



Chipsmall Limited consists of a professional team with an average of over 10 year of expertise in the distribution of electronic components. Based in Hongkong, we have already established firm and mutual-benefit business relationships with customers from,Europe,America and south Asia,supplying obsolete and hard-to-find components to meet their specific needs.

With the principle of “Quality Parts,Customers Priority,Honest Operation,and Considerate Service”,our business mainly focus on the distribution of electronic components. Line cards we deal with include Microchip,ALPS,ROHM,Xilinx,Pulse,ON,Everlight and Freescale. Main products comprise IC,Modules,Potentiometer,IC Socket,Relay,Connector.Our parts cover such applications as commercial,industrial, and automotives areas.

We are looking forward to setting up business relationship with you and hope to provide you with the best service and solution. Let us make a better world for our industry!



Contact us

Tel: +86-755-8981 8866 Fax: +86-755-8427 6832

Email & Skype: info@chipsmall.com Web: www.chipsmall.com

Address: A1208, Overseas Decoration Building, #122 Zhenhua RD., Futian, Shenzhen, China



THE INFORMATION CONTAINED HEREIN IS CONSIDERED "PROPRIETARY" TO BEL FUSE INC. AND SHALL NOT BE COPIED, REPRODUCED OR DISCLOSED WITHOUT THE WRITTEN APPROVAL OF BEL FUSE INC.

RoHS
2002/95/EC

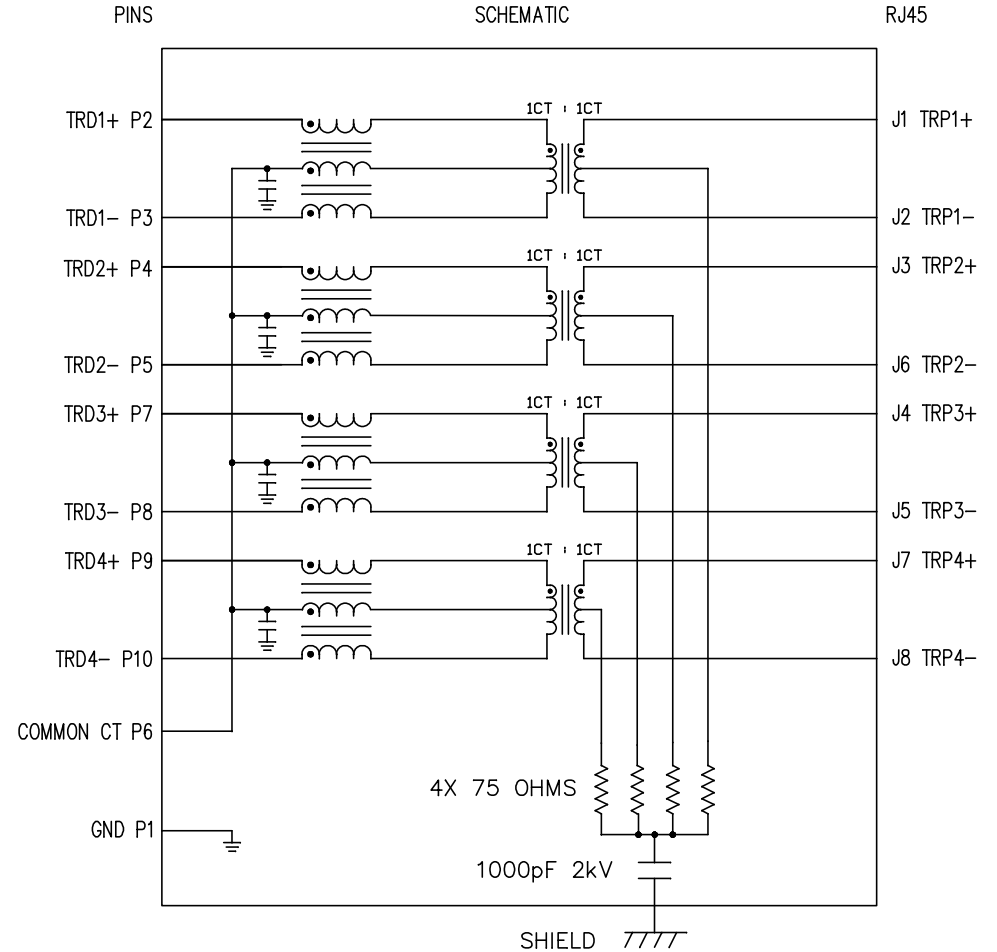


ELECTRICAL SPECIFICATIONS:

DESIGNED FOR OPERATION FROM -40 TO 85 degrees C

- 1.0 INDUCTANCE: (P2-P3) : 350uH MIN. @ 0.1V, 100KHz, 8mA DC Bias
(P4-P5) : 350uH MIN. @ 0.1V, 100KHz, 8mA DC Bias
(P7-P8) : 350uH MIN. @ 0.1V, 100KHz, 8mA DC Bias
(P9-P10) : 350uH MIN. @ 0.1V, 100KHz, 8mA DC Bias
- 2.0 TURNS RATIO: (P2-P3) : (J1-J2) : 1CT : 1CT ± 2%
(P4-P5) : (J3-J6) : 1CT : 1CT ± 2%
(P7-P8) : (J4-J5) : 1CT : 1CT ± 2%
(P9-P10) : (J7-J8) : 1CT : 1CT ± 2%
- 3.0 RETURN LOSS: 100 OHM REF.
500kHz TO 40MHz : -18dB MIN.
40MHz TO 100MHz : -12+20LOG(f/80MHZ) MIN.
- 4.0 INSERTION LOSS: RS=RL=100 OHMS
100kHz TO 100MHz : 1.2dB MAX.
- 5.0 CROSS TALK: Ch1-Ch2, Ch1-Ch3, Ch1-Ch4, Ch2-Ch3, Ch2-Ch4, Ch3-Ch4
1MHz TO 30MHz : -35dB MIN.
30MHz TO 80MHz : -24dB MIN.
80MHz TO 100MHz : -25dB MIN.
- 6.0 CM TO CM REJECTION: 100kHz TO 100MHz : -30dB MIN.
- 7.0 CM TO DM REJECTION: 100kHz TO 100MHz : -35dB MIN.
- 8.0 VOLTAGE WITHSTAND: (J1, J2) TO (P2, P3) : 1500 Vrms
(J3, J6) TO (P4, P5) : 1500 Vrms
(J4, J5) TO (P7, P8) : 1500 Vrms
(J7, J8) TO (P9, P10) : 1500 Vrms

9.0 THIS COMPONENT IS A PATENT PRODUCT;US PATENT NUMBER 7,123,117.



ORIGINATED BY	DATE
Zeng Xiao Chun	03-21-2011
DRAWN BY	DATE
Zhang Ru Sheng	03-21-2011

TITLE
MagJack® TAB UP SHIELDED 10/100/100BT PATENTED

PART NO. / DRAWING NO.	STANDARD DIM.
SI-51021-F	TOL. IN INCH
FILE NAME	.X
SI-51021-F.DWG	.XX
	.XXX
	±0.005

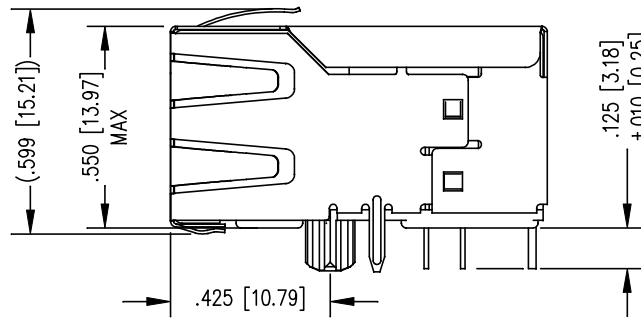
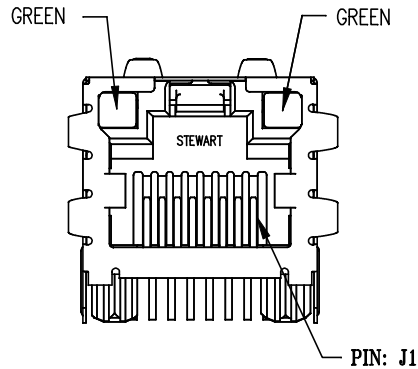
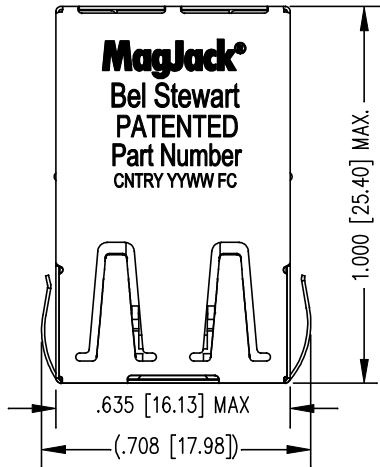
[] METRIC DIM. AS REFERENCE
UNIT : INCH [mm]
SCALE : N/A

REV. : 02
SIZE : A4
PAGE : 2



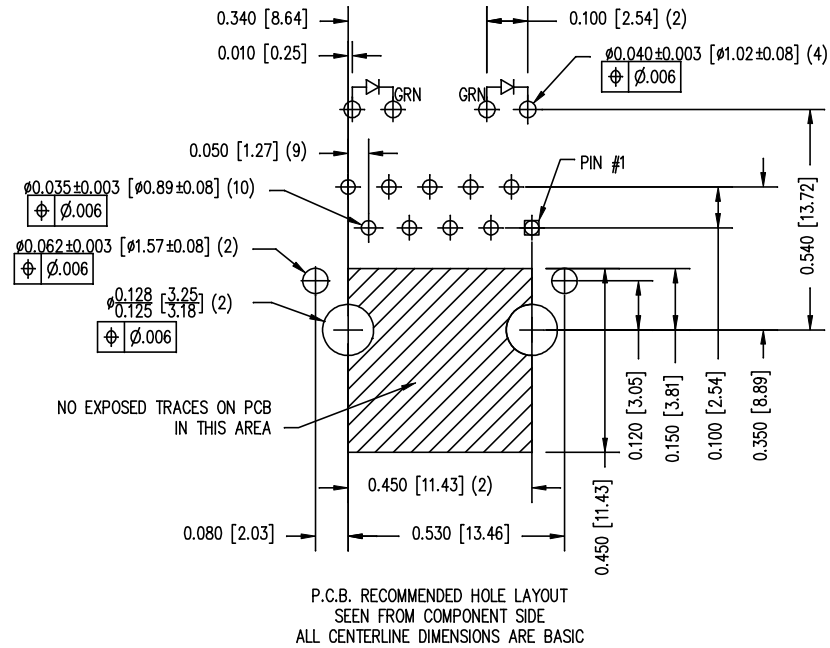
THE INFORMATION CONTAINED HEREIN IS CONSIDERED "PROPRIETARY" TO BEL FUSE INC. AND SHALL NOT BE COPIED, REPRODUCED OR DISCLOSED WITHOUT THE WRITTEN APPROVAL OF BEL FUSE INC.

RoHS
2002/95/EC



LED SPECIFICATION			
STANDARD LED	WAVELENGTH	FORWARD V (MAX)	* (TYP)
GREEN	565 nm	2.5 V	2.2 V

*WITH A FORWARD CURRENT OF 20 mA (TYP)



NOTES:

- CONNECTOR MATERIALS:
HOUSING: THERMOPLASTIC UL94 V-0
CONTACT/SHIELD: COPPER ALLOY
SHIELD PLATING: NICKEL OR TIN
CONTACT PLATING: SELECTIVE GOLD,
50 MICRO-INCHES MIN. IN CONTACT AREA.
- PIN NOT ELECTRICALLY CONNECTED MAYBE OMITTED.
SEE ELECTRICAL DRAWING FOR OMITTED PINS.
- TOLERANCES COMPLY WITH F.C.C. DIMENSION REQUIREMENTS.
- ALL TOLERANCES NOT OTHERWISE SPECIFIED TO BE ±0.005 [0.13]
- REFLOW AND WAVE SOLDER COMPATIBLE -260°C FOR 10 SECONDS MAX.

ORIGINATED BY	DATE
Zeng Xiao Chun	03-21-2011
DRAWN BY	DATE
Zhang Ru Sheng	03-21-2011

TITLE
MagJack® TAB UP SHIELDED 10/100/100BT PATENTED

PART NO. / DRAWING NO.
SI-51021-F
FILE NAME
SI-51021-F.DWG

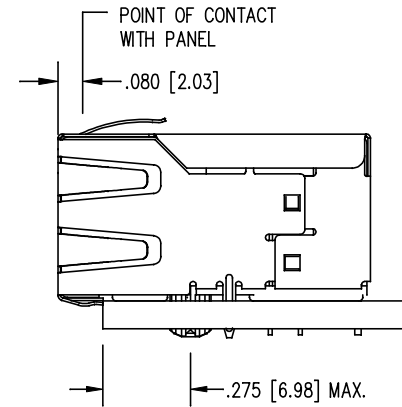
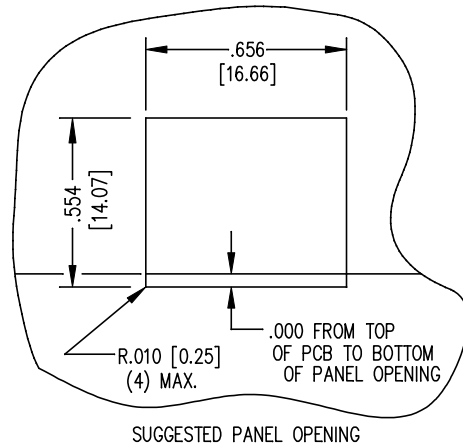
STANDARD DIM.	[] METRIC DIM. AS REFERENCE
TOL. IN INCH	UNIT : INCH [mm]
.X	REV. : 02
.XX	SCALE : N/A
.XXX	SIZE : A4
±0.005	PAGE : 3

UNIT : INCH [mm]	REV. : 02
SCALE : N/A	SIZE : A4
SIZE : A4	PAGE : 3



THE INFORMATION CONTAINED HEREIN IS CONSIDERED "PROPRIETARY" TO BEL FUSE INC. AND SHALL NOT BE COPIED, REPRODUCED OR DISCLOSED WITHOUT THE WRITTEN APPROVAL OF BEL FUSE INC.

RoHS
2002/95/EC



1. THE SUGGESTED PANEL OPENING IS INTENDED TO GIVE THE USER THE ABILITY TO HAVE REASONABLE JACK / PANEL CLEARANCES YET MAINTAIN RELIABLE GROUNDING CAPABILITY.
2. ALL TOLERANCES NOT OTHERWISE SPECIFIED TO BE ± 0.005 [0.13]

ORIGINATED BY	DATE	TITLE	PART NO. / DRAWING NO.	STANDARD DIM.	[] METRIC DIM. AS REFERENCE	
Zeng Xiao Chun	03-21-2011	MagJack[®] TAB UP SHIELDED 10/100/100BT PATENTED	SI-51021-F	TOL. IN INCH	UNIT : INCH [mm]	REV. : 02
DRAWN BY	DATE		FILE NAME	.X	SCALE : N/A	SIZE : A4
Zhang Ru Sheng	03-21-2011		SI-51021-F.DWG	.XX		PAGE : 4
			.XXX	± 0.005		

