



Chipsmall Limited consists of a professional team with an average of over 10 year of expertise in the distribution of electronic components. Based in Hongkong, we have already established firm and mutual-benefit business relationships with customers from,Europe,America and south Asia,supplying obsolete and hard-to-find components to meet their specific needs.

With the principle of “Quality Parts,Customers Priority,Honest Operation,and Considerate Service”,our business mainly focus on the distribution of electronic components. Line cards we deal with include Microchip,ALPS,ROHM,Xilinx,Pulse,ON,Everlight and Freescale. Main products comprise IC,Modules,Potentiometer,IC Socket,Relay,Connector.Our parts cover such applications as commercial,industrial, and automotives areas.

We are looking forward to setting up business relationship with you and hope to provide you with the best service and solution. Let us make a better world for our industry!



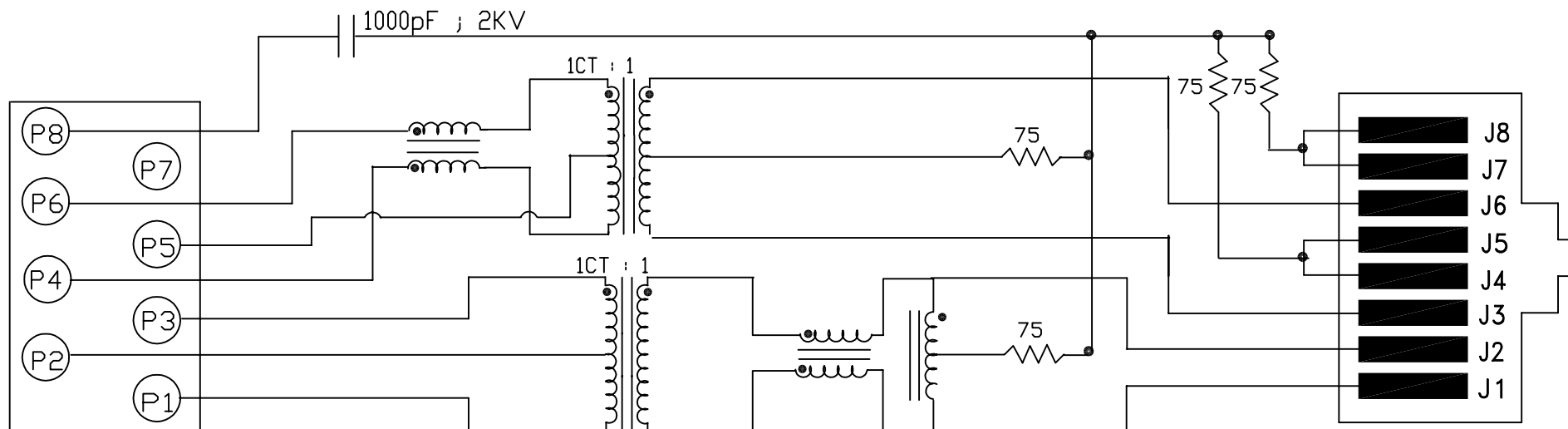
## Contact us

Tel: +86-755-8981 8866 Fax: +86-755-8427 6832

Email & Skype: [info@chipsmall.com](mailto:info@chipsmall.com) Web: [www.chipsmall.com](http://www.chipsmall.com)

Address: A1208, Overseas Decoration Building, #122 Zhenhua RD., Futian, Shenzhen, China






#### ELECTRICAL SPECIFICATIONS:

- |                               |                              |  |
|-------------------------------|------------------------------|--|
| 1.0 TURNS RATIO:              | (P6-P5-P4) : (J6-J3)         | : 1CT : 1 ± 3%                           |
|                               | (P3-P2-P1) : (J2-J1)         | : 1CT : 1 ± 3%                           |
| 2.0 INDUCTANCE:               | (P6-P4)                      | : 350uH MIN. @ 0.1V, 100KHz, 8mA DC Bias |
|                               | (P3-P1)                      | : 350uH MIN. @ 0.1V, 100KHz, 8mA DC Bias |
| 3.0 LEAKAGE INDUCTANCE:       | P6-P4 (WITH J6 AND J3 SHORT) | : 0.3 MAX. @ 1MHz                        |
|                               | P3-P1 (WITH J2 AND J1 SHORT) | : 0.3 MAX. @ 1MHz                        |
| 4.0 INTERWINDING CAPACITANCE: | (P6,P5,P4) TO (J6,J3)        | : 30pf MAX @ 1MHz                        |
|                               | (P3,P2,P1) TO (J2,J1)        | : 30pf MAX. @ 1MHz                       |
| 5.0 DC RESISTANCE:            | (J1-J2)                      | : 1.2 ohms Max.                          |
|                               | (P6-P4)                      | : 1.2 ohms Max.                          |

#### NOTES

1.0 PINS WITHOUT ELECTRICAL CONNECTION ARE OMITTED.



Bel Stewart Connector  
11118 Susquehanna Trail, South  
Glen Rock, Pa 17327-9199  
717.234.7512

**MagJack®**

<http://www.stewartconnector.com>

THIS DRAWING AND THE SUBJECT MATTER SHOWN THEREON ARE CONFIDENTIAL AND PROPERTY OF BEL STEWART CONNECTOR AND SHALL NOT BE REPRODUCED, COPIED, OR USED IN ANY MANNER WITHOUT PRIOR WRITTEN CONTENT OF BEL STEWART CONNECTOR. THE SUBJECT MATTER MAY BE PATENTED OR A PATENT MAY BE PENDING.

SHEET  
1 OF 4

DRAWING NO.  
SI-60015-F

REV.  
07

RECEIVE

6.0 RETURN LOSS: 1MHz TO 30MHz	: 18dB MIN.
60MHz TO 80MHz	: 12dB MIN.
(P1- P3) = 100 OHMS	
(J3 - J6) = 100 OHMS	
7.0 DIELECTRIC WITHSTAND: (J1, J2) TO (P1, P3)	: 1500 VAC
(J3, J6) TO (P4,P6)	: 1500 VAC
8.0 INSERTION LOSS: RS=RL=100 ohms	
100KHz TO 100MHz	: 1.1 dB TYP
9.0 RISE TIME: RS=100 OHMS AND RL = 100 OHMS	
OUTPUT VOLTAGE = 1 V peak	: 3.0 nS MAX
PULSE WIDTH= 112nS	: 3.0 nS MAX
10.0 CROSS TALK: 1MHz TO 100MHz	: 35 dB TYP
11.0 COMMON TO COMMON MODE ATTENUATION: 1MHz TO 100MHz	: 35dB TYP

Bel Stewart Connector  
11118 Susquehanna Trail, South  
Glen Rock, Pa 17327-9199  
717.234.7512

**MagJack®**

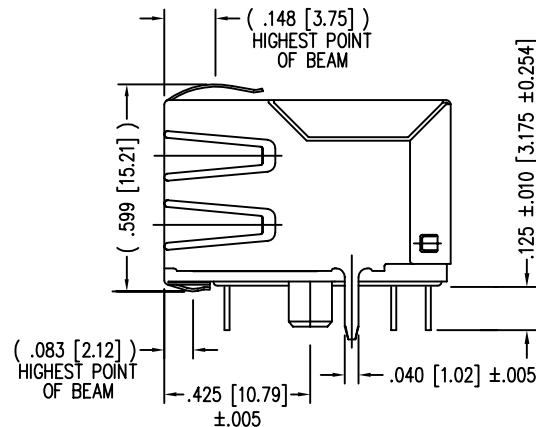
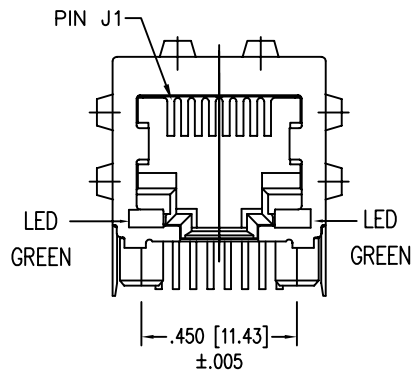
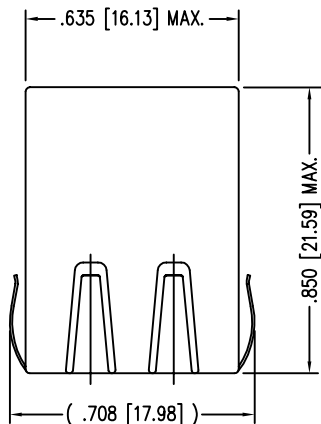
<http://www.stewartconnector.com>

THIS DRAWING AND THE SUBJECT MATTER SHOWN THEREON ARE CONFIDENTIAL AND PROPERTY OF BEL STEWART CONNECTOR AND SHALL NOT BE REPRODUCED, COPIED, OR USED IN ANY MANNER WITHOUT PRIOR WRITTEN CONTENT OF BEL STEWART CONNECTOR. THE SUBJECT MATTER MAY BE PATENTED OR A PATENT MAY BE PENDING.

SHEET  
2 OF 4

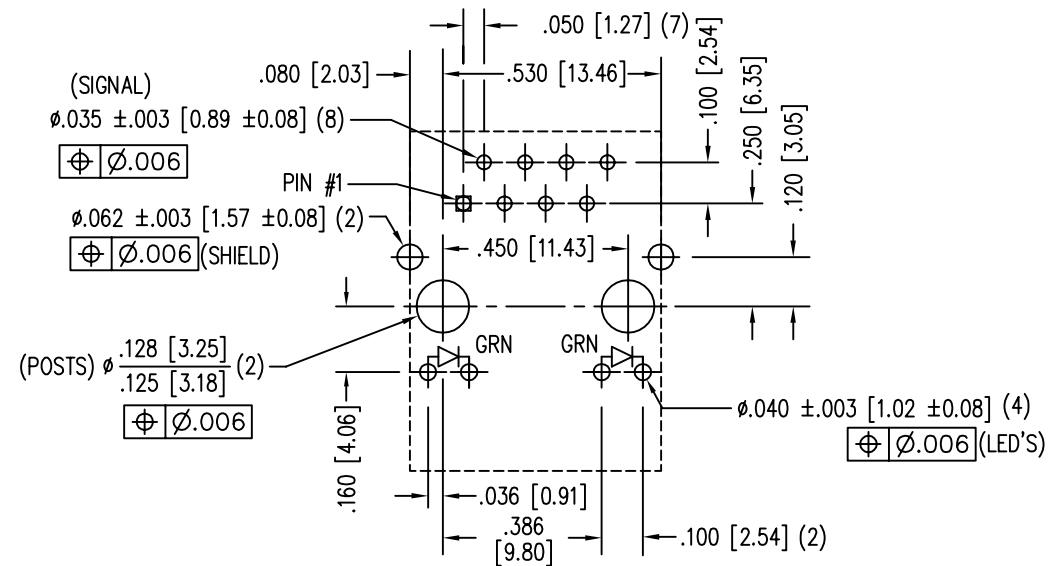
DRAWING NO.  
SI-60015-F

REV.  
07



LED SPECIFICATION				
STANDARD LED	WAVELENGTH	* Forward V (MAX)	(TYP)	
GREEN	565 nm	2.5 V	2.1 V	

\*WITH A FORWARD CURRENT OF 20 mA



P.C.B. RECOMMENDED HOLE LAYOUT  
SEEN FROM COMPONENT SIDE

ALL CENTERLINE DIMENSIONS ARE BASIC.



#### NOTES:

- CONNECTOR MATERIALS:  
HOUSING: THERMOPLASTIC UL94 V-0  
CONTACT/SHIELD: COPPER ALLOY  
SHIELD PLATING: NICKEL OR TIN  
CONTACT PLATING: SELECTIVE GOLD,  
50 MICRO-INCHES MIN. IN CONTACT AREA.
- PIN NOT ELECTRICALLY CONNECTED MAYBE OMITTED.  
SEE ELECTRICAL DRAWING FOR OMITTED PINS.
- TOLERANCES COMPLY WITH F.C.C. DIMENSION REQUIREMENTS.
- ALL TOLERANCES NOT OTHERWISE SPECIFIED TO BE ±.005 [0.13]
- WAVE SOLDER COMPATIBLE - PREHEAT 125°C/90SECS.

Bel Stewart Connector  
11118 Susquehanna Trail, South  
Glen Rock, Pa 17327-9199  
717.234.7512

**MagJack®**

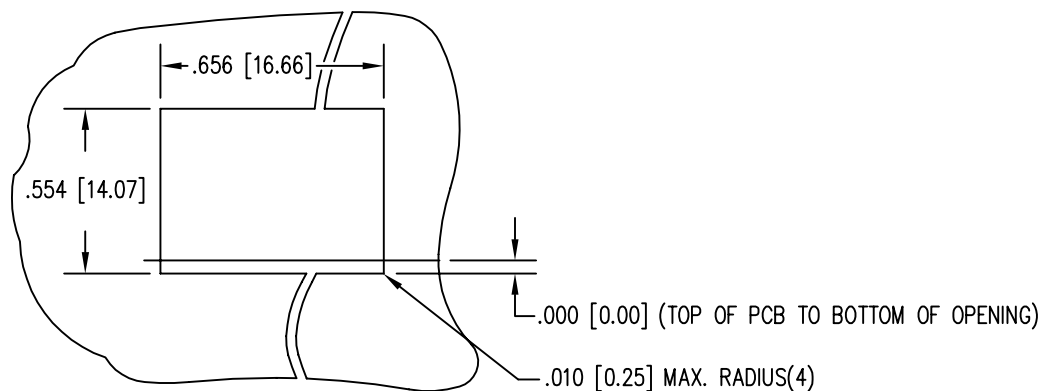
<http://www.stewartconnector.com>

THIS DRAWING AND THE SUBJECT MATTER SHOWN THEREON ARE CONFIDENTIAL AND PROPERTY OF BEL STEWART CONNECTOR AND SHALL NOT BE REPRODUCED, COPIED, OR USED IN ANY MANNER WITHOUT PRIOR WRITTEN CONTENT OF BEL STEWART CONNECTOR. THE SUBJECT MATTER MAY BE PATENTED OR A PATENT MAY BE PENDING.

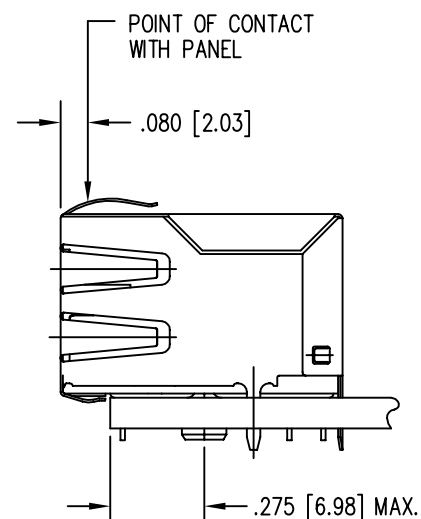
SHEET  
3 OF 4

DRAWING NO.  
SI-60015-F

REV.  
13



SUGGESTED PANEL OPENING



1. THE SUGGESTED PANEL OPENING IS INTENDED TO GIVE THE USER THE ABILITY TO HAVE REASONABLE JACK / PANEL CLEARANCES YET MAINTAIN RELIABLE GROUNDING CAPABILITY.
2. ALL TOLERANCES NOT OTHERWISE SPECIFIED TO BE  $\pm .005$  [0.13]

Bel Stewart Connector  
11118 Susquehanna Trail, South  
Glen Rock, Pa 17327-9199  
717.234.7512

**MagJack®**

<http://www.stewartconnector.com>