



Chipsmall Limited consists of a professional team with an average of over 10 year of expertise in the distribution of electronic components. Based in Hongkong, we have already established firm and mutual-benefit business relationships with customers from,Europe,America and south Asia,supplying obsolete and hard-to-find components to meet their specific needs.

With the principle of “Quality Parts,Customers Priority,Honest Operation,and Considerate Service”,our business mainly focus on the distribution of electronic components. Line cards we deal with include Microchip,ALPS,ROHM,Xilinx,Pulse,ON,Everlight and Freescale. Main products comprise IC,Modules,Potentiometer,IC Socket,Relay,Connector.Our parts cover such applications as commercial,industrial, and automotives areas.

We are looking forward to setting up business relationship with you and hope to provide you with the best service and solution. Let us make a better world for our industry!



Contact us

Tel: +86-755-8981 8866 Fax: +86-755-8427 6832

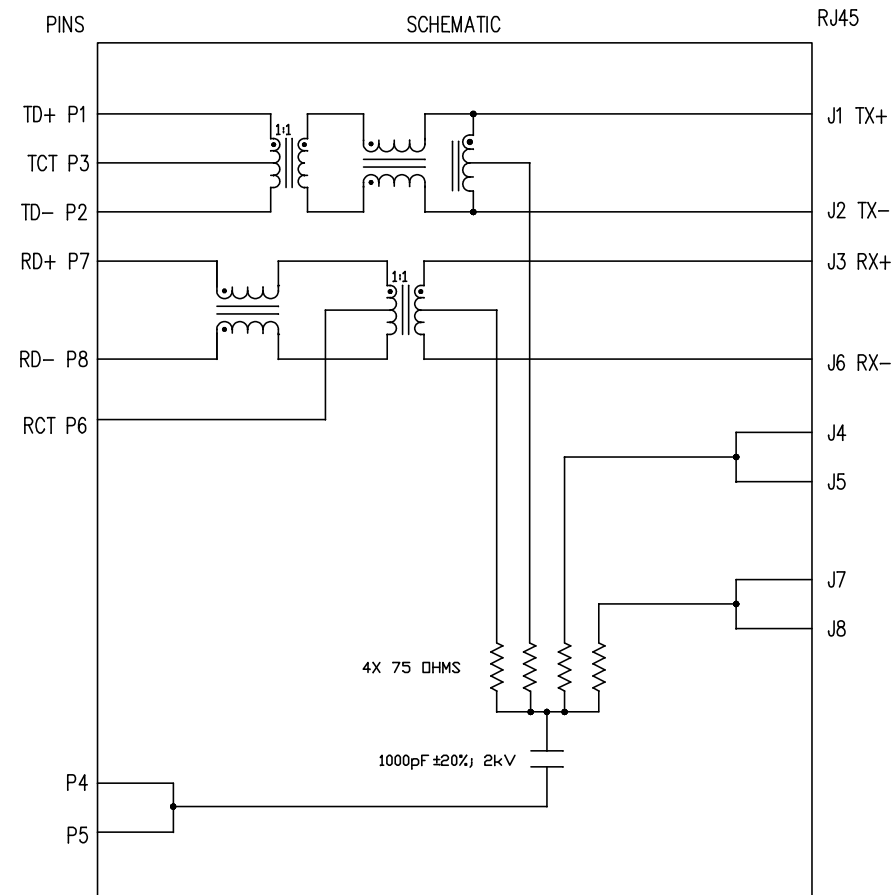
Email & Skype: info@chipsmall.com Web: www.chipsmall.com

Address: A1208, Overseas Decoration Building, #122 Zhenhua RD., Futian, Shenzhen, China



ELECTRICAL CHARACTERISTICS @ 25° C

1.0 TURNS RATIO: (P8-P6-P7) : (J6-J3)	: 1CT : 1 ± 3%
(P2-P3-P1) : (J2-J1)	: 1CT : 1 ± 3%
2.0 INDUCTANCE: (P7-P8)	: 350uH MIN. @ 0.1V, 100KHz, 8mA DC Bias
(P1-P2)	: 350uH MIN. @ 0.1V, 100KHz, 8mA DC Bias
3.0 LEAKAGE INDUCTANCE: P8-P7 (WITH J6 AND J3 SHORT)	: 0.3uH MAX. @ 1MHz
P2-P1 (WITH J2 AND J1 SHORT)	: 0.3uH MAX. @ 1MHz
4.0 INTERWINDING CAPACITANCE: (P8,P6,P7) TO (J6,J3)	: 30pF MAX. @ 1MHz
(P3,P2,P1) TO (J2,J1)	: 30pF MAX. @ 1MHz
5.0 DC RESISTANCE: (J1-J2)	: 1.2 ohms Max.
(P8-P7)	: 1.2 ohms Max.
6.0 RETURN LOSS:1MHz TO 30MHz	: -18dB MIN.
30MHz TO 60MHz	: -(19-20 LOG (f/30MHz))
60MHz TO 80MHz	: -12dB MIN.
7.0 DIELECTRIC WITHSTAND: (J1, J2) TO (P1, P3)	: 1500 Vrms
(J3, J6) TO (P8,P7)	: 1500 Vrms
8.0 INSERTION LOSS: RS=RL=100 ohms	
1MHz TO 65MHz	: -1.0 dB MAX
65MHz TO 100MHz	: -1.1 dB MAX
9.0 RISE TIME: RS=100 OHMS AND RL = 100 OHMS	
OUTPUT VOLTAGE = 1 V peak	: 3.0 nS MAX
PULSE WIDTH= 112nS	: 3.0 nS MAX
10.0 CROSS TALK:1MHz TO 100MHz	: -35 dB TYP
11.0 COMMON TO COMMON MODE ATTENUATION:	
1MHz TO 100MHz	: -45dB TYP
100MHz TO 200MHz	: -20dB MIN



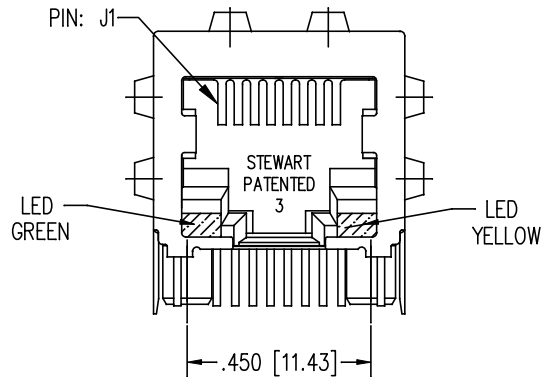
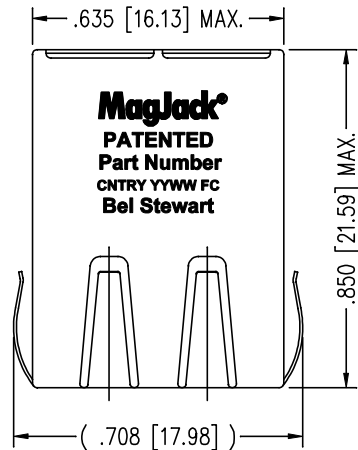
NOTES

- 1.0 PINS WITHOUT ELECTRICAL CONNECTION ARE OMITTED.
- 2.0 ALL RESISTORS ARE ±5% TOLERANCE.

ORIGINATED BY	DATE	TITLE	PART NO. / DRAWING NO.	STANDARD DIM.	[] METRIC DIM. AS REFERENCE	
Zeng Xiao Chun	07-04-2011	MagJack® 10/100BT TAB DOWN SHIELDED PATENTED	SI-60208-F	TOL. IN INCH	UNIT : INCH [mm]	REV. : A0
DRAWN BY	DATE		FILE NAME	.X	SCALE : N/A	SIZE : A4
Zhang Ru Sheng	07-04-2011		SI-60208-F.DWG	.XX		PAGE : 2
				.XXX		

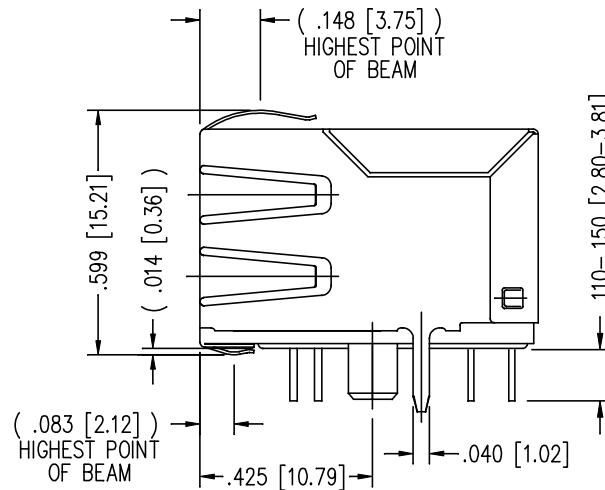
THE INFORMATION CONTAINED HEREIN IS CONSIDERED
"PROPRIETARY" TO BEL FUSE INC. AND SHALL NOT BE
COPIED, REPRODUCED OR DISCLOSED WITHOUT THE
WRITTEN APPROVAL OF BEL FUSE INC.

RoHS
2002/95/EC

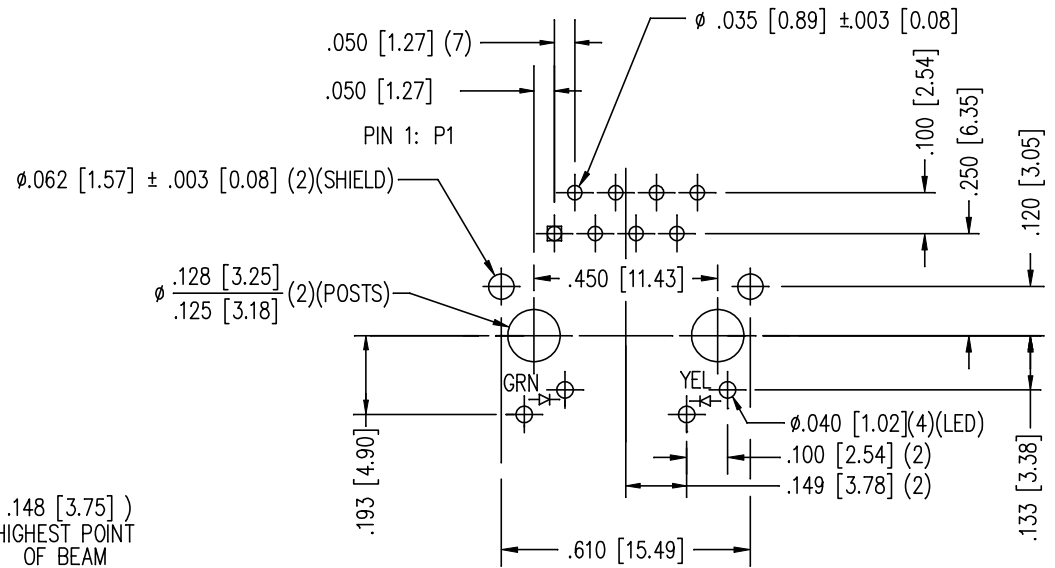
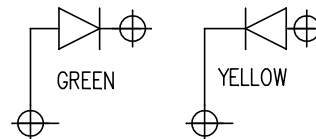


LED SPECIFICATION			
STANDARD LED	WAVELENGTH	FORWARD V (MAX)	* (TYP)
GREEN	565 nm	2.5 V	2.2 V
YELLOW	590 nm	2.5 V	2.1 V

*WITH A FORWARD CURRENT OF 20 mA (TYP)



LED POLARITY DETAIL



P.C.B. RECOMMENDED HOLE LAYOUT
SEEN FROM COMPONENT SIDE
ALL CENTERLINE DIMENSIONS ARE BASIC

NOTES:

- CONNECTOR MATERIALS:
HOUSING: THERMOPLASTIC UL94 V-0
CONTACT/SHIELD: COPPER ALLOY
SHIELD PLATING: NICKEL OR TIN
CONTACT PLATING: SELECTIVE GOLD,
50 MICRO-INCHES MIN. IN CONTACT AREA.
- PIN NOT ELECTRICALLY CONNECTED MAYBE OMITTED.
SEE ELECTRICAL DRAWING FOR OMITTED PINS.
- TOLERANCES COMPLY WITH F.C.C. DIMENSION REQUIREMENTS.
- ALL TOLERANCES NOT OTHERWISE SPECIFIED TO BE ± 0.005 [0.13]
- REFLOW AND WAVE SOLDER COMPATIBLE -260°C FOR
10 SECONDS MAX.

ORIGINATED BY	DATE
Zeng Xiao Chun	07-04-2011
DRAWN BY	DATE
Zhang Ru Sheng	07-04-2011

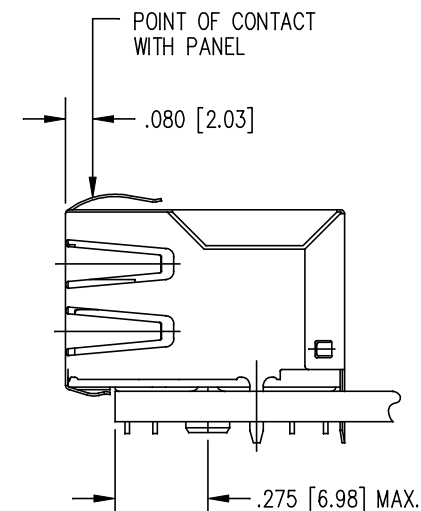
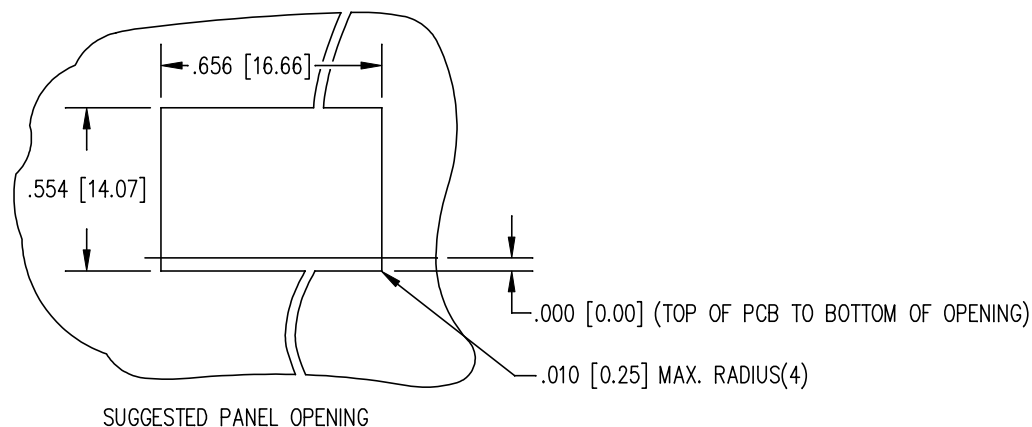
TITLE
MagJack® 10/100BT TAB DOWN SHIELDED PATENTED

PART NO. / DRAWING NO.
SI-60208-F
FILE NAME
SI-60208-F.DWG

STANDARD DIM. TOL. IN INCH
.X
.XX
.XXX
±0.005

[] METRIC DIM. AS REFERENCE
UNIT : INCH [mm]
SCALE : N/A
REV. : A0
SIZE : A4
PAGE : 3

bel
COMPONENTS OR A
CONNECTED
PLANET



1. THE SUGGESTED PANEL OPENING IS INTENDED TO GIVE THE USER THE ABILITY TO HAVE REASONABLE JACK / PANEL CLEARANCES YET MAINTAIN RELIABLE GROUNDING CAPABILITY.
2. ALL TOLERANCES NOT OTHERWISE SPECIFIED TO BE ± 0.005 [0.13]

ORIGINATED BY	DATE	TITLE	PART NO. / DRAWING NO.	STANDARD DIM.	[] METRIC DIM. AS REFERENCE	
Zeng Xiao Chun	07-04-2011	MagJack® 10/100BT TAB DOWN SHIELDED PATENTED	SI-60208-F	TOL. IN INCH	UNIT : INCH [mm]	REV. : A0
DRAWN BY	DATE		FILE NAME	.X	SCALE : N/A	SIZE : A4
Zhang Ru Sheng	07-04-2011		SI-60208-F.DWG	.XX		PAGE : 4
				.XXX		