



Chipsmall Limited consists of a professional team with an average of over 10 year of expertise in the distribution of electronic components. Based in Hongkong, we have already established firm and mutual-benefit business relationships with customers from,Europe,America and south Asia,supplying obsolete and hard-to-find components to meet their specific needs.

With the principle of “Quality Parts,Customers Priority,Honest Operation,and Considerate Service”,our business mainly focus on the distribution of electronic components. Line cards we deal with include Microchip,ALPS,ROHM,Xilinx,Pulse,ON,Everlight and Freescale. Main products comprise IC,Modules,Potentiometer,IC Socket,Relay,Connector.Our parts cover such applications as commercial,industrial, and automotives areas.

We are looking forward to setting up business relationship with you and hope to provide you with the best service and solution. Let us make a better world for our industry!



Contact us

Tel: +86-755-8981 8866 Fax: +86-755-8427 6832


Email & Skype: info@chipsmall.com Web: www.chipsmall.com

Address: A1208, Overseas Decoration Building, #122 Zhenhua RD., Futian, Shenzhen, China



LED Module

LT-HB22D
LT-H562D
LT-H282D



Features & Benefits

- Premium linear to deliver the highest efficacy, 187 lm/W @ 4000K
- Three options of the board length : 4ft / 2ft / 1ft
- Same foot print as M-series for easy expansion of fixture line-up
- Seamless design & re workable poke-in connector



Applications

Indoor Lighting:

- Replacement of T5/T8 tubes
- Office / Retail / Living space
- Troffer / Linear / Pendant

Table of Contents

1.	Product Code Information	-----	3
2.	Characteristics	-----	4
3.	Structure and Assembly	-----	7
4.	Certification and Declaration	-----	14
5.	Label Structure	-----	15
6.	Packing Structure	-----	17
7.	Precautions in Handling & Use	-----	18
	Appendix 1	-----	19

1. Product Code Information

a) HB22D

Nominal CCT (K)		Product Code
3000		SI-B8V221B2HUS
3500		SI-B8U221B2HUS
4000	Front CNT	SI-B8T221B2HUS
5000		SI-B8R221B2HUS

b) H562D

Nominal CCT (K)		Product Code
3000		SI-B8V11156HUS
3500		SI-B8U11156HUS
4000	Front CNT	SI-B8T11156HUS
5000		SI-B8R11156HUS

c) H282D

Nominal CCT (K)		Product Code
3000		SI-B8V05128HUS
3500		SI-B8U05128HUS
4000	Front CNT	SI-B8T05128HUS
5000		SI-B8R05128HUS

2. Characteristics

Item	Rating	Unit	Remark
Rated Lifetime	>50,000	hour	L70B50
Ingress Protection (IP)	no rating	-	
Ambient / Operating Temperature (t_{amb})	-20 ~ +50	°C	
Storage Temperature	-30 ~ +80	°C	

a) HB22D

Item	Nom. CCT (K)	Rating			If(mA)	Remark
		Min	Typ.	Max		
Luminous Flux (Φ_v)	3000	3480	3870	4260	lm	I _f = 960 mA t _p = 50 °C
	3500	3530	3925	4320		
	4000	3640	4040	4440		
	5000	3740	4155	4570		
Luminous Efficacy	3000	161	179	197	lm/W	
	3500	163	182	200		
	4000	169	187	206		
	5000	173	192	212		
CCT	3000		3000		K	
	3500		3500			
	4000		4000			
	5000		5000			
Color Consistency (initial)	3000		3		Mac Adam step	
	3500		3			
	4000		3			
	5000	-	3	-		
Color Rendering Index (Ra)		80	83	-	-	
Operating Current (I _f)		-	960		mA	
Operating Voltage (V _f)		20.8	22.5	24.2	Vdc	
Power Consumption		20.0	21.6	23.2	W	

Notes:

- 1) t_p: temperature at which performance is specified; measured at "Tc point".
- 2) Samsung maintains a measurement tolerance of: Luminous flux: ±7 %, CRI: ±3.0, Voltage: ±0.3 V, Power Consumption: ±0.3W
- 3) Max 4 kV for ESD(Direct contact)

b) H562D

Item	Nom. CCT (K)	Rating			If(mA)	Remark
		Min	Typ.	Max		
Luminous Flux (Φ_v)	3000	1740	1935	2130	lm	
	3500	1770	1965	2160		
	4000	1820	2020	2220		
	5000	1870	2080	2290		
Luminous Efficacy	3000	161	179	197	lm/W	
	3500	164	182	200		
	4000	169	187	206		
	5000	173	193	212		
CCT	3000		3000		K	
	3500		3500			
	4000		4000			
	5000		5000			
Color Consistency (initial)	3000		3		Mac Adam step	
	3500		3			
	4000		3			
	5000	-	3	-		
Color Rendering Index (Ra)		80	83	-	-	
Operating Current (I_f)		-	480		mA	
Operating Voltage (V_f)		20.8	22.5	24.2	Vdc	
Power Consumption		10.0	10.8	11.6	W	

$I_f = 480 \text{ mA}$
 $t_p = 50 \text{ }^\circ\text{C}$

Notes:

- 1) t_p : temperature at which performance is specified; measured at "Tc point".
- 2) Samsung maintains a measurement tolerance of: Luminous flux: $\pm 7 \%$, CRI: ± 3.0 , Voltage: $\pm 0.3 \text{ V}$, Power Consumption: $\pm 0.3 \text{ W}$
- 3) Max 4 kV for ESD(Direct contact)

c) H282D

Item	Nom. CCT (K)	Rating			Unit	Remark
		Min	Typ.	Max		
Luminous Flux (Φ_v)	3000	870	970	1065	lm	I _f = 240 mA t _p = 50 °C
	3500	880	980	1080		
	4000	910	1010	1110		
	5000	935	1040	1145		
Luminous Efficacy	3000	161	180	197	lm/W	
	3500	163	181	200		
	4000	169	187	206		
	5000	173	193	212		
CCT	3000		3000		K	
	3500		3500			
	4000		4000			
	5000		5000			
Color Consistency (initial)	3000		3		Mac Adam step	
	3500		3			
	4000		3			
	5000	-	3	-		
Color Rendering Index (Ra)		80	83	-	-	
Operating Current (I _f)		-	240		mA	
Operating Voltage (V _f)		20.8	22.5	24.2	Vdc	
Power Consumption		5.0	5.4	5.8	W	

Notes:

- 1) t_p: temperature at which performance is specified; measured at “Tc point”.
- 2) Samsung maintains a measurement tolerance of: Luminous flux: ±7 %, CRI: ±3.0, Voltage: ±0.3 V, Power Consumption: ±0.3W
- 3) Max 4 kV for ESD(Direct contact)

Item	Nominal*	Life**	Max***	Unit
Temperature	50 (t _p)	85(t _{p,50})	90(t _c)	°C

Notes:

- * Temperature used to specify performance of the module (t_p).
 - ** Rated maximum performance temperature at which lifetime is specified (t_{p,50}).
 - *** Rated maximum temperature, highest permissible temperature to avoid safety risk (t_c).
- All temperatures are measured at the designated “Tc point” as indicated on the module.

3. Structure and Assembly

a) Appearance

HB22D



H562D



H282D

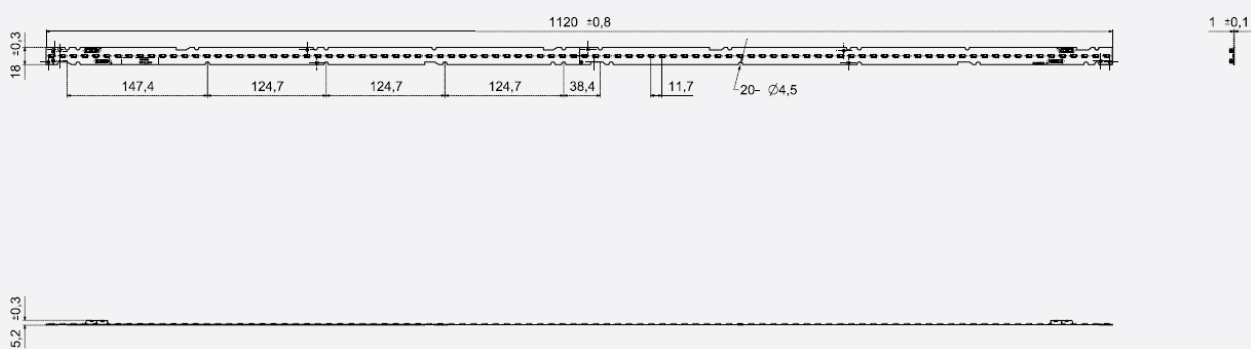


b) Dimension

HB22D

Dimension	Specification	Tolerance	Unit
Module Length	1120.0	± 0.8	mm
Module Width	18.0	± 0.3	mm
Module Height	5.2	± 0.3	mm
PCB Thickness	1.0	± 0.16	mm
Module Weight	45.0	± 2.3	g

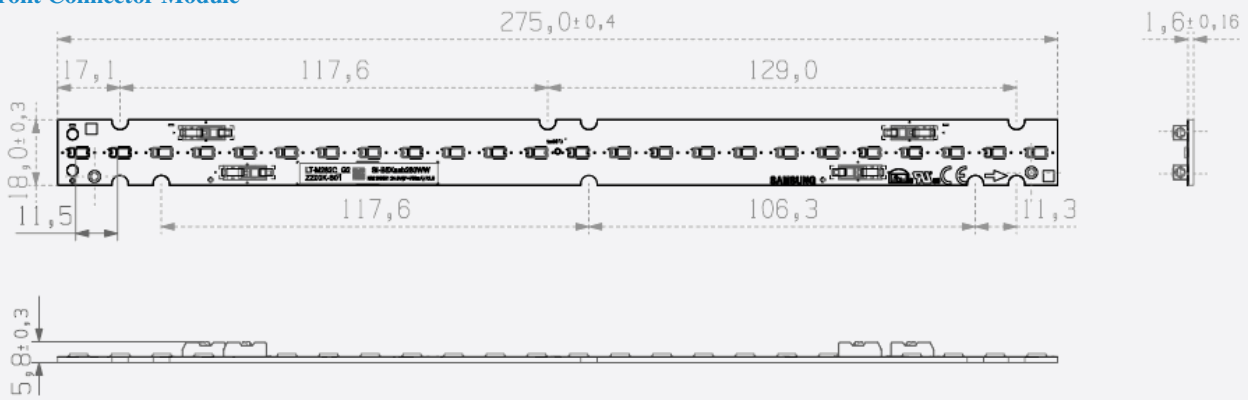
- Front Connector Module



H282D

Dimension	Specification	Tolerance	Unit
Module Length	275.0	± 0.4	mm
Module Width	18.0	± 0.3	mm
Module Height	5.8	± 0.3	mm
PCB Thickness	1.6	± 0.16	mm
Module Weight	14.0	± 1.0	g

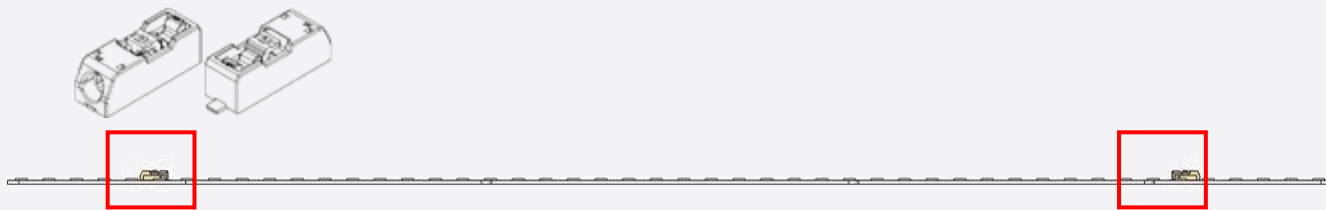
- Front Connector Module



c) Assembly

Connectors on the board are provided for easy wiring with the LED driver and between modules

[Front connector]



d) Thermal Management

Performance temperatures are measured on “Tc point” as indicated on the module.

HB22D



H562D

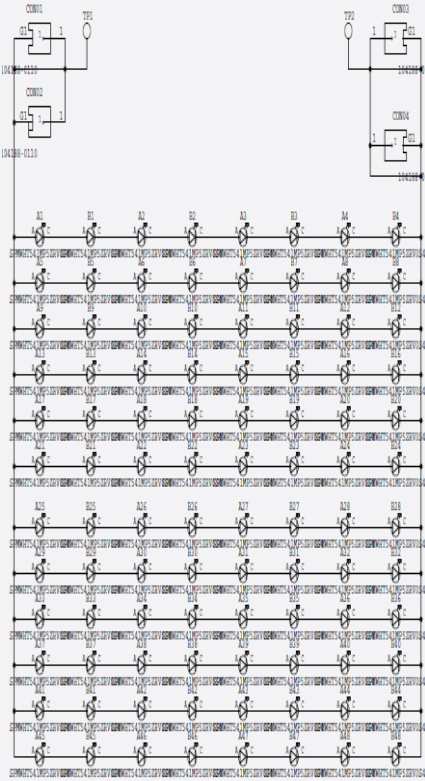


H282D

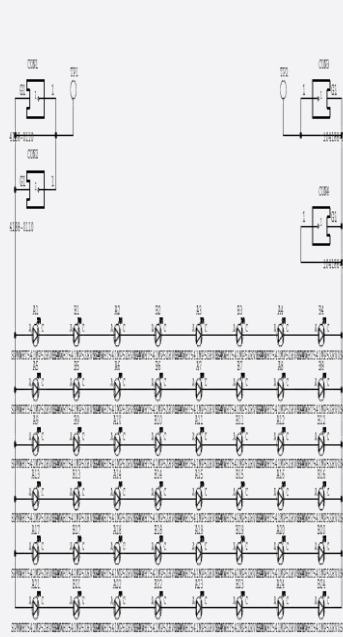


e) Schematic Circuit

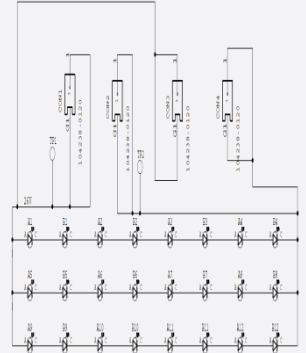
HB22D : 8s x 12p



H562D : 8s x 6p



H282D : 8s x 3p



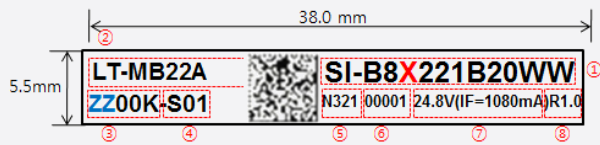
4. Certification and Declaration

Item	Compliant to	Remark
Test & Certification	CE	N/A
	ENEC	N/A
	VDE	N/A
	UL	T.B.D
	cUL	T.B.D
	Photo biological Safety(LM561C LED)	IEC / EN 62471
Declaration	RoHS	Hazardous Substance & Material
	REACH	Hazardous Substance & Material

5. Label Structure

a) Module Label

[Printing Label]



[Information of Barcode]

① Model code: SI-B8X221B2HUS

SI-B8X11156HUS

SI-B8X05128HUS

X : V(3000K), U(3500K), T(4000K), R(5000K)

② Product name: LT-HB22D

LT-H562D

LT-H282D

③ CRI & Color temperature: 8ZZ

ZZ: 30, 35, 40, 50

④ LED maker: -S (Samsung)

Group No.: 01 (Binning group)

⑤ SMT date: N321 (2013-March-21)

A (2000), B (2001) ······ K (2010), L (2011), M (2012), N (2013) ······ (year)

1 (January), ······ 9 (September), A (October), B (November), C (December) (month)

01, 02, 03, ······ 31th (date)

⑥ Serial No.: 00001~99999; Setting "00001" every working day

⑦ Voltage (IF)

⑧ Product Revision: R1.0

[QR CODE Information]

① Example: SI-B8X221B2HUS_ N321100001ZZ00K-S01

② 34 digits: Model code (14) + Space (1) + SMT date (4) + SMT line No. (1) + Serial No. (5)
+ Color temperature (5) + Dash(1) + LED maker (1) + GROUP No. (2)

Model CODE	SI-B8X221B2HUS
QR CODE Information	SI-B8X221B2HUS_N321100001ZZ00K-S01

b) Tray & MBB Label

- 100mm x 50mm



- ① Model code: SI-B8X221B2HUS
 SI-B8X11156HUS
 SI-B8X05128HUS

- ② LOT: 20150101-D0001

Packing Date(8 digit) → 20150101

Production Site(1digit) → PyeongTaek SUHIL(E), TianJIn SUHIL(D), SLED(B)

Serial no(4 digit) → 0001~9999, A111~A999

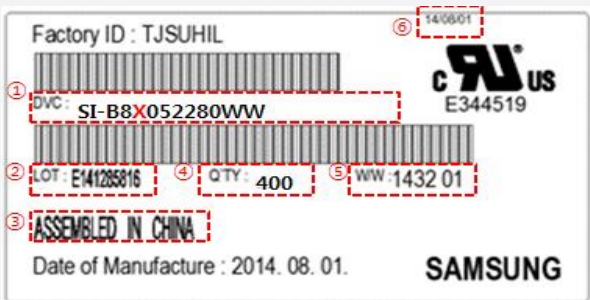
- ③ QTY: Quantity of Packaged Bar (5 Digit)

- ④ W/W: Production Year(2 digit) + Production Week(2 digit)

- ⑤ Issue date of Label: 12:year/01:month/30:day

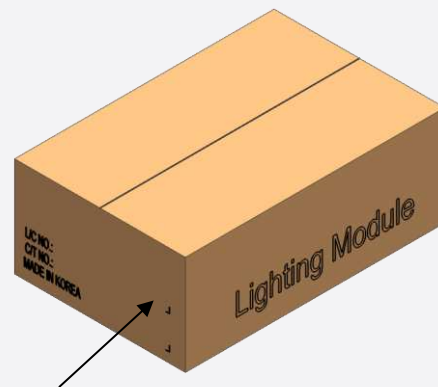
c) Box Label

- 100mm x 50mm



The lot number is composed of the following characters:

- ① Product code
- ② Lot ID
- ③ Place of origin
- ④ Quantity
- ⑤ Describe production week
- ⑥ Date of Issue



6. Packing Structure

ARTICLE	TRAY	BOX	PALLET	REMARK
Quantity	20 ea	200 ea	2400 ea	LT-HB22D
	40 ea	280 ea	5600 ea	LT-H562D
	40 ea	400 ea	12,800 ea	LT-H282D

7. Precautions in Handling & Use

A. The LED Lighting Modules for white light are devices which are materialized by combining white LEDs.

The color of white light can differ a little unusually to diffuser plate(sign-board panel).

Also when the LEDs are illuminating, operating current should be decided after considering the ambient maximum temperature.

B. Handling

To prevent the LED Lighting Modules from making any defectives, please handle the LED Lighting Modules with care as follows.

- (1) Don't drop the unit and don't give the unit any shocks.
- (2) Don't bend the PCB and don't touch the LED Resin.
- (3) Don't storage the Module in a dusty place or room.
- (4) Don't take the product apart.
- (5) Don't touch the LED and also PCB and other circuit parts of Module with your naked fingers or sharpness things.
- (6) Take care so that do not pull wire with hand in case of carries or moves LED Lighting Modules.

C. Cleaning

The LED Lighting Modules should not be used in any type of fluid such as water, oil, organic solvent, etc.

It is recommended that IPA (Isopropyl Alcohol) be used as a solvent for cleaning the LED Lighting Modules.

When using other solvents, it should be confirmed beforehand whether the solvents will dissolve the package and the resin or not. Freon solvents should not be used to clean the LEDs because of worldwide regulations. Do not clean the LED Lighting Modules by the ultrasonic.

Before cleaning, a pre-test should be done to confirm whether any damage to the LED Lighting Modules will occur.

D. Static Electricity

Static electricity or surge voltage damages the LED Lighting Modules. Please keep the working process anti-static electricity condition to prevent the Lighting from destroying, as following.

- (1) Anyone who handles the unit should be well grounded.(earth ring or anti-static glove)
- (2) Anyone who handles the unit should wear anti-electrostatic working clothes.
- (3) All kinds of device and instruments, such as working table, measuring instruments and assembly jigs in your production lines should be well grounded.

E. Storage

The LED Lighting Modules must be stored to insert a package of a moisture absorbent material(silica gel) in a box.

F. Others

If over voltage which exceeds the absolute maximum rating is applied to LED Lighting Modules.

It will cause damage Circuits(that LED is included) and result in destruction.

Do not directly look into lighted LED with naked eyes.

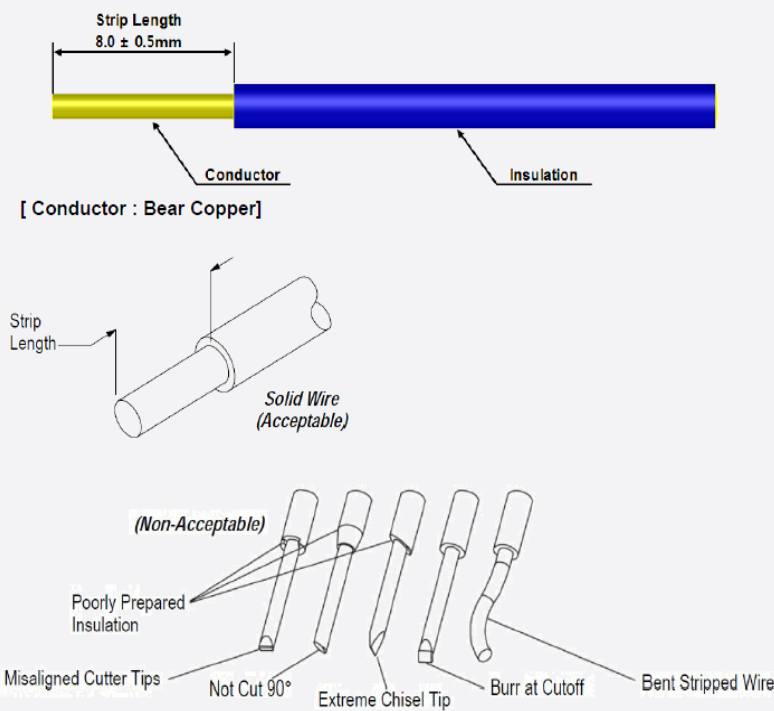
Please use this product within 5 months, which is kept in its original packaging unopened when stocked

APPENDIX 1. APPLICABLE SOLID WIRES

A. Applicable solid wires

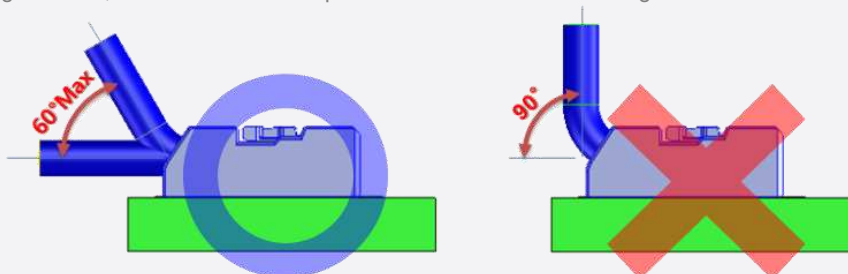
Wire Range AWG NO.	Number of Conductors / Diameter of a conductors (NO. / mm)	Insulation Diameter (mm)	Conductor Type
24	1 / 0.51	1.35	Solid
22	1 / 0.64	1.48	
20	1 / 0.81	1.65	
18	1 / 1.02	1.86	

B. Wire strip length



C. Caution : Pullout condition for Wire angle

When pull out after inserting the wire, do not recommend pull out from more than 60 degree.



Legal and additional information.

[About Samsung Electronics Co., Ltd.](#)

Samsung Electronics Co., Ltd. is a global leader in technology, opening new possibilities for people everywhere. Through relentless innovation and discovery, we are transforming the worlds of TVs, smartphones, tablets, PCs, cameras, home appliances, printers, LTE systems, medical devices, semiconductors and LED solutions. We employ 286,000 people across 80 countries with annual sales of US\$216.7 billion. To discover more, please visit www.samsungled.com.

Copyright © 2016 Samsung Electronics Co., Ltd. All rights reserved.
Samsung is a registered trademark of Samsung Electronics Co., Ltd.
Specifications and designs are subject to change without notice. Non-metric weights and measurements are approximate. All data were deemed correct at time of creation. Samsung is not liable for errors or omissions. All brand, product, service names and logos are trademarks and/or registered trademarks of their respective owners and are hereby recognized and acknowledged.

Samsung Electronics Co., Ltd.
95, Samsung 2-ro
Giheung-gu
Yongin-si, Gyeonggi-do, 446-711
KOREA

www.samsungled.com