



Chipsmall Limited consists of a professional team with an average of over 10 year of expertise in the distribution of electronic components. Based in Hongkong, we have already established firm and mutual-benefit business relationships with customers from,Europe,America and south Asia,supplying obsolete and hard-to-find components to meet their specific needs.

With the principle of “Quality Parts,Customers Priority,Honest Operation,and Considerate Service”,our business mainly focus on the distribution of electronic components. Line cards we deal with include Microchip,ALPS,ROHM,Xilinx,Pulse,ON,Everlight and Freescale. Main products comprise IC,Modules,Potentiometer,IC Socket,Relay,Connector.Our parts cover such applications as commercial,industrial, and automotives areas.

We are looking forward to setting up business relationship with you and hope to provide you with the best service and solution. Let us make a better world for our industry!



Contact us

Tel: +86-755-8981 8866 Fax: +86-755-8427 6832

Email & Skype: info@chipsmall.com Web: www.chipsmall.com

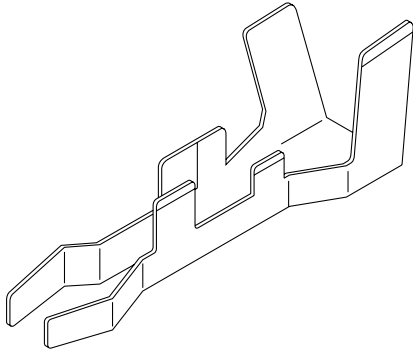
Address: A1208, Overseas Decoration Building, #122 Zhenhua RD., Futian, Shenzhen, China





SIN TERMINAL

Single-circuit/Board-in Crimp style terminals



It is time consuming to directly solder the many wires that are required on densely packed printed circuit boards. The SIN terminal is crimped to a wire, inserted into a hole in a printed circuit board, then soldered. Solderability is enhanced because solder does not enter the wire, thus ensuring a safe and secure connection. This terminal is ideal for permanent connection of jumper wires onto a printed circuit board or for connection to external circuits.

Specifications

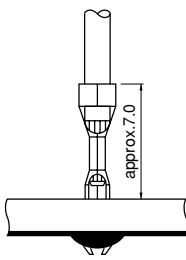
- Current rating: Depends on applicable wires
- Temperature range: -25°C to +85°C
(including temperature rise in applying electrical current)
- Applicable wire: AWG #30 to #12
- * Compliant with RoHS.
- * Refer to "General Instruction and Notice when using Terminals and Connectors" at the end of this catalog.
- * Contact JST for details.

Standards

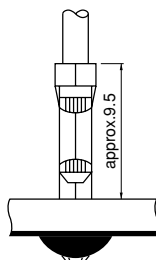
- Ⓜ Recognized E60389
- Ⓢ Certified LR20812

Assembly layout

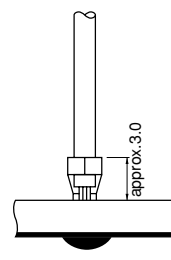
SIN-001T-1.2B



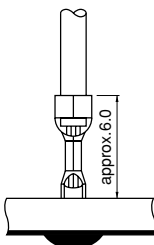
SIN-21T-1.8



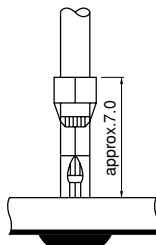
SIN-002T-1.0
SIN-002T-1.2N



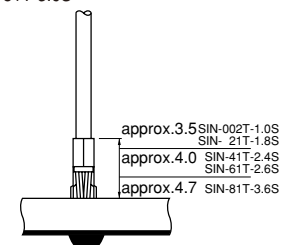
SIN-001T-1.2
SIN-01T-1.2



SIN-01T-1.8
SIN-01T-1.8N

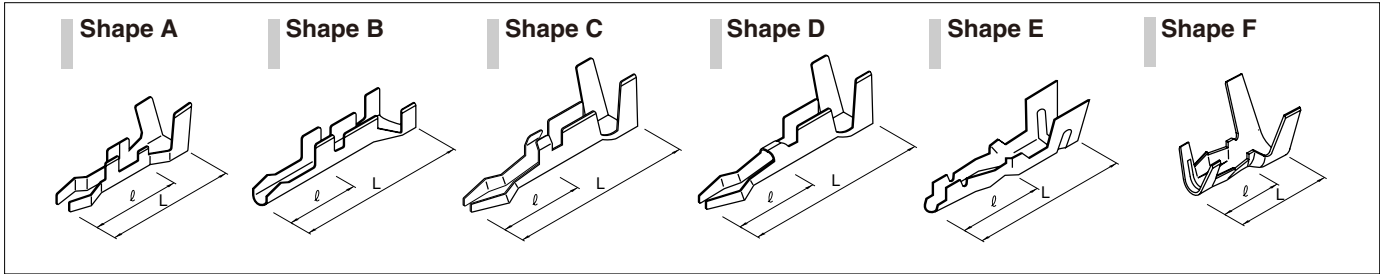


SIN-002T-1.0S SIN41T-2.4S
SIN-21T-1.8S SIN-61T-2.6S
SIN-81T-3.6S



SIN TERMINAL

Terminal



Model No.	Shape	Applicable wire		Insulation O.D. (mm)	L (mm)	ℓ (mm)	Applicable PCB		Qty / reel
		mm ²	AWG #				Thickness (mm)	Hole diameter (mm)	
SIN-002T-1.0	A	0.08~0.13	28~26	0.8~1.3	5.8	3.1	1.6	1.0 ^{+0.05}	9,000
SIN-002T-1.2N		0.08~0.13	28~26	0.9~1.4	6.0	3.3		1.2 ^{±0.05}	9,000
SIN-01T-1.8	C	0.13~0.5	26~20	1.2~2.5	10.0	3.55		1.8 ^{+0.1}	7,000
SIN-001T-1.2B	D	0.05~0.22	30~24	0.9~1.5	10.0	3.5		1.2 ^{±0.05}	11,000
SIN-21T-1.8		0.30~0.83	22~18	1.7~3.8	12.6	3.6		1.8 ^{+0.1}	3,000
SIN-002T-1.0S	E	0.08~0.13	28~26	0.8~1.3	7.0	3.5		1.2~1.6	1.0 ^{±0.05}
*SIN-21T-1.8S	F	0.30~0.83	22~18	1.5~3.0	7.6	4.1	1.8 ^{+0.1}	4,500	
*SIN-41T-2.4S		0.83~1.31	18,16	2.8~3.4	8.3	4.3	2.4 ^{±0.05}	3,000	
*SIN-61T-2.6S		2.0	14	3.4~3.8	8.3	4.3	2.5 ^{+0.1}	3,000	
*SIN-81T-3.6S		3.3	12	4.0~4.2	9.2	4.5	3.55 ^{±0.05}	2,000	

Material and Finish

Brass, tin-plated (reflow treatment)

Model No.	Shape	Applicable wire		Insulation O.D. (mm)	L (mm)	ℓ (mm)	Applicable PCB		Qty / reel
		mm ²	AWG #				Thickness (mm)	Hole diameter (mm)	
SIN-001T-1.2	B	0.05~0.15	30~26	0.8~1.4	9.1	3.05	1.2	(1.20)	7,500
SIN-01T-1.2		0.2~0.5	24~20	1.5~2.3	9.1	3.05			5,000
SIN-01T-1.8N	C	0.13~0.5	26~20	1.2~2.5	10.0	3.55	1.6	1.8 ^{+0.1}	7,000

Material and Finish

Brass, copper-undercoated, tin-plated

RoHS compliance

Note: 1. The SIN-01T-1.8N terminal requires less force for insertion into a PC board.

2. *marked terminals are for the use of larger wires (Wire conductors are to be soldered). Contact JST for the details of regarding specifications.

3. Hole dimensions may differ according to the kind of PC board and piercing method.

Contact	Crimping machine	Applicator		
		Crimp applicator	Dies	Crimp applicator with dies
SIN-002T-1.0	AP-K2N	MKS-L	MK/SIN-002-10	APLMK SIN002-10
		*MKS-SC	SC/SIN-002-10	APLSC SIN002-10
SIN-001T-1.2		MKS-L	MK/SIN-001-12	APLMK SIN001-12
		*MKS-SC	SC/SIN-001-12	APLSC SIN001-12
SIN-01T-1.2		MKS-L	MK/SIN-01-12	APLMK SIN01-12
		*MKS-SC	SC/SIN-01-12	APLSC SIN01-12
SIN-01T-1.8(N)		MKS-L	MK/SIN-01-18	APLMK SIN01-18
		*MKS-SC	SC/SIN-01-18	APLSC SIN01-18
SIN-001T-1.2B		MKS-L	MK/SIN-001-12B	APLMK SIN001-12B
		*MKS-SC	SC/SIN-001-12B	APLSC SIN001-12B
SIN-002T-1.2N		MKS-L	MK/SIN-002-12N	APLMK SIN002-12N
		*MKS-SC	SC/SIN-002-12N	APLSC SIN002-12N

Note: *Strip-crimp applicator

Contact	Crimping machine	Applicator		
		Crimp applicator	Dies	Crimp applicator with dies
SIN-21T-1.8	AP-K2N	MKS-L	MK/SIN-21-18	APLMK SIN21-18
SIN-002T-1.0S		—	—	—
		MKS-L-IN	MK/SIN-002-10S	APLMK SIN002-10S
SIN-21T-1.8S		MKS-L-SIN	MK/SIN-21-18S	APLMK SIN21-18S
		*MKS-SC	SC/SIN-21-18S	APLSC SIN21-18S
SIN-41T-2.4S		MKS-L-SIN	MK/SIN-41-24S	APLMK SIN41-24S
SIN-61T-2.6S		—	—	—
		MKS-L-SIN	MK/SIN-61-26S	APLMK SIN61-26S
SIN-81T-3.6S		—	—	—
		MKS-L-SIN3	MK/SIN-81-36S	APLMK SIN81-36S