



Chipsmall Limited consists of a professional team with an average of over 10 year of expertise in the distribution of electronic components. Based in Hongkong, we have already established firm and mutual-benefit business relationships with customers from,Europe,America and south Asia,supplying obsolete and hard-to-find components to meet their specific needs.

With the principle of “Quality Parts,Customers Priority,Honest Operation,and Considerate Service”,our business mainly focus on the distribution of electronic components. Line cards we deal with include Microchip,ALPS,ROHM,Xilinx,Pulse,ON,Everlight and Freescale. Main products comprise IC,Modules,Potentiometer,IC Socket,Relay,Connector.Our parts cover such applications as commercial,industrial, and automotives areas.

We are looking forward to setting up business relationship with you and hope to provide you with the best service and solution. Let us make a better world for our industry!



## Contact us

Tel: +86-755-8981 8866 Fax: +86-755-8427 6832

Email & Skype: info@chipsmall.com Web: www.chipsmall.com


Address: A1208, Overseas Decoration Building, #122 Zhenhua RD., Futian, Shenzhen, China



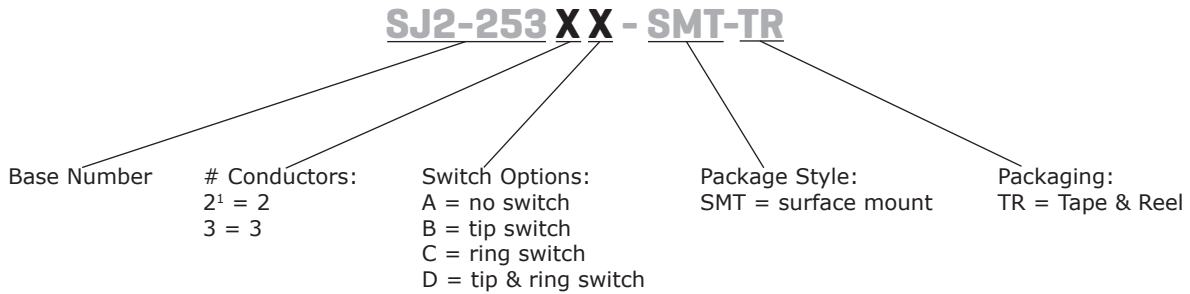
**SERIES:** SJ2-253X-SMT | **DESCRIPTION:** AUDIO JACK

**FEATURES**

- multiple switch configurations
- low profile design
- reflow solder compatible
- surface mount



**PART NUMBER KEY**



Note: 1. 2 conductor option only available with tip switch

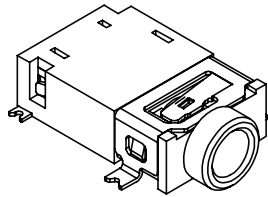
**SPECIFICATIONS**

| parameter                       | conditions/description   | min | typ   | max      | units    |
|---------------------------------|--|-----|-------|----------|----------|
| rated input voltage             |  |     | 12    |          | Vdc      |
| rated input current             |  |     |       | 1        | A        |
| contact resistance <sup>2</sup> | between terminal and mating plug<br>between terminal in a closed circuit |     |       | 50<br>30 | mΩ<br>mΩ |
| insulation resistance           | at 500 Vdc   | 100 |       |          | MΩ       |
| voltage withstand               | for 1 minute   |     |       | 500      | Vac      |
| insertion/withdrawal force      |  | 0.3 |       | 3        | kg       |
| operating temperature           |  | -25 |       | 85       | °C       |
| life                            | at a rate of 24 cycles/minute  |     | 5,000 |          | cycles   |
| flammability rating             | UL94V-0  |     |       |          |          |
| RoHS                            | 2011/65/EU   |     |       |          |          |

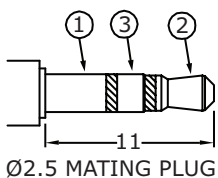
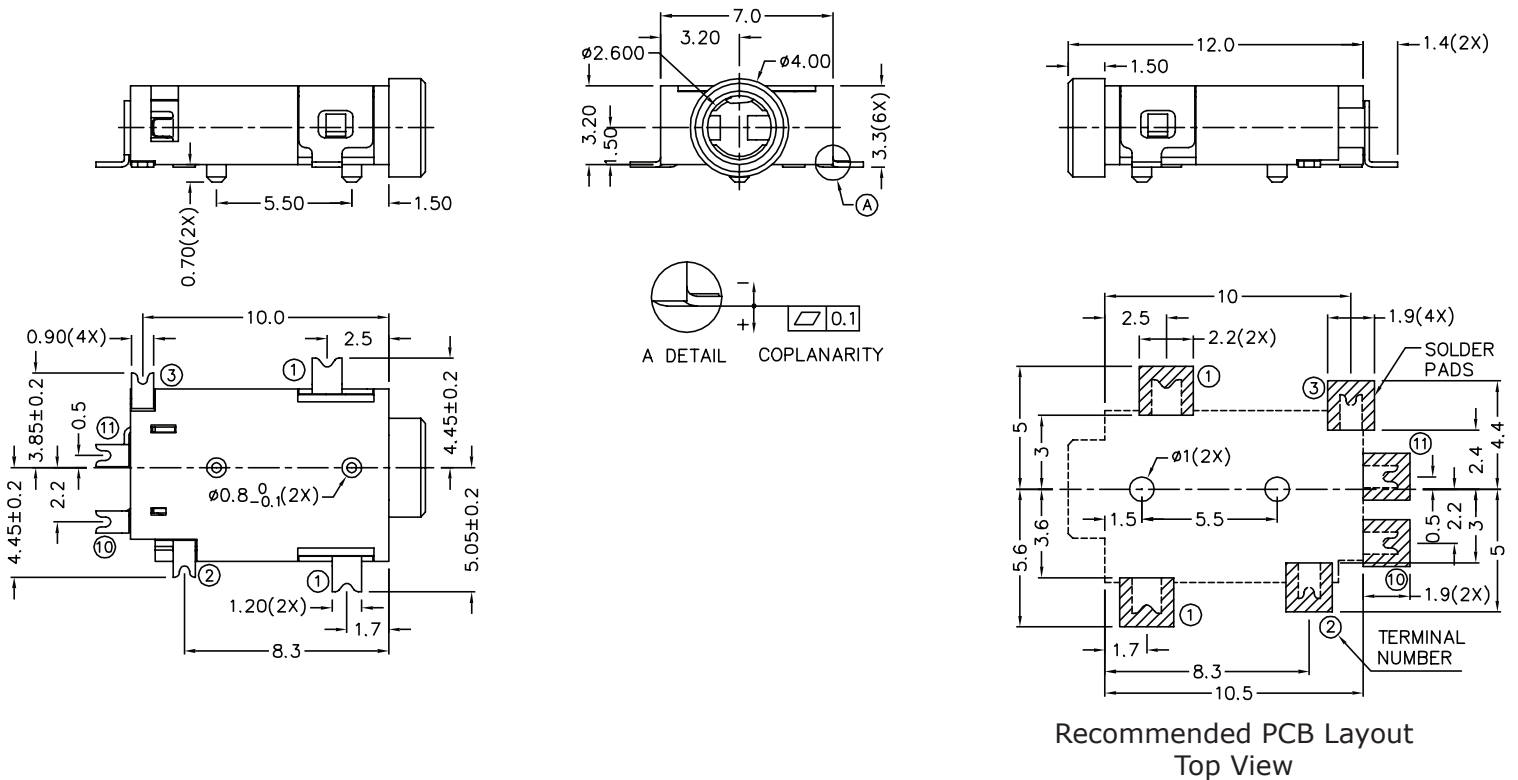
Note: 2. When measured at a current of less than 100 mA/1 kHz  
3. All specifications measured at 10~35°C, humidity at 45~85%, under standard atmospheric pressure, unless otherwise noted.

## MECHANICAL DRAWING

units: mm  
 tolerance:  
 X.X ±0.2 mm  
 X.XX ±0.10 mm  
 X.XXX ±0.050 mm  
 PCB: ±0.05 mm



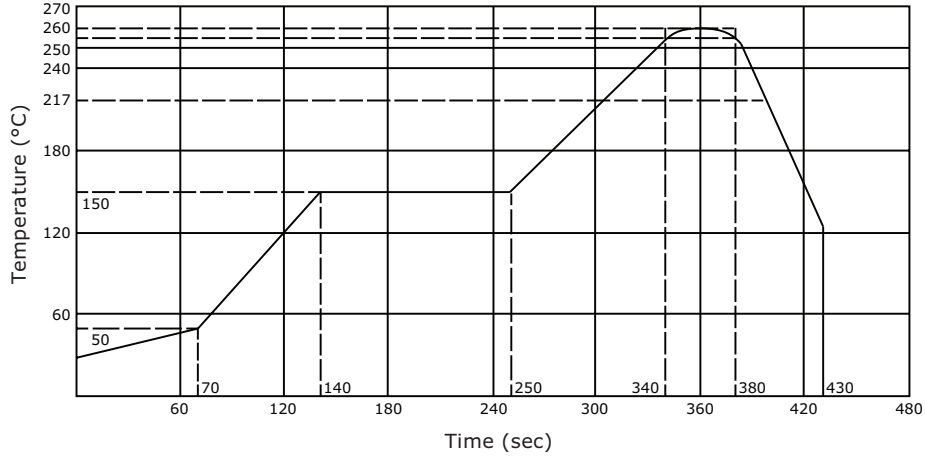
|             | MATERIAL     | PLATING |
|-------------|--------------|---------|
| terminal 1  | copper alloy | silver  |
| terminal 2  | copper alloy | silver  |
| terminal 3  | copper alloy | silver  |
| terminal 10 | brass        | silver  |
| terminal 11 | brass        | silver  |
| plastic     | PA10T        |         |



| Model No. | SJ2-2532B-SMT | SJ2-2533A-SMT | SJ2-2533B-SMT | SJ2-2533C-SMT | SJ2-2533D-SMT |
|-----------|---------------|---------------|---------------|---------------|---------------|
| Schematic |               |               |               |               |               |
| PIN       |               |               |               |               |               |
| 1         | sleeve        | sleeve        | sleeve        | sleeve        | sleeve        |
| 2         | tip           | tip           | tip           | tip           | tip           |
| 3         | NP            | ring          | ring          | ring          | ring          |
| 10        | tip switch    | NP            | tip switch    | NP            | tip switch    |
| 11        | NP            | NP            | NP            | ring switch   | ring switch   |

## SOLDERABILITY

| parameter        | conditions/description | min | typ | max | units |
|------------------|------------------------|-----|-----|-----|-------|
| reflow soldering | see reflow profile     | 255 | 260 | 265 | °C    |

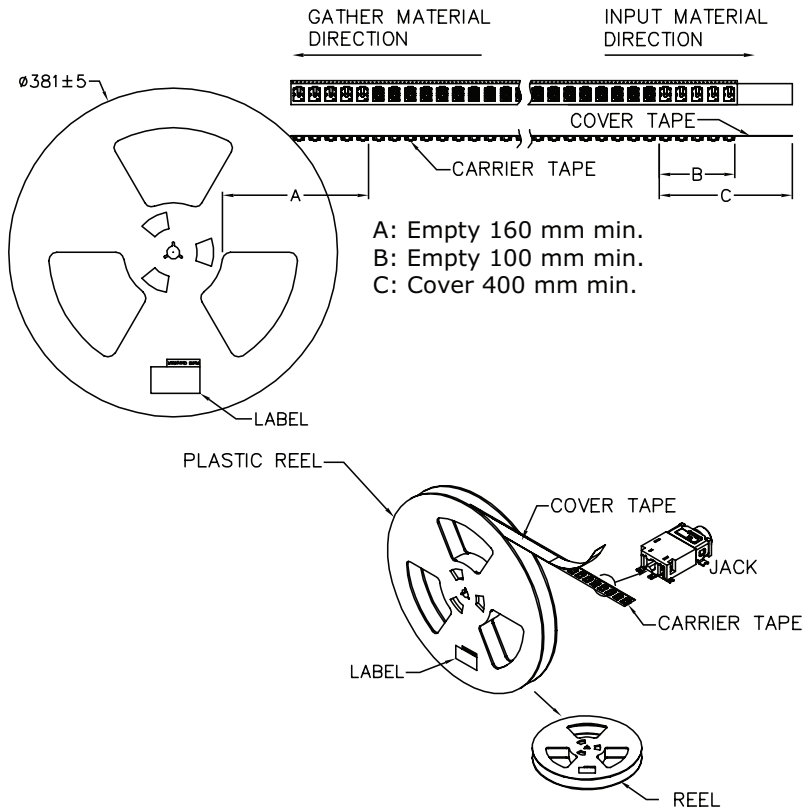
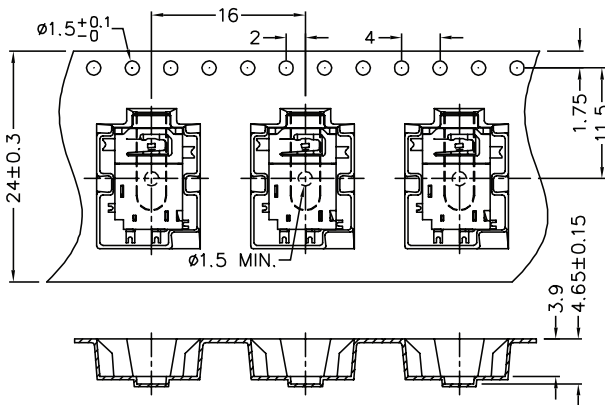


## PACKAGING

units: mm

Reel Size: Ø381 mm

Reel QTY: 1,200 pcs per reel



## REVISION HISTORY

---

| rev. | description     | date       |
|------|-----------------|------------|
| 1.0  | initial release | 12/02/2016 |

The revision history provided is for informational purposes only and is believed to be accurate.



**CUI INC**<sup>®</sup>

**Headquarters**  
20050 SW 112th Ave.  
Tualatin, OR 97062  
**800.275.4899**

Fax 503.612.2383  
**cui.com**  
techsupport@cui.com

CUI offers a one (1) year limited warranty. Complete warranty information is listed on our website.

CUI reserves the right to make changes to the product at any time without notice. Information provided by CUI is believed to be accurate and reliable. However, no responsibility is assumed by CUI for its use, nor for any infringements of patents or other rights of third parties which may result from its use.

CUI products are not authorized or warranted for use as critical components in equipment that requires an extremely high level of reliability. A critical component is any component of a life support device or system whose failure to perform can be reasonably expected to cause the failure of the life support device or system, or to affect its safety or effectiveness.