



Chipsmall Limited consists of a professional team with an average of over 10 year of expertise in the distribution of electronic components. Based in Hongkong, we have already established firm and mutual-benefit business relationships with customers from,Europe,America and south Asia,supplying obsolete and hard-to-find components to meet their specific needs.

With the principle of “Quality Parts,Customers Priority,Honest Operation,and Considerate Service”,our business mainly focus on the distribution of electronic components. Line cards we deal with include Microchip,ALPS,ROHM,Xilinx,Pulse,ON,Everlight and Freescale. Main products comprise IC,Modules,Potentiometer,IC Socket,Relay,Connector.Our parts cover such applications as commercial,industrial, and automotives areas.

We are looking forward to setting up business relationship with you and hope to provide you with the best service and solution. Let us make a better world for our industry!



## Contact us

Tel: +86-755-8981 8866 Fax: +86-755-8427 6832

Email & Skype: info@chipsmall.com Web: www.chipsmall.com

Address: A1208, Overseas Decoration Building, #122 Zhenhua RD., Futian, Shenzhen, China



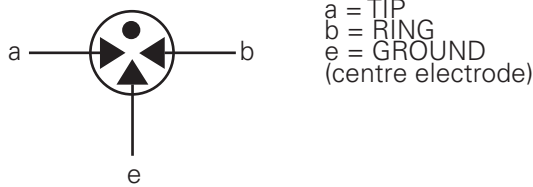
RoHS **SL1026 Series Gas Plasma Arrester**



**Agency Approvals**

AGENCY	AGENCY FILE NUMBER
	E128662

**3 Electrode GDT Graphical Symbol**



**Description**

The SL1026 Series is a heavy-duty transient suppresser using Gas Plasma technology. In response to transients that exceed the device's breakover voltage, the device changes from a very high impedance state to a low impedance state to conduct harmful current away from the protected system. The SL1026 is designed to protect electrical and electronic equipment such as communications, control and railway systems. Carefully designed geometry ensures against short circuiting if a failure occurs due to conditions and events beyond the design criteria. Optional electrical mounting clip (part SL1053 ) is available to aid mounting and connection.

**Features**

- RoHS compliant
- 55 kA surge capability (single shot) tested with 8/20µS pulse as defined by IEC 61000-4-5
- 40 kA surge capability (repetitive)
- Will protect against Trapezoidal waveforms as specified in RIA 12.
- Will protect against capacitor discharge voltage transient waveforms as specified in RIA 12.
- Will protect against double exponential voltage transient waveforms as specified in IEC 571.

**Applications**

- Signaling equipment.
- Communication equipment
- Control gear.
- Trackside cabinets.
- Cell phone base stations

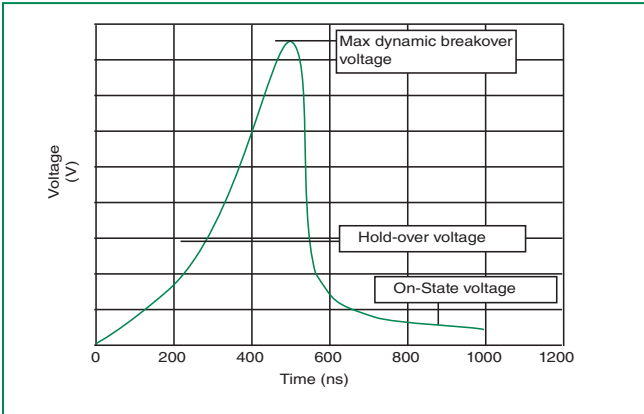
**Electrical Characteristics**

Part Number*	DC Voltage 100 V/sec		DC Voltage 1kV/µs	<sup>1</sup> AC Current 9 cycles @ 50-60Hz (Amps)	<sup>1</sup> AC Current 50Hz 1 sec x10 (Amps)	<sup>1</sup> Surge Current 8/20µSec x 10 (kAmps)	<sup>1,2</sup> Max Single Surge 8/20µSec (kAmps)	<sup>1</sup> Max Single Surge 10/350µSec (kAmps)	<sup>1</sup> 150(+) and 150(-) 10/1000µSec (Amps)
	MIN	MAX							
SL1026-275	200	350	800	200	10	20	40	8	200
SL1026-400	300	500	900	200	10	20	40	8	200
SL1026-700	560	840	1300	200	10	20	40	8	200

NOTES:

- End of life limits
- DC: 50% of minimum initial DC breakdown voltage limit to 150% of maximum initial DC breakdown voltage limit.
- Impulse: less than 150% of initial impulse breakdown voltage limit.
- 1. Total current through center electrode, tested using SL1053B-NL holder
- 2. Exceeds capability of SL1053B-NL holder

### Voltage vs. Time Characteristic



### Electrical Specifications

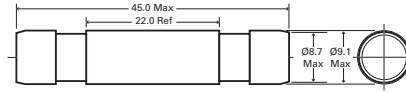
<b>Insulation Resistance</b>	> 10GΩ at 100 Volts
<b>Capacitance:</b>	<=2.5pf, 1MHz 0 Volts Bias
<b>Holdover Voltage:</b>	<150mS, tested at 130 volts according to ITU-T Rec. K.12 & REA PE 80
<b>Arc Voltage:</b>	~35 Volts, On State Voltage at 1 Amp (Depending on Voltage Type)
<b>Glow to Arc Transition Current:</b>	~1 Amp
<b>Glow Voltage:</b>	> 150 Volts, depending on Voltage Type

### Physical Specifications

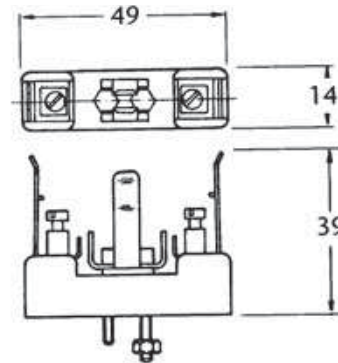
<b>Weight:</b>	11g (0.388 oz.)
<b>Materials:</b>	Electrode Base: Nickel Iron Alloy Electrode Plating: Nickel Body: Ceramic
<b>Part Marking:</b>	Color coded body SL1026-275: Black/Black SL1026-400: Black/Yellow SL1026-700: Black/Red
<b>Storage and Operating Temperature:</b>	-40°C to +90°C

### Product Dimensions

#### SL1026 GDT Series Profile



#### Type 1053 Holder Profile



All dimensions in mm

### Part Numbering System

SL 1026 | □ | □ | □ | □ | □  
Voltage ————┐

### Packaging

GDT devices are provided as bulk pack in poly bag – 20 pieces per bag and 5 bags per carton.