



Chipsmall Limited consists of a professional team with an average of over 10 year of expertise in the distribution of electronic components. Based in Hongkong, we have already established firm and mutual-benefit business relationships with customers from,Europe,America and south Asia,supplying obsolete and hard-to-find components to meet their specific needs.

With the principle of “Quality Parts,Customers Priority,Honest Operation,and Considerate Service”,our business mainly focus on the distribution of electronic components. Line cards we deal with include Microchip,ALPS,ROHM,Xilinx,Pulse,ON,Everlight and Freescale. Main products comprise IC,Modules,Potentiometer,IC Socket,Relay,Connector.Our parts cover such applications as commercial,industrial, and automotives areas.

We are looking forward to setting up business relationship with you and hope to provide you with the best service and solution. Let us make a better world for our industry!



## Contact us

Tel: +86-755-8981 8866 Fax: +86-755-8427 6832

Email & Skype: info@chipsmall.com Web: www.chipsmall.com

Address: A1208, Overseas Decoration Building, #122 Zhenhua RD., Futian, Shenzhen, China



All-rounder with safety

# SL20.310

- Input: 3 AC 400-500V
- Output: 24-28V / 490W
- Power boost up to 600W
- Separate primary fuse not necessary
- Switchable operating mode (single/parallel)
- Switchable overload behaviour options (Fuse Mode)

**PULS**

CB  
scheme  
IEC60950

UL US

UL508 LISTED  
IND. CONT. EQ.  
18 WM, 60°C


UL US  
UL60950 E137006  
CUL/CSA-C22.2  
No 60950

Type approval  
acc. to:

- IEC / EN60950
- EN50178
- Overvolt. cat. III
- EN60204

CE

EMC and  
Low Volt.  
Directive



Data sheet

## Short description

This compact power supply unit is characterised by the variety of possibilities of application and low system costs. The fact that the **external fuses are no longer necessary** is an advantage as it saves cost and space. The switchable **Fuse Mode** and the extremely comprehensive **approvals package** including EN60204 make the SL20.310 the unit of choice.

At a competitive price, it also offers **25A power boost, output noise suppression**, optional Single Mode or Parallel Mode, small dimensions, more than **500,000h MTBF** as well as easy installation. The unit can be connected to European and American power supply networks **without switching**.

## Input

Nominal Input voltage 3 AC 400-500V, ±15%  
47-63Hz, suitable for IT power systems

Rated tolerances

- Continuous operat. AC 340...576V resp. DC 450...820V
- Please ask for 'application notes' at operation with DC input voltage.

Input current 3 x 1.5A

Inrush current <2.5A eff. resp. <7A<sub>pk</sub>

Unit is internally fused (fuse not accessible). For external fusing of unit and for input line protection, use circuit breaker with B-characteristic 10A or slower action, or alternatively T10A HBC fuse.

2-phase operation: Operation is possible even if one phase fails. With high ambient temperature or high load, P<sub>out</sub> is adjusted downwards. The red LED is on. Also see Overload Behaviour (overleaf).

EN 61000-3-2 (harmonic current emissions [PFC]) is fulfilled

Transient handling Active transient filter incorporated, so transient resistance acc. to VDE 0160 / W2 (1300V/1.3ms) for all load conditions.

Hold-up time >11ms  
at 24.5V/20A, V<sub>in</sub>: AC 400V

## Output

Output voltage DC 24-28V adjustable by (covered) front panel potentiometer, preset: 24.5V ±0.5%  
Adjusting range guaranteed

Output noise suppression Radiated EMI values below EN50081-1, even when using long, unscreened output cables.

Ambient temperature range T<sub>amb</sub> Operation: 0°C...+70°C (>60°C with Derating)  
Storage: -25°C...+85°C

Derating 12W/K (@ T<sub>amb</sub> = +60°C...+70°C)

Rated continuous loading with convection cooling

- T<sub>amb</sub>=0°C - 60°C 24.5V/20A (490W) resp. 28V/18A (504W)
- T<sub>amb</sub>=0°C - 45°C 24.5V/25A (612W) resp. 28V/22A (616W) short-term (<1 min.) also at 60°C admissible

Output is protected against short-circuit, open circuit and overload.

Voltage regulation <2% static, jumper in 'Single Mode' position

Ripple/Noise <30mV<sub>pp</sub> (< 0.1%) incl. spikes  
(20MHz bandw., 50 Ω measurement)

Overvolt. protection At 33V ±10%: switch to hiccup mode

Power back immunity max. 35V

Parallel operation Yes, up to ten SL20

To achieve current sharing:

- Plug jumper into pos. 'Output parallel use'. This alters the output V/I characteristic to be 'softer' (25V at 2A, 24V at 20A). The output voltage can still be adjusted.
- Missing jumper = 'Single Use', i.e. 'hard' characteristic

Front panel indicator:

- Green LED on, when V<sub>out</sub> = set output voltage
- Red LED on, when V<sub>out</sub> < set output voltage (with overload and overtemp. as well as overload with 2-phase op.)
- Red LED flashes after switch-off in the Fuse Mode

## Construction / Mechanics \*

Housing dimensions and Weight:

- W x H x D 150mm x 124mm x 121mm (+ DIN Rail)
- Weight 1.8kg
- Recomm. free space for conv. cool.: above/below 70mm, left/right 25mm

- All connection blocks are easy to reach as mounted at the front panel
- PVC insulated cable can be used for all connections, as the connection blocks are mounted in the cooler area on the underside of the unit.

## Order information

Order number

SL20.310  
SLZ01

Description

(Screw mounting set, two needed per unit)

**Efficiency, Reliability etc.\***

Efficiency	typ. 92% (24.5V/20A, $V_{in, rated}$ )
Losses	typ. 42W (24.5V/20A, $V_{in, rated}$ )
MTBF	504.000h acc. to Siemensnorm SN 29500 (24.5V/20A, AC 400V, $T_{amb} = +40^{\circ}C$ )

**Life cycle (electrolytics):**

The unit exclusively uses longlife electrolytics, specified for  $+105^{\circ}C$  (cf. 'The SilverLine', p.2). High reliability and lifetime, as

- only 4 aluminum electrolytics and
- no small aluminum electrolytics are used.

**Start Behaviour**

Start-up delay	typ. 0.45s
Rise time	appr. 5-20ms, depending on load

**Overload Behaviour**

Two different operating mode options, switchable by plugging the front-panel OVL-jumper. If the jumper is missing, the unit is in the Fuse Mode. The unit is delivered preset in Continuous Mode.

**a) Continuous Mode (continuous current):**

- Jumper is in the 'OVL cont. mode' position.
- When overload or short-circuit occurs, the unit continuously supplies current (see. diag. 1), no Hiccup.

**Advantage:** The unit starts reliably even with heavy, non-linear loads (high capacities, DC-DC converters, motors). The high short-circuit current triggers downstream fuses, and allows for selective configuration of electrical installations.

**b) Fuse Mode (Switch-off after typ. 4s):**

- Jumper is in the 'OVL fuse mode' position.
- When overload, short-circuit or overload with 2-phase operation occurs or in case of overtemperature for more than typ. 4s, the unit switches off the output (residual volt.  $<3V$  without load, average short circuit current  $<0.1A$ )
- Definition of overload or short-circuit: The set output voltage in each case can no longer be maintained.
- The capacity to deliver current (PULS Overload Design) (see diag. 1) remains unchanged during the typ. 4s delay time.
- **Red LED flashes** at switch-off.

**Feature:** With some applications, the Fuse Mode can replace the usual fusing on the secondary side. The Fuse Mode has closer tolerances than thermal trips. The release delay time of typ. 4s ensures that motors can be reliably operated.

**Re-start:**

- by pushing the reset button on the unit's bottom panel.
- by disconnection from mains and re-start of the unit after  $>1$  min.

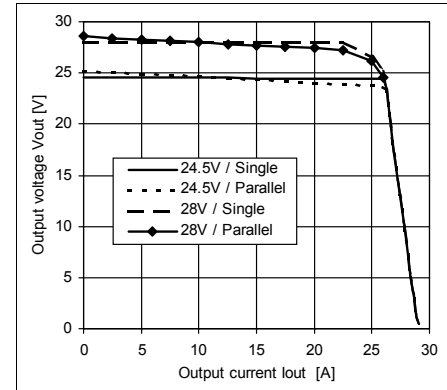
**Overtemperature Protection**

Continuous Mode	Output voltage is adjusted downwards as long as overtemperature prevails
Fuse Mode	Unit remains switched off after overheating until re-start (after cooling); (also see 'Re-start' above).

Unless otherwise stated, specifications are valid for AC 230V input voltage,  $+25^{\circ}C$  ambient temperature, and 5 min. run-in time. They are subject to change without prior notice.

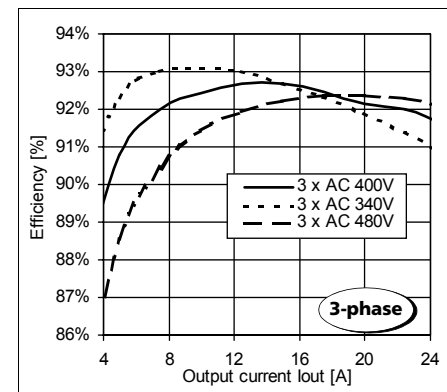
**Your partner in power supply:**

**Output characteristic (typ.)**



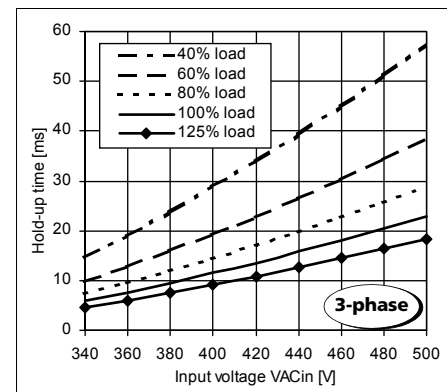
diag. 1

**Efficiency (typ., @  $V_{out}=24V$ )**



diag. 2

**Hold-up time (min., @  $V_{out}=24.5V$ )**



diag. 3

**For further information**, especially about, EMC, Connections, Safety, Approvals, Mechanics und Mounting, see page 2 of the „The SilverLine“ data sheet.



European Power Supply Manufacturers Association



Bayerns Best 50 Czech 100 Best Europe's 500

**PULS GmbH**  
 Arabellastraße 15  
 D-81925 München  
 Tel.: +49 89 9278-0  
 Fax: +49 89 9278-199  
 www.puls-power.com