



Chipsmall Limited consists of a professional team with an average of over 10 year of expertise in the distribution of electronic components. Based in Hongkong, we have already established firm and mutual-benefit business relationships with customers from,Europe,America and south Asia,supplying obsolete and hard-to-find components to meet their specific needs.

With the principle of “Quality Parts,Customers Priority,Honest Operation,and Considerate Service”,our business mainly focus on the distribution of electronic components. Line cards we deal with include Microchip,ALPS,ROHM,Xilinx,Pulse,ON,Everlight and Freescale. Main products comprise IC,Modules,Potentiometer,IC Socket,Relay,Connector.Our parts cover such applications as commercial,industrial, and automotives areas.

We are looking forward to setting up business relationship with you and hope to provide you with the best service and solution. Let us make a better world for our industry!



Contact us

Tel: +86-755-8981 8866 Fax: +86-755-8427 6832

Email & Skype: info@chipsmall.com Web: www.chipsmall.com

Address: A1208, Overseas Decoration Building, #122 Zhenhua RD., Futian, Shenzhen, China



January 7, 1998

TEL:805-498-2111 FAX:805-498-3804 WEB:http://www.semtech.com

QUICK REFERENCE DATA

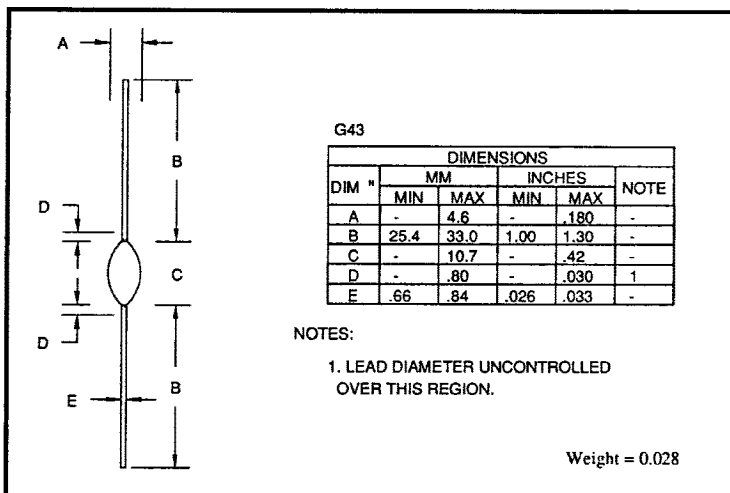
AXIAL LEADED HERMETICALLY SEALED HIGH VOLTAGE STANDARD RECOVERY RECTIFIER DIODE

- $V_R = 4kV - 10kV$
- $I_F = 300mA$
- $t_{rr} = 2.5\mu S$
- $I_R = 1.0\mu A$
- Low reverse currents
- Hermetically sealed with Metoxilite fused metal oxide
- Good thermal shock resistance
- Monolithic cavity free construction
- Subminiature size

ABSOLUTE MAXIMUM RATINGS (@ 25°C unless otherwise specified)

	Symbol	SM40	SM50	SM75	SM100	Unit
Working reverse voltage	V_{RWM}	4000	5000	7500	10000	V
Repetitive reverse voltage	V_{RRM}	4000	5000	7500	10000	V
Average forward current (@ 55°C in oil)	$I_{F(AV)}$	← 300 →				mA
Repetitive surge current (@ 55°C in oil, lead length 0.375")	I_{FRM}	← 1.0 →				A
Non-repetitive surge current ($t_p = 8.3mS$, @ V_R & T_{jmax})	I_{FSM}	← 25 →				A
Storage temperature range	T_{STG}	← -65 to +175 →				°C
Operating temperature range	T_{OP}	← -65 to +175 →				°C

MECHANICAL



January 7, 1998

CHARACTERISTICS (@ 25°C unless otherwise specified)

	Symbol	SM40	SM50	SM75	SM100	Unit
Average forward current (sine wave)						
- max. pcb mounted; T _A = 55°C	I _{F(AV)}	←	130	→		mA
- max. in unstirred oil	I _{F(AV)}	←	300	→		mA
I ² t for fusing (t = 8.3mS) max.	I ² t	←	2.6	→		A ² S
Forward voltage drop max. @ I _F = 100mA, T _j = 25°C	V _F	←	10.0	→		V
Reverse current max. @ V _{RWM} , T _j = 25°C	I _R	←	1.0	→		μ A
@ V _{RWM} , T _j = 100°C	I _R	←	20	→		μ A
Reverse recovery time max. 50mA I _F to 100mA I _R . Recover to 25mA I _{RR} .	t _{rr}	←	2.5	→		μ S
Junction capacitance typ. @ V _R = 5V, f = 1MHz	C _j	←	3.2	→		pF
Thermal resistance - junction to oil						
Unstirred @ 55°C	R θ JO	←	28	→		°C/W
Stirred @ 55°C	R θ JO	←	20	→		°C/W
Thermal resistance - junction to amb. on 0.06" thick pcb. 1oz copper.	R θ JA	←	91	→		°C/W

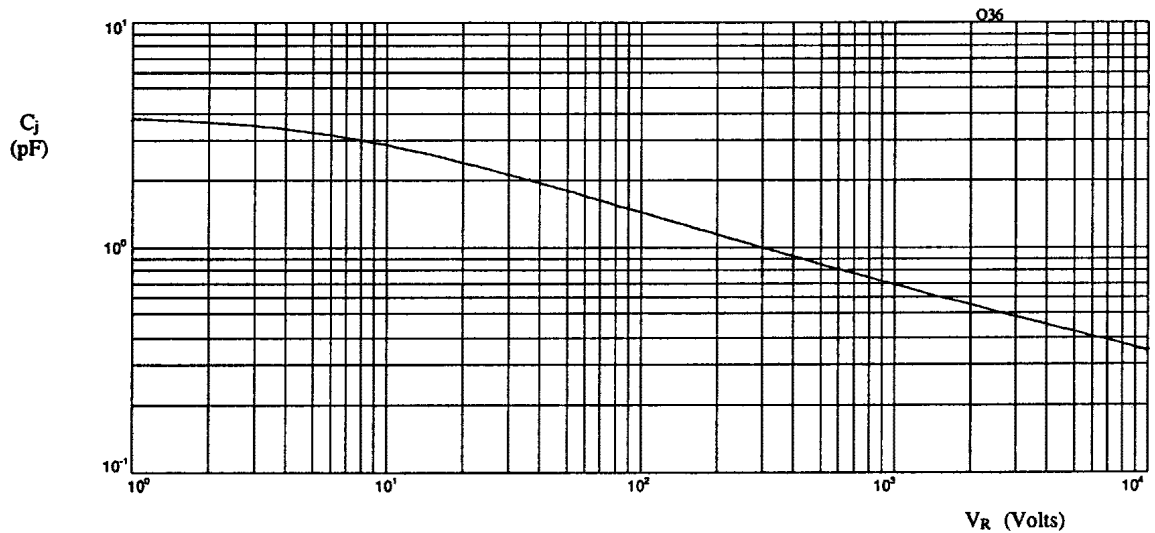


Fig 1. Typical junction capacitance as a function of reverse voltage.

January 7, 1998

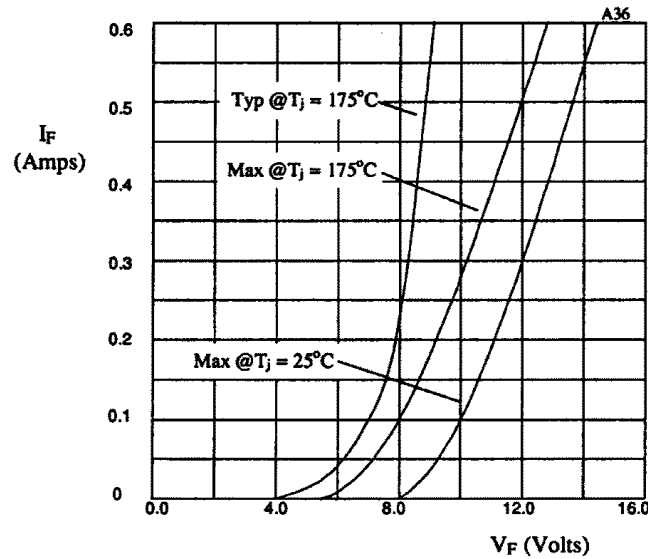


Fig 2. Forward voltage drop as a function of forward current.

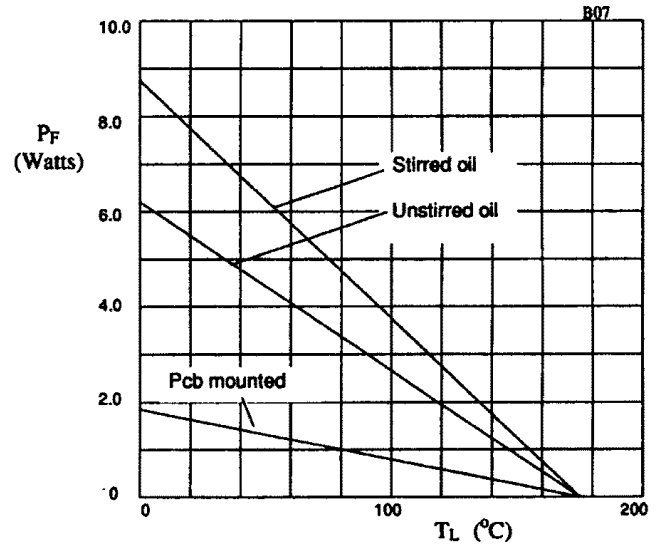


Fig 3. Power derating in air and oil.

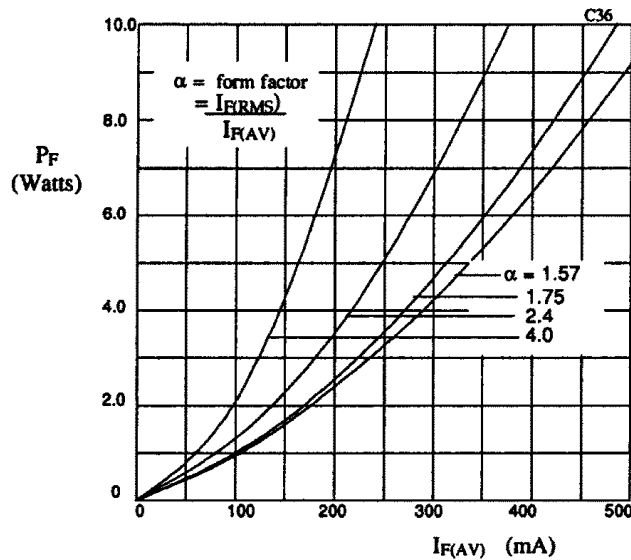


Fig 4. Forward power dissipation as a function of forward current, for sinusoidal operation.

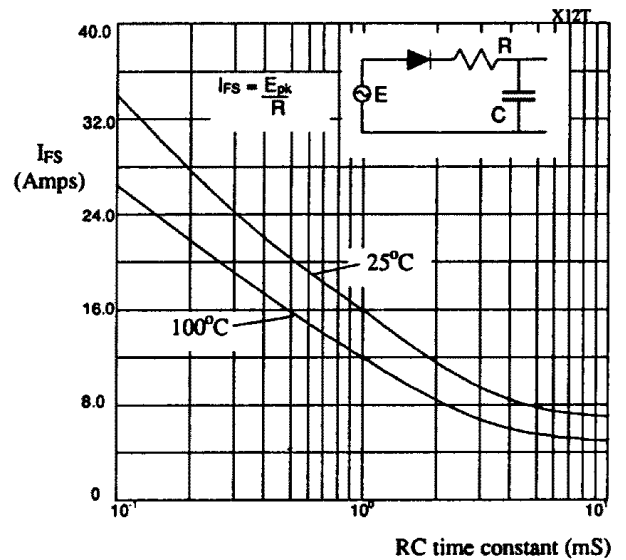


Fig 5. Maximum ratings for capacitive loads.