



Chipsmall Limited consists of a professional team with an average of over 10 year of expertise in the distribution of electronic components. Based in Hongkong, we have already established firm and mutual-benefit business relationships with customers from,Europe,America and south Asia,supplying obsolete and hard-to-find components to meet their specific needs.

With the principle of “Quality Parts,Customers Priority,Honest Operation,and Considerate Service”,our business mainly focus on the distribution of electronic components. Line cards we deal with include Microchip,ALPS,ROHM,Xilinx,Pulse,ON,Everlight and Freescale. Main products comprise IC,Modules,Potentiometer,IC Socket,Relay,Connector.Our parts cover such applications as commercial,industrial, and automotives areas.

We are looking forward to setting up business relationship with you and hope to provide you with the best service and solution. Let us make a better world for our industry!



Contact us

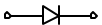
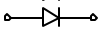
Tel: +86-755-8981 8866 Fax: +86-755-8427 6832

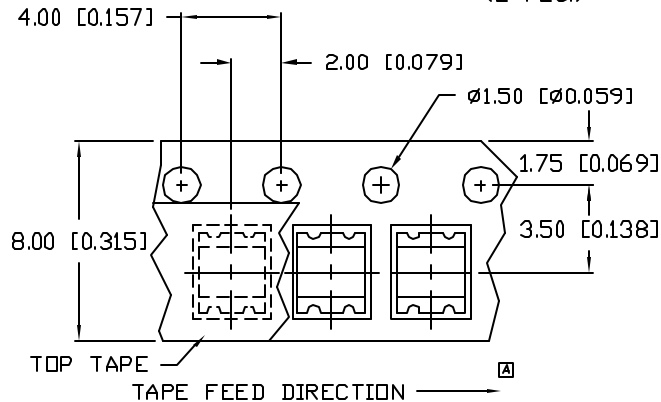
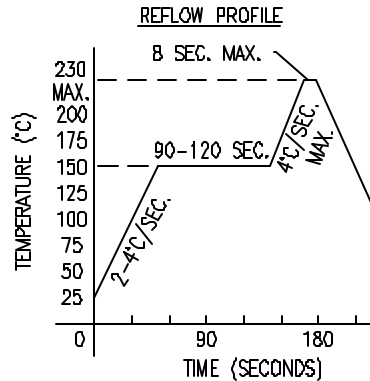
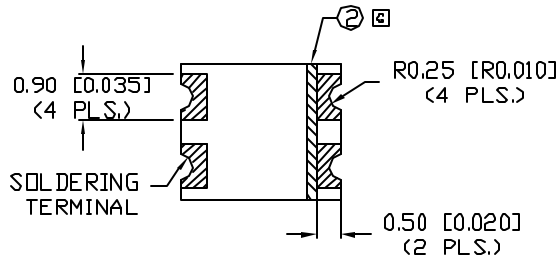
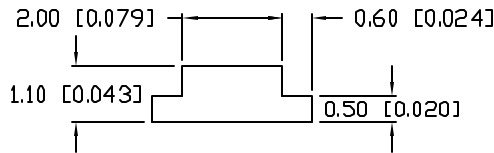
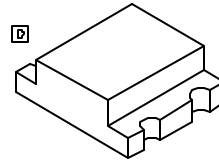
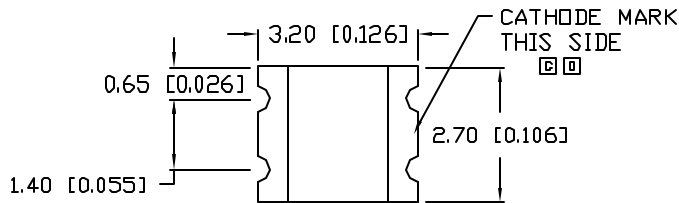
Email & Skype: info@chipsmall.com Web: www.chipsmall.com

Address: A1208, Overseas Decoration Building, #122 Zhenhua RD., Futian, Shenzhen, China

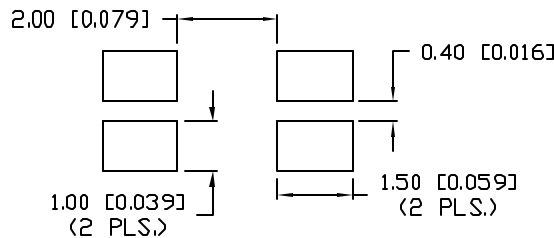


UNCONTROLLED DOCUMENT

GREEN 
 YELLOW 



RECOMMENDED SOLDER PAD LAYOUT



PART NUMBER		REV.
SML-LX1210YGC-TR		G
REV.	E.C.N. NUMBER AND REVISION COMMENTS	DATE
A	ADDED TAPE W/POLARITY AND DIRECTION.	11.6.95
B	E.C.N. #10324.	3.17.97
C	E.C.N. #10404, & #10BRDR & REDRAWN.	5.22.98
D	E.C.N. #10695	1.4.01
E	E.C.N. #10834.	1.24.02
F	E.C.N. #10972.	3.25.03
G	E.C.N. #11014.	7.11.03

ELECTRO-OPTICAL CHARACTERISTICS $T_A=25^\circ\text{C}$ $I_f=20\text{mA}$

PARAMETER	MIN	TYP	MAX	UNITS	TEST COND
PEAK WAVELENGTH		585 (YELLOW)		nm	
		565 (GREEN)		nm	
FORWARD VOLTAGE (Y/G)		2.1/2.2	2.5/2.6	V _f	
REVERSE VOLTAGE	5.0			V _r	I _f =100μA
AXIAL INTENSITY		10		mcd	I _f =20mA
VIEWING ANGLE		160		2x theta	
EMITTED COLOR:	YELLOW/GREEN				
EPOXY LENS FINISH:	WATER CLEAR				

LIMITS OF SAFE OPERATION AT 25°C

PARAMETER	COLORS	MAX	UNITS
PEAK FORWARD CURRENT*		150	mA
STEADY CURRENT		25	mA
POWER DISSIPATION		65	mW
DERATE FROM 25°C		-1.2	mW/°C
OPERATING TEMP.		-25 TO +85	°C
STORAGE TEMP.		-30 TO +85	°C

* $t < 10\mu\text{s}$

NOTES:

1. THE CATHODE IS ORIENTED TOWARDS THE TAPE SPROCKET HOLE.
2. LOCATION FOR CATHODE MARK CAN BE EITHER ON THE TOP OR BOTTOM OF THE PART.

CAUTION: MOISTURE SENSITIVE DEVICE
 PER JEDEC LEVEL 4 STANDARDS

UNCONTROLLED DOCUMENT

*UNLESS OTHERWISE SPECIFIED TOLERANCES PER DECIMAL PRECISION ARE: X=±1 (±0.038), XX=±0.5 (±0.020), XXX=±0.25 (±0.010), XXXX=±0.127 (±0.005). LEAD SIZE=±0.05 (±0.002), LEAD LENGTH=±0.75 (±0.030). MIN=+0.00 DECIMAL PRECISION MAX=-0.00 DECIMAL PRECISION

REV.	PART NUMBER
G	SML-LX1210YGC-TR

CONFIDENTIAL INFORMATION
 THE INFORMATION CONTAINED IN THIS DOCUMENT IS THE PROPERTY OF LUMEX INC. EXCEPT AS SPECIFICALLY AUTHORIZED IN WRITING BY LUMEX INC, THE HOLDER OF THIS DOCUMENT SHALL KEEP ALL INFORMATION CONTAINED HEREIN CONFIDENTIAL AND SHALL PROTECT SAME IN WHOLE OR IN PART FROM DISCLOSURE AND DISSEMINATION TO ALL THIRD PARTIES.



290 E. HELEN ROAD
 PALATINE, IL 60067-6976
 PHONE: +1.847.359.2790
 US WEB: www.lumex.com
 TW WEB: www.lumex.com.tw

2.7mm x 3.2mm P.C.B. SURFACE MOUNT LED,
 DUAL YELLOW/GREEN CHIPS, WATER CLEAR LENS,
 TAPE AND REEL, 2,000 PEICES PER REEL.

RELIABILITY NOTE
 OUR MANY YEARS OF EXPERIENCE DATA ACCUMULATION INDICATE THAT SOLDER HEAT IS A MAJOR CAUSE OF EARLY AND FUTURE FAILURE. PLEASE PAY ATTENTION TO YOUR SOLDERING PROCESS.

DRAWN BY:	CHECKED BY:	APPROVED BY:	DATE:
GT			6.21.95
			PAGE: 1 OF 1
			SCALE: N/A