



Chipsmall Limited consists of a professional team with an average of over 10 year of expertise in the distribution of electronic components. Based in Hongkong, we have already established firm and mutual-benefit business relationships with customers from,Europe,America and south Asia,supplying obsolete and hard-to-find components to meet their specific needs.

With the principle of “Quality Parts,Customers Priority,Honest Operation,and Considerate Service”,our business mainly focus on the distribution of electronic components. Line cards we deal with include Microchip,ALPS,ROHM,Xilinx,Pulse,ON,Everlight and Freescale. Main products comprise IC,Modules,Potentiometer,IC Socket,Relay,Connector.Our parts cover such applications as commercial,industrial, and automotives areas.

We are looking forward to setting up business relationship with you and hope to provide you with the best service and solution. Let us make a better world for our industry!



Contact us

Tel: +86-755-8981 8866 Fax: +86-755-8427 6832

Email & Skype: info@chipsmall.com Web: www.chipsmall.com

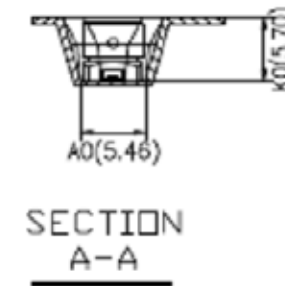
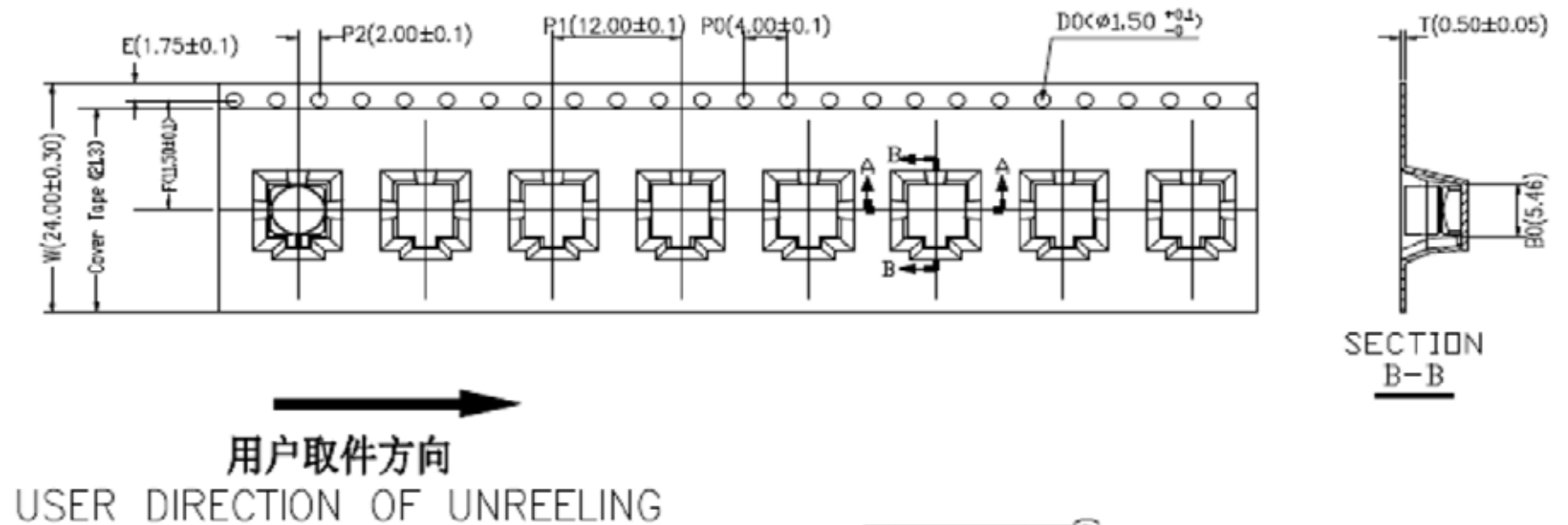
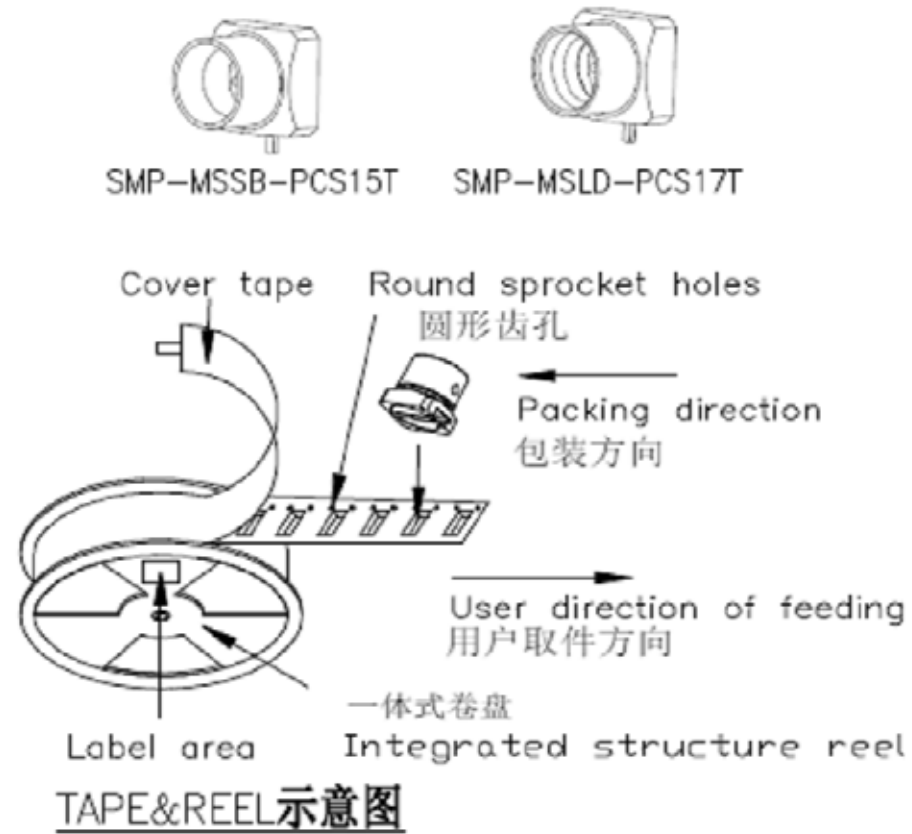
Address: A1208, Overseas Decoration Building, #122 Zhenhua RD., Futian, Shenzhen, China



THIRD ANGLE PROJ.

REVISIONS

REV	DESCRIPTION	DATE	ECO	APPR
A	RELEASE TO MFG.	07-Jun-18	08221	BMG



NOTES:

1. 10 sprocket holes pitch cumulative tolerance ± 0.20 mm.
2. Carrier camber not to exceed 1 mm in 250 mm.
3. A0 and B0 measured on a plane 0.3 mm above the bottom of the pocket.
4. K0 measured from a plane on the inside bottom of the pocket to the top surface of the carrier.
5. All dimensions meet EIA-481-D requirements.
6. Material: Black PS (RoHS Compliant)
7. Thickness: 0.50 ± 0.05 mm.
8. Packing length per 13" reel: 10.56 Meters.
9. Component loader per 13" reel: 800 pcs.

注:未注公差為 ± 0.10

NOTE: ALL TOLERANCES ARE: ± 0.10 , EXCEPT WHERE NOTED

ITEM	W	A ₀	A ₁	B ₀	B ₁	K ₀	K ₁	P ₁	F	E	D ₀	P ₀	P ₂	T
DIM	24.00±0.30	5.46±0.10	/	5.46±0.10	/	5.70±0.10	/	12.00±0.10	11.50±0.10	1.75±0.10	1.50 ^{+0.10} / _{0.00}	4.00±0.10	2.00±0.10	0.50±0.05

UNLESS OTHERWISE SPECIFIED, DIMENSIONS ARE IN METRIC AND TOLERANCES ARE:
 < 0.5mm 0.5 - 6mm 6 - 30mm 30 - 120mm ANGLES
 ± 0.05 mm ± 0.1 mm ± 0.2 mm ± 0.3 mm $\pm 1^\circ$

NOTICE - These drawings, specifications, or other data (1) are, and remain the property of Amphenol corp. (2) must be returned upon request; and (3) are confidential and not to be disclosed to any person other than those to whom they are given by Amphenol Corp. the furnishing of these drawings, specifications, or other data by Amphenol Corp., or to any other person to anyone for any purpose is not to be regarded by implication or otherwise in any manner licensing, granting rights to permitting such holder or any other person to manufacture, use or sell any product, process or design, patented or otherwise, that may in any way be related to or disclosed by said drawings, specifications, or other data.

MATERIAL	DRAWN STAR	DATE 13-Jun-18	TITLE SMP STR JACK PCB RECEPTACLE SMOOTH BORE SURFACE MOUNT	Amphenol RF www.amphenolrf.com
REFERENCE EAR # AND SMP-MSSB-PCS-T	ENGINEER SUNDE	DATE 13-Jun-18		
CONFIGURATION LEVEL: In Work	APPROVED S. HSIEH	DATE 13-Jun-18		
FINISH	CAD FILE	DWG SIZE B	REV A	DRAWING NO. SMP-MSSB-PCS15T
				ITEM NO. SMP-MSSB-PCS15T
				PART NO. SMP-MSSB-PCS15T