



Chipsmall Limited consists of a professional team with an average of over 10 year of expertise in the distribution of electronic components. Based in Hongkong, we have already established firm and mutual-benefit business relationships with customers from,Europe,America and south Asia,supplying obsolete and hard-to-find components to meet their specific needs.

With the principle of "Quality Parts,Customers Priority,Honest Operation,and Considerate Service",our business mainly focus on the distribution of electronic components. Line cards we deal with include Microchip,ALPS,ROHM,Xilinx,Pulse,ON,Everlight and Freescale. Main products comprise IC,Modules,Potentiometer,IC Socket,Relay,Connector.Our parts cover such applications as commercial,industrial, and automotives areas.

We are looking forward to setting up business relationship with you and hope to provide you with the best service and solution. Let us make a better world for our industry!



## Contact us

Tel: +86-755-8981 8866 Fax: +86-755-8427 6832

Email & Skype: info@chipsmall.com Web: www.chipsmall.com

Address: A1208, Overseas Decoration Building, #122 Zhenhua RD., Futian, Shenzhen, China





soberton inc.

# SP DYNAMIC SPEAKER UNIT

Acoustic Product Specification

Product Number: SP-1504-16



Release | Revision: D/2018

## CONTENTS

This document contains the technical specifications for the dynamic speaker unit for mobile telephones.

**Page 1**  
Speaker Electroacoustic Characteristics

General Specifications

**Page 2**  
Reliability Tests

**Page 3**  
Measuring Method (Speaker Mode)

Standard Test Condition of Speakers

**Page 4**  
Frequency Response Curve

**Page 5**  
Dimensions

**Page 6**  
Packing

## Dynamic Speaker Electroacoustic Characteristics

### Sound Pressure Level

93±3dB SPL @0.8, 1.0, 1.5 and 2.0KHz in average (0dB SPL=20µPa)  
Measuring Condition: 0.5W (Sine wave) 10cm measured with baffle shown in Fig.1.

### Frequency Response Curve

As shown in Figure 2

### Response Frequency

1000±20%Hz @ 1V. (Without Baffle)

### Input Power (Nominal and Maximum)

Rated Noise Power 0.5W

Short Term Max Power: 0.8W must be normal at a white noise (1W, F0 ~ 20KHz) for one minute

### Operation Test

Must be free audible noise (buzzes and rattles)

(3K ~ 5KHz frequency range, input level up to 2.0 Vrms)

### Distortion

Less than 10% @1KHz, 0.1M, 0.5W frequency range, input level up to 2.0Vrms

## General Specifications

### Operating Temperature Range

-20°C~+60°C

### Standard Test Conditions

Temperature 17°C~25°C

Relative Humidity 45%~80%(RH)

### AC Impedance

8±15%Ω (@2KHz 1V) without baffle

### Dimension

Ø15.0x5.7mm + WIRE(35mm) + Connector (XH-02P / 2P=2.5)

### IP Level

IP50





soberton inc.

# SP DYNAMIC SPEAKER UNIT

Acoustic Product Specification

Product Number: SP-1504-16



Release | Revision: D/2018

## CONTENTS

This document contains the technical specifications for the dynamic speaker unit for mobile telephones.

**Page 1**  
Speaker Electroacoustic Characteristics

General Specifications

**Page 2**  
Reliability Tests

**Page 3**  
Measuring Method (Speaker Mode)

Standard Test Condition of Speakers

**Page 4**  
Frequency Response Curve

**Page 5**  
Dimensions

**Page 6**  
Packing

## Reliability Tests

The sound pressure as specified will neither deviate more than  $\pm 3\text{dB}$  from the initial value, nor have any significant damage after any of following testing.

### High Temperature Test

High Temperature  $+60\pm 2^\circ\text{C}$

Duration 96 hours

### Low Temperature Test

Low Temperature  $-20\pm 2^\circ\text{C}$

Duration 96 hours

### Heat Shock Test

High Temperature  $+60\pm 2^\circ\text{C}$

Low Temperature  $-20\pm 2^\circ\text{C}$

Changeover Time  $< 30$  seconds

Duration 1 hour

Cycle 100

### Humidity Test

Temperature  $+ 40\pm 2^\circ\text{C}$

Relative Humidity 90%~95%

Duration 96 hours

### Temperature Cycle Test

Temperature  $-20^\circ\text{C}$   $+60^\circ\text{C}$

Duration 45 minutes 45 minutes

Temperature gradient  $1\sim 3^\circ\text{C}/\text{min}$

Cycle 25

### Drop Test

Mounted with dummy set mass 100 g

Height 1.5 m

Cycle 6 (1 each plain) onto the concrete board

### Load Test

Speaker mode: White noise (EIA filter) for 96 hours @ 0.5W input power.



soberton inc.

# SP DYNAMIC SPEAKER UNIT

Acoustic Product Specification

Product Number: SP-1504-16



Release | Revision: D/2018

## CONTENTS

This document contains the technical specifications for the dynamic speaker unit for mobile telephones.

### Page 1

Speaker Electroacoustic Characteristics

General Specifications

### Page 2

Reliability Tests

### Page 3

Measuring Method (Speaker Mode)

Standard Test Condition of Speakers

### Page 4

Frequency Response Curve

### Page 5

Dimensions

### Page 6

Packing

## Measuring Method (Speaker Mode)

### Standard Test Condition

Temperature 15 ~ 35°C

Relative humidity 45% ~ 85%

Atmospheric pressure 860mbar to 1060mbar

### Standard Test Fixture

Input Power 0.5W

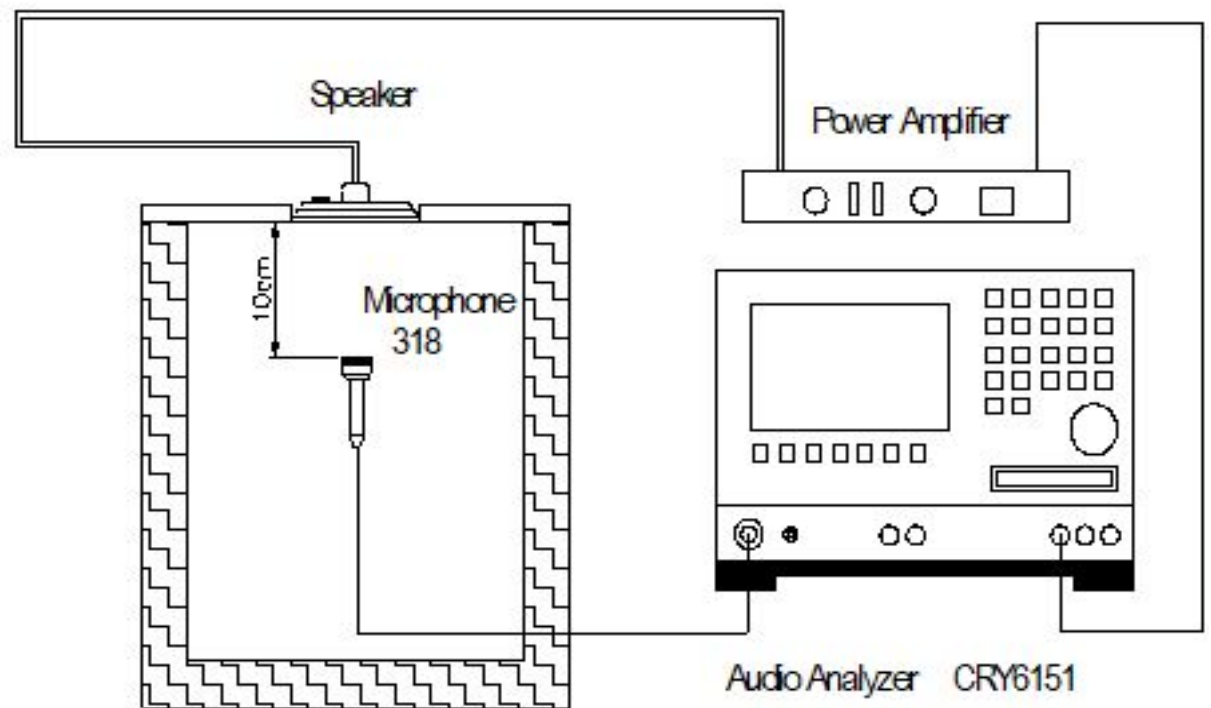
Zero Level -dB

Mode TSR

Potentiometer Range 50dB

Sweep Time 0.5sec

## Standard Test Condition of Speaker (Fig. 1)





soberton inc.

# SP DYNAMIC SPEAKER UNIT

Acoustic Product Specification

Product Number: SP-1504-16



Release | Revision: D/2018

## CONTENTS

This document contains the technical specifications for the dynamic speaker unit for mobile telephones.

### Page 1

Speaker Electroacoustic Characteristics

General Specifications

### Page 2

Reliability Tests

### Page 3

Measuring Method (Speaker Mode)

Standard Test Condition of Speakers

### Page 4

Frequency Response Curve

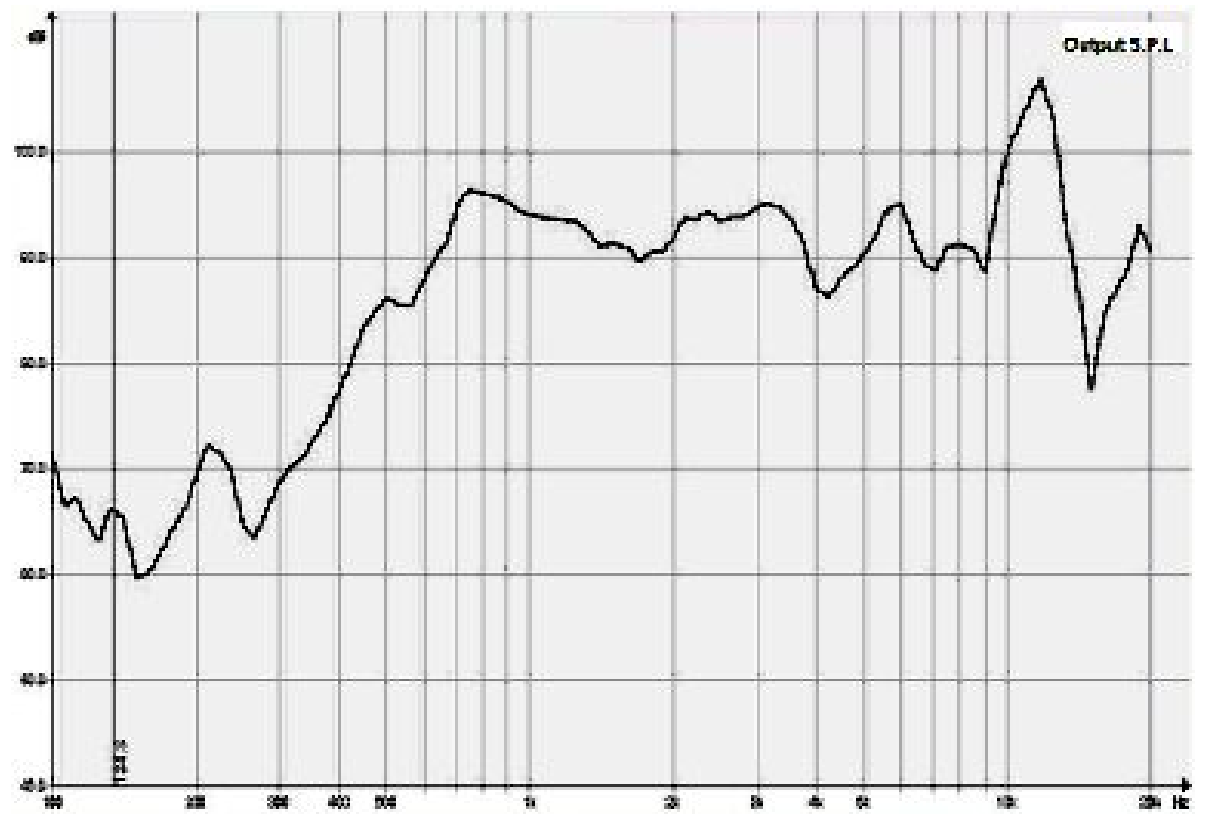
### Page 5

Dimensions

### Page 6

Packing

Frequency Response Curve (Fig. 2)





soberton inc.

# SP DYNAMIC SPEAKER UNIT

Acoustic Product Specification

Product Number: SP-1504-16



Release | Revision: D/2018

## CONTENTS

This document contains the technical specifications for the dynamic speaker unit for mobile telephones.

**Page 1**  
Speaker Electroacoustic Characteristics  
General Specifications

**Page 2**  
Reliability Tests

**Page 3**  
Measuring Method (Speaker Mode)

Standard Test Condition of Speakers

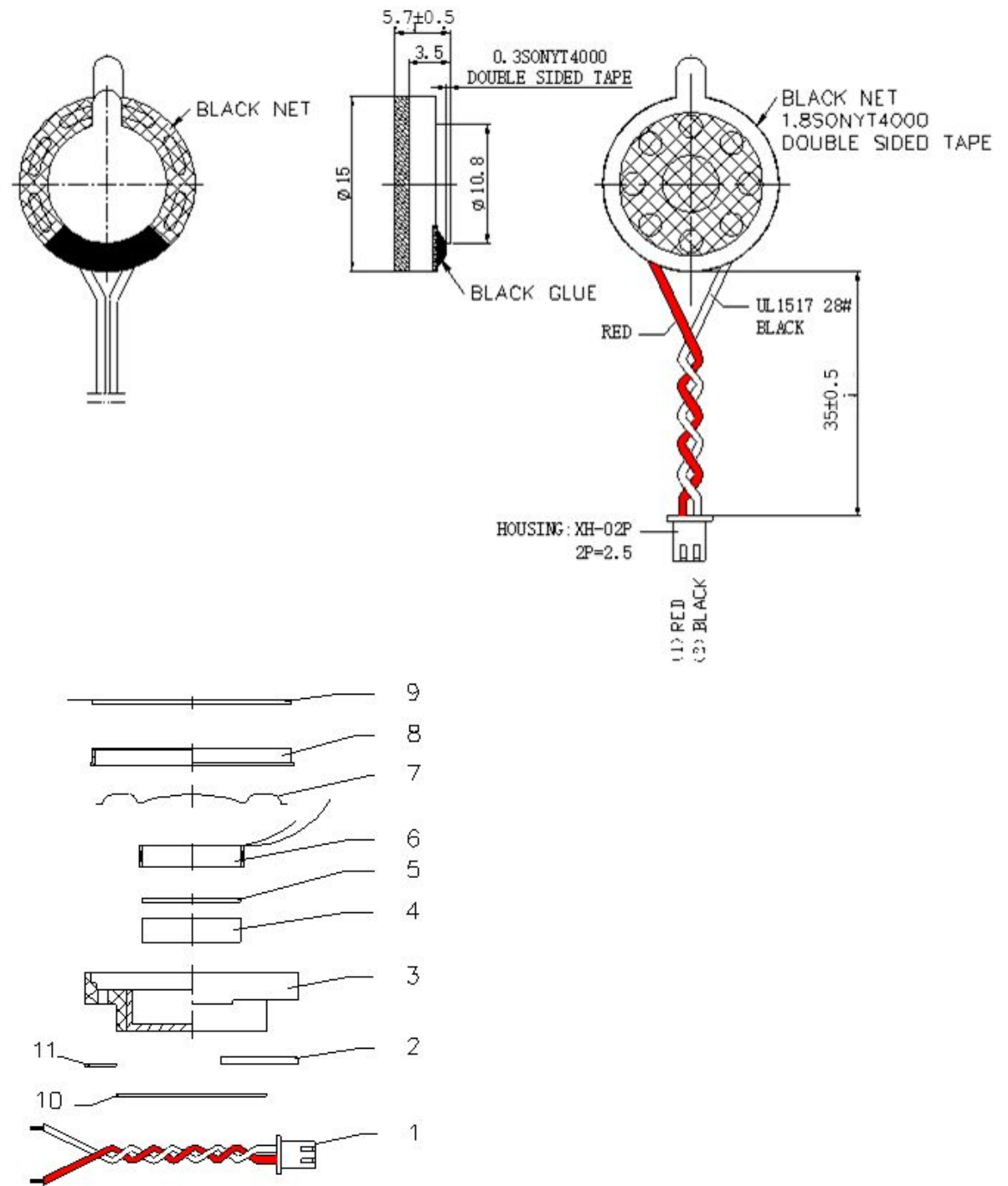
**Page 4**  
Frequency Response Curve

**Page 5**  
Dimensions

**Page 6**  
Packing

## Dimensions

Tolerance:  $\pm 0.5$  (unit: mm)



No.	Part Name	Material	Quantity
1	UL1517 AWG28#	Red/Black + Connector	2
2	PCB	FR-4	1
3	Frame	PBT	1
4	Magnet	Nd Fe B-N42	1
5	Plate	SPCC	1
6	Voice Coil	Copper	1
7	Membrane	PEN	1
8	Cap	SUS304	1
9	Screen Gasket	Black Net	1
10	Gasket	0.3 SONYT4000 Double Sided Tape	1
11	Damping Net	Black Net	1



soberton inc.

# SP DYNAMIC SPEAKER UNIT

Acoustic Product Specification

Product Number: SP-1504-16



Release | Revision: D/2018

## CONTENTS

This document contains the technical specifications for the dynamic speaker unit for mobile telephones.

**Page 1**  
Speaker Electroacoustic Characteristics

General Specifications

**Page 2**  
Reliability Tests

**Page 3**  
Measuring Method (Speaker Mode)

Standard Test Condition of Speakers

**Page 4**  
Frequency Response Curve

**Page 5**  
Dimensions

**Page 6**  
Packing

## Packing

