



Chipsmall Limited consists of a professional team with an average of over 10 year of expertise in the distribution of electronic components. Based in Hongkong, we have already established firm and mutual-benefit business relationships with customers from,Europe,America and south Asia,supplying obsolete and hard-to-find components to meet their specific needs.

With the principle of “Quality Parts,Customers Priority,Honest Operation,and Considerate Service”,our business mainly focus on the distribution of electronic components. Line cards we deal with include Microchip,ALPS,ROHM,Xilinx,Pulse,ON,Everlight and Freescale. Main products comprise IC,Modules,Potentiometer,IC Socket,Relay,Connector.Our parts cover such applications as commercial,industrial, and automotives areas.

We are looking forward to setting up business relationship with you and hope to provide you with the best service and solution. Let us make a better world for our industry!



Contact us

Tel: +86-755-8981 8866 Fax: +86-755-8427 6832

Email & Skype: info@chipsmall.com Web: www.chipsmall.com

Address: A1208, Overseas Decoration Building, #122 Zhenhua RD., Futian, Shenzhen, China





MODEL: SP-1511S-1
PRODUCT: Dynamic Speaker
EDITION: A/2016

THIS SPECIFICATION COVERS OUR PRODUCT OF DYNAMIC SPEAKER UNIT FOR MOBILE TELEPHONE USE

SPEAKER ELECTROACOUSTIC CHARACTERISTICS

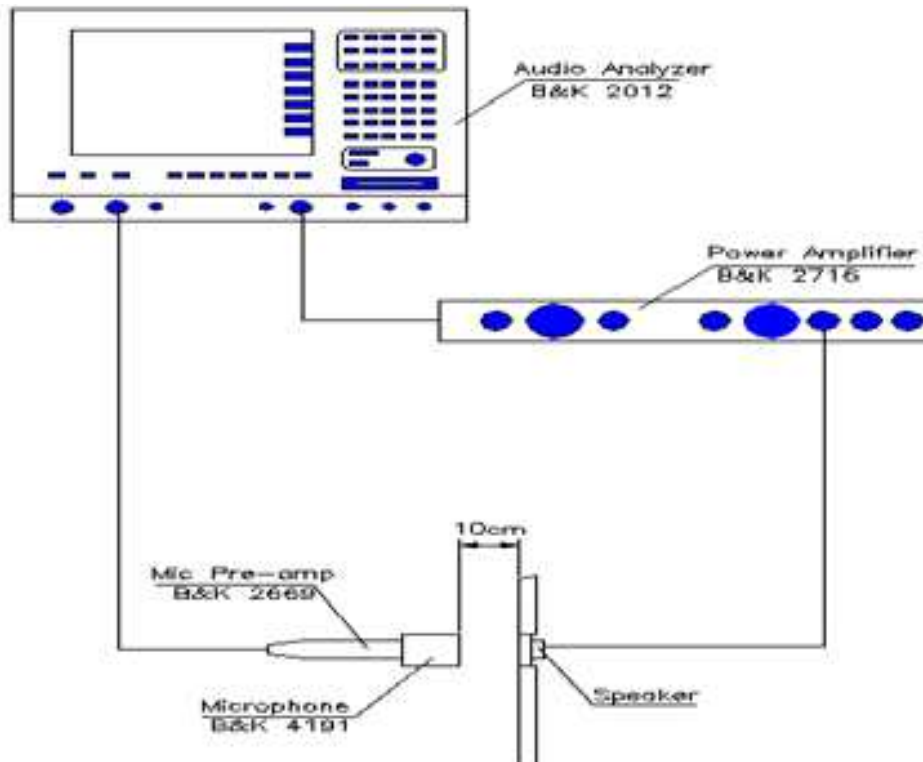
sound pressure level	83±3dB Spl @ 2KHZ 1.0V(Sine wave) 0.1m measured with baffle shown in Fig.1. (1CC BOX)
resonance frequency (FO)	850±20%Hz @ 1Vrms. (In 1CC BOX)
measuring diagram	Shown in Fig.1
typical frequency response curve	Shown in Fig.2.
rated noise power	0.7W (In 1CC Box)
short-term max.power	0.8W (In 1CC Box)
distortion	Less than 5% at 1KHz 1V
operation test	Must be free audible noise (buzzes and rattles) (400 ~ 5000Hz frequency range ,input level up to 2.0Vrms (In 1CC BOX))

GENERAL SPECIFICATIONS

operating temperature range	-25°C ~ +65°C
storage temperature range	-40°C ~ +75°C
ac impedance	8.0Ω±15% (@2KHz 1Vrms)
dimension	15 x 11 x 3.3 mm

TYPICAL FREQUENCY RESPONSE CURVE

FREQUENCY MEASURING CIRCUIT (SPEAKER MODE) (Fig.1)

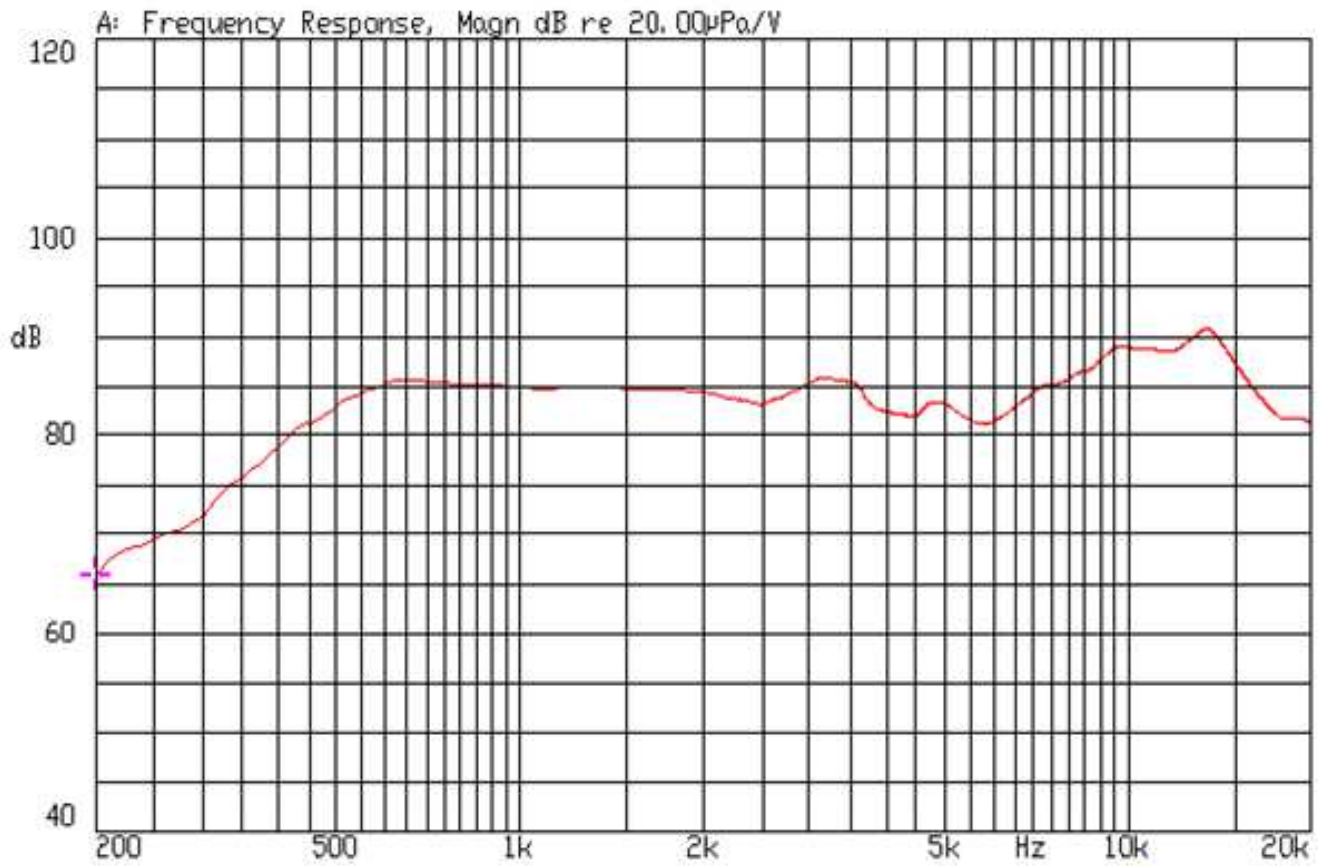




MODEL: SP-1511S-1
PRODUCT: Dynamic Speaker
EDITION: A/2016

TYPICAL FREQUENCY RESPONSE CURVE (Continued)

TYPICAL FREQUENCY RESPONSE CURVE (SPEAKER MODE) (Fig.2)



TEST CLIMATIC CONDITIONS

STANDARD TEST CONDITIONS

temperature	17~25°C
relative humidity	45%~80%(RH)
air pressure	860~1060 hPa

JUDGEMENT CONDITIONS

temperature	20±2°C
relative humidity	60%~70%(RH)
air pressure	860~1060 hPa



MODEL: SP-1511S-1
PRODUCT: Dynamic Speaker
EDITION: A/2016

RELIABILITY TESTS

The sound pressure as specified shall neither deviate more than $\pm 3\text{dB}$ from the initial value, nor any significant damage after any of following testing.

HIGH TEMPERATURE TEST

high temperature	$+80\pm 2^\circ\text{C}$
duration	48 hours

LOW TEMPERATURE TEST

low temperature	$-30\pm 2^\circ\text{C}$
duration	48 hours

HEAT SHOCK TEST (See in Fig.3)

high temperature	$+80\pm 2^\circ\text{C}$
low temperature	$-30\pm 2^\circ\text{C}$
changeover time	$< 5 \text{ min}$
duration	1 hour
cycle	10

HUMIDITY TEST

temperature	$+40\pm 2^\circ\text{C}$
relative humidity	90~95%
duration	48 hours

TEMPERATURE CYCLE TEST

temperature	-40°C	$+75^\circ\text{C}$
duration	45 minutes	45 minutes
temperature gradient	$1\sim 3^\circ\text{C}/\text{min}$	
cycle	10	

DROP TEST

mounted with dummy set mass	100 g
height	1.5 m
cycle	6 (1 each plain) onto the concrete board

LOAD TEST

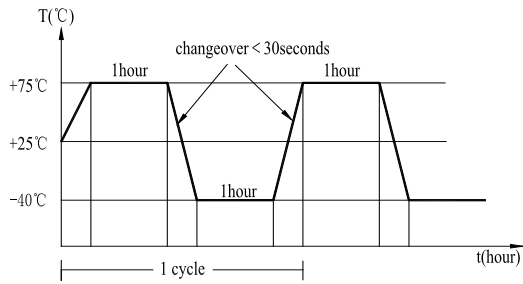
noise signal	White noise (EIA filter)
input power	0.5W (1CC BOX) (2.0Vrms)
duration	96 hours



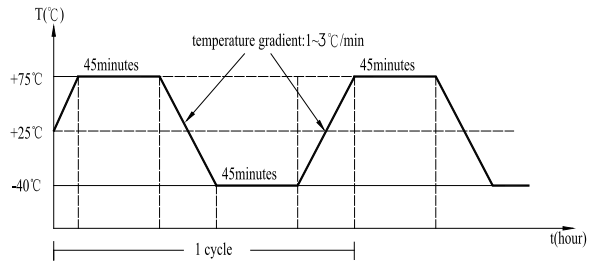
MODEL: SP-1511S-1
PRODUCT: Dynamic Speaker
EDITION: A/2016

TEST METHOD

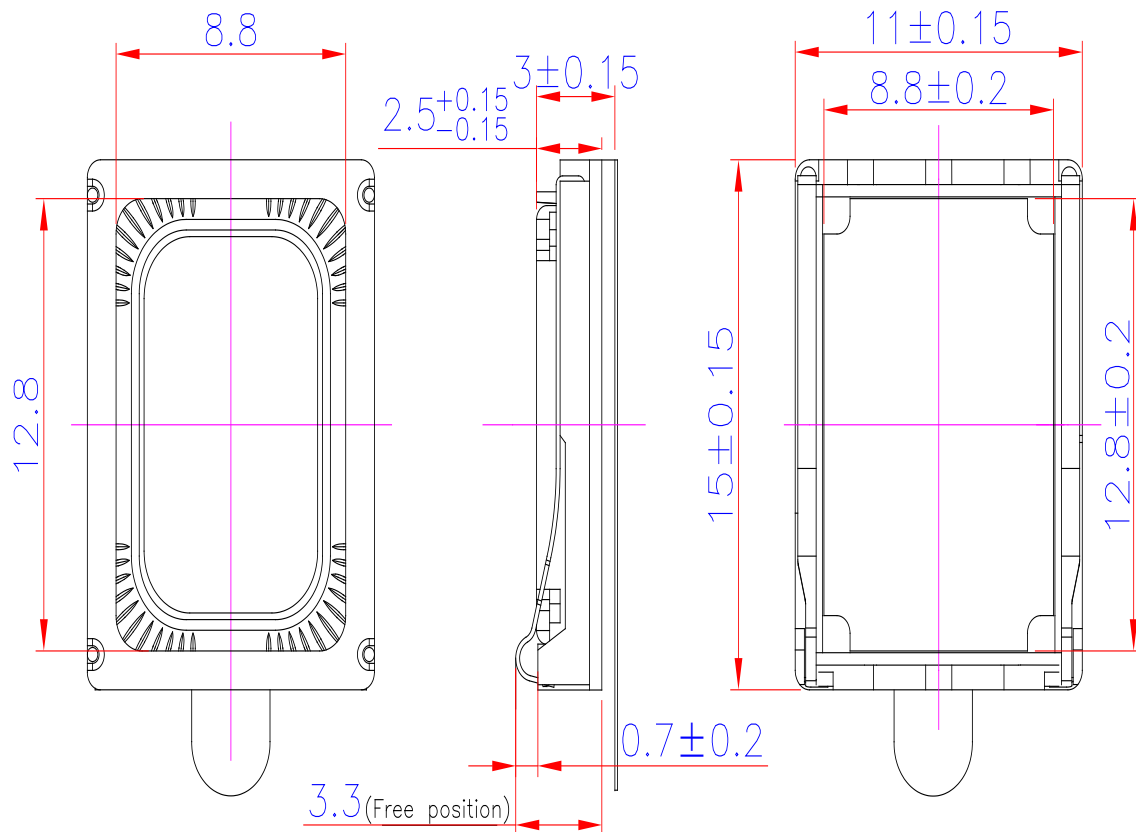
HEAT SHOCK TEST (Fig. 3)



TEMP. CYCLE TEST (Fig. 4)



PRODUCT EXTERNAL VIEW AND DIMENSIONS (Fig. 5)



no	item	material	quantity
1	Frame	PPA	1
2	Magnet	N42	1
3	Pole piece	SPCC	1
4	U yoke	SPCE	1
5	Diaphragm	PEEK	1
6	Voice coil	COPPER WIRE	1
7	Front cap	PPA	1
8	Spring terminal	SUS	2
9	Pad	PE	0.5T



MODEL: SP-1511S-1
PRODUCT: Dynamic Speaker
EDITION: A/2016

PACKING

