



Chipsmall Limited consists of a professional team with an average of over 10 year of expertise in the distribution of electronic components. Based in Hongkong, we have already established firm and mutual-benefit business relationships with customers from,Europe,America and south Asia,supplying obsolete and hard-to-find components to meet their specific needs.

With the principle of “Quality Parts,Customers Priority,Honest Operation,and Considerate Service”,our business mainly focus on the distribution of electronic components. Line cards we deal with include Microchip,ALPS,ROHM,Xilinx,Pulse,ON,Everlight and Freescale. Main products comprise IC,Modules,Potentiometer,IC Socket,Relay,Connector.Our parts cover such applications as commercial,industrial, and automotives areas.

We are looking forward to setting up business relationship with you and hope to provide you with the best service and solution. Let us make a better world for our industry!



Contact us

Tel: +86-755-8981 8866 Fax: +86-755-8427 6832

Email & Skype: info@chipsmall.com Web: www.chipsmall.com

Address: A1208, Overseas Decoration Building, #122 Zhenhua RD., Futian, Shenzhen, China



▶▶▶ Telephone Line Surge and Lightning Protector

Surge Protectors Save Equipment and Money

Telephone lines are one of the most common entry points for voltage surges from lightning strikes or other sources. These surges can easily damage or completely destroy your expensive communications equipment. The solution is simple – install an inexpensive surge suppressor on each telephone device.

PRODUCT HIGHLIGHTS

- Advanced 3 stage hybrid protection
- Save money on repair and replacement
- Modular and compact design
- DIN rail or direct panel mounting
- Protective grounding to DIN rail
- UL and CE rated for industrial use
- Compatible with Sixnet's industrial telephone modems

PERFORMANCE SPECIFICATIONS

- Solid state sidactors with fast acting fuses and resistors
- Usage: telephone lines
- Ports protected: 1 (2 lines per port)
- Connectors: RJ11 (pins 3, 4)
- Surge capacity: 1.9 kA / line
- Clamp and rated: 270 V and 200 V
- Max. frequency: 50 MHz
- Operating temp.: -40 to +85 °C
- Max inline resistance: 22 Ohm
- Ratings: UL 497A, IEC801-5, CCITT K17

INSTALLATION INSTRUCTIONS

1. Snap to DIN rail or screw to panel. Make sure DIN rail is grounded. Use grounding kit if direct panel mounting.
2. Correct grounding is essential. Minimize distance from protector to ground point which should be common with AC GND.
3. Connect "unprotected" port to incoming line. Use supplied cable to connect "protected" port to device to be protected.
4. Important notes: Always use supplied patch cable. Ground leads should be 14AWG or larger and less than 12".

All specifications are subject to change. Consult factory for latest info.

ORDERING GUIDE


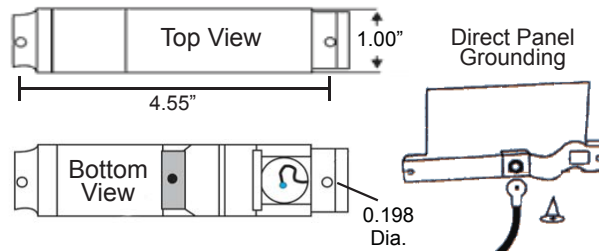
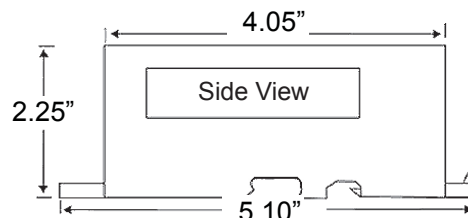
- | | |
|---------------------|--------------------------------|
| SP-TELCO-1 | Phone line protector (1 piece) |
| SP-TELCO-1-5 | Phone line protector (5 pack) |

Notes: Each protector supplied with a grounding kit for direct panel mounting and one telephone patch cable.

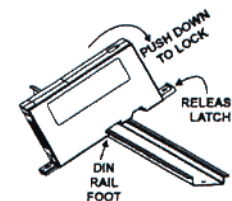


Protects:
Internal or external modems or any
2-wire telephone line device

MECHANICAL DRAWING



Units are installed inline and identified with "protected" and "unprotected" to provide failsafe installations.



DIN Mounting