



Chipsmall Limited consists of a professional team with an average of over 10 year of expertise in the distribution of electronic components. Based in Hongkong, we have already established firm and mutual-benefit business relationships with customers from,Europe,America and south Asia,supplying obsolete and hard-to-find components to meet their specific needs.

With the principle of “Quality Parts,Customers Priority,Honest Operation,and Considerate Service”,our business mainly focus on the distribution of electronic components. Line cards we deal with include Microchip,ALPS,ROHM,Xilinx,Pulse,ON,Everlight and Freescale. Main products comprise IC,Modules,Potentiometer,IC Socket,Relay,Connector.Our parts cover such applications as commercial,industrial, and automotives areas.

We are looking forward to setting up business relationship with you and hope to provide you with the best service and solution. Let us make a better world for our industry!



Contact us

Tel: +86-755-8981 8866 Fax: +86-755-8427 6832

Email & Skype: info@chipsmall.com Web: www.chipsmall.com


Address: A1208, Overseas Decoration Building, #122 Zhenhua RD., Futian, Shenzhen, China





SP15&30U-T

15 AND 30 WATT TRIPLE OUTPUT MODELS



FEATURES

- ✔ 15W AND 30W OUTPUT POWER
- ✔ UNIVERSAL INPUT (AC85-264V)
- ✔ METAL CHASSIS WITH COVER
- ✔ INTERNAL EMI FILTER
- ✔ HIGH RELIABILITY
- ✔ LOW COST, HIGH PERFORMANCE
- ✔ 3 YEAR WARRANTY

SAFETIES / EMI



FCC-B
CISPR-B
VCCI-2

ELECTRICAL SPECIFICATIONS

All specifications are typical at nominal input, full load.

INPUT SPECIFICATIONS

Input Voltage.....	AC 100-120 / 200-240V (AC85-264V) (DC110-340V)
Input Frequency.....	50-60 Hz (47-63 Hz)
Input Current (AC 100/240V).....	SP15U .36/.20 (typ), SP30U .7/.4 (typ),
Inrush Current.....	SP15U 5.5/14.0A, SP30U 15/30A,
Voltage Adjust Range.....	CH1: +5%,-0%, CH2: Fixed (Factory Set Accuracy +/- 5%)

OUTPUT SPECIFICATIONS

Output Voltage.....	See Chart
Leakage Current.....	0.75 mA RMS max.
Over-Voltage Protection.....	Built In
Over-Current Protection.....	Built In (5V output only)
Line Regulation.....	0.4%
Load Regulation.....	SP15U/30U CH1: 1% CH2, CH3 1% min.
Hold-Up Time.....	20m sec. Min.
Rise Time.....	SP15U 18 mSEC. SP30U 100 mSEC.
Drift.....	0.5%+15mV (8hr. after 1 hr. warm up)
Ripple Noise (DC~100MHz).....	150 mVp-p

GENERAL SPECIFICATIONS

MTBF.....	200,000 Hours
Isolation Voltage	
Primary to Secondary.....	AC 3000V
Primary to Case.....	AC 1500V (1 min. Cut off current)
Secondary to Case.....	AC 500V
Isolation Resistance.....	Input-Output-Case 100-Mohms min. (DC500V)
Vibration	0.5 mm width, 10-55 Hz/1 min. cycle, 3 directions each 30 min.
Shock.....	20G (3 directions, each 3 times)

ENVIRONMENTAL SPECIFICATIONS

Operating Temperature	0°-60°C Derates linearly 2.5%/°C after 50°C
Temperature Coefficient.....	±0.02% / °C
Storage Temperature.....	-20°C - 85°C

PHYSICAL SPECIFICATIONS

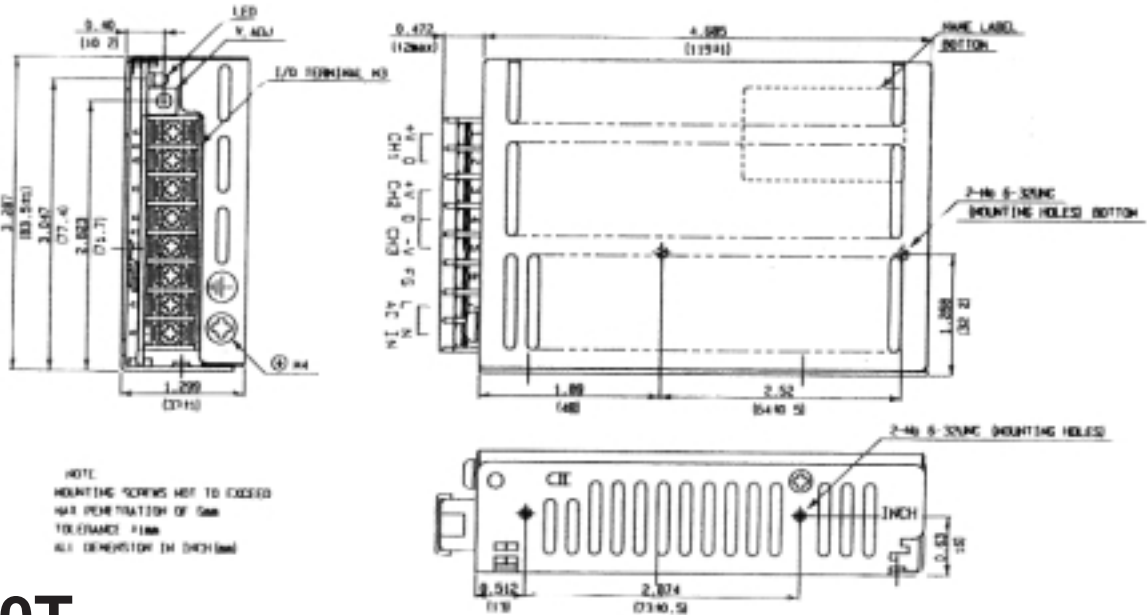
Metal Enclosed - Terminal Block

Series

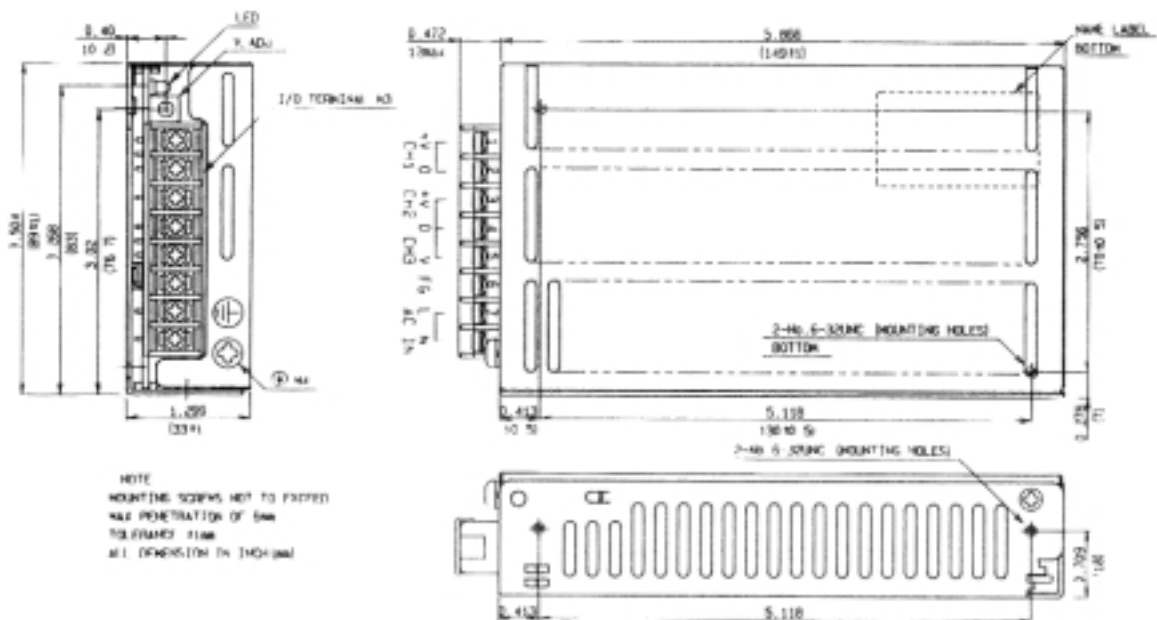
	MODEL	OUTPUT 1		OUTPUT 2		OUTPUT 3	
		VOLT	AMPS	VOLT	AMPS	VOLT	AMPS
15W	SP15U-0522T	+5V	2	+12V	0.5	-12V	0.5
	SP15U-0533T	+5V	2	+15V	0.45	-15V	0.45
30W	SP30U-0522T	+5V	4	+12V	1.2	-12V	0.6
	SP30U-0533T	+5V	4	+15V	1.0	-15V	0.5

MAX POWER NOT TO EXCEED: SP15U - 15 WATTS
SP30U - 30 WATTS

SPU 15T



SPU 30T



NOTE:

All specifications typical and nominal / full load and 25°C unless otherwise noted.
Mounting screw length should not exceed 0.31 inches or 8 mm.
Avoid sustained operation in overload or dead short conditions.
Specifications subject to changes without notice.

- No. 6-32 mounting holes standard
- Dimensions in mm
- Terminal block or "pin" type connector available