



Chipsmall Limited consists of a professional team with an average of over 10 year of expertise in the distribution of electronic components. Based in Hongkong, we have already established firm and mutual-benefit business relationships with customers from,Europe,America and south Asia,supplying obsolete and hard-to-find components to meet their specific needs.

With the principle of “Quality Parts,Customers Priority,Honest Operation,and Considerate Service”,our business mainly focus on the distribution of electronic components. Line cards we deal with include Microchip,ALPS,ROHM,Xilinx,Pulse,ON,Everlight and Freescale. Main products comprise IC,Modules,Potentiometer,IC Socket,Relay,Connector.Our parts cover such applications as commercial,industrial, and automotives areas.

We are looking forward to setting up business relationship with you and hope to provide you with the best service and solution. Let us make a better world for our industry!



## Contact us

Tel: +86-755-8981 8866 Fax: +86-755-8427 6832

Email & Skype: info@chipsmall.com Web: www.chipsmall.com

Address: A1208, Overseas Decoration Building, #122 Zhenhua RD., Futian, Shenzhen, China




## HighPowerLED Series Chip on Board

COB D-series

# Vivid Color

【Premium Color Line-up】



High efficacy COB LED package,  
well-suited for use in spotlight applications

### Features & Benefits

- Chip on Board (COB) solution makes it easy to design in
- Simple assembly reduces manufacturing cost
- Low thermal resistance
- InGaN/GaN MQW LED with long time reliability

### Applications

- Spotlight / Downlight
- LED Retrofit Bulbs



## Table of Contents

1.	Characteristics	-----	3
2.	Product Code Information	-----	6
3.	Typical Characteristics Graphs	-----	10
4.	Outline Drawing & Dimension	-----	13
5.	Reliability Test Items & Conditions	-----	16
6.	Label Structure	-----	17
7.	Packing structure	-----	18
8.	Precautions in Handling & Use	-----	21

## 1. Characteristics

### a) Absolute Maximum Rating

Item	Symbol	Model	Rating	Unit	Condition
Ambient / Operating Temperature	$T_a$	-	-40 ~ +105	°C	-
Storage Temperature	$T_{stg}$	-	-40 ~ +120	°C	-
LED Junction Temperature	$T_J$		130	°C	
Case Temperature	$T_c$	-	115	°C	-
Forward Current / Power Dissipation	$I_F / P_d$	LC013D	920 / 34.5	mA / W	-
		LC016D	1150 / 43.1		-
		LC019D	1380 / 51.8		-
		LC026D	1840 / 69		-
		LC033D	2300 / 86		-
		LC040D	2760/103.5		-
ESD (HBM)	-	-	±2	kV	-
ESD (MM)	-	-	±0.5	kV	-

**b) Electro-optical Characteristics ( $I_F$  = Sorting Current,  $T_J = 85^\circ\text{C}$ )**

Item	Unit	Model	Rank	Min.	Typ.	Max.
Forward Voltage ( $V_F$ )	V	LC013D	YH	31.8	34.6	37.5
		LC016D	YH	31.8	34.6	37.5
		LC019D	YH	31.8	34.6	37.5
		LC026D	YH	31.8	34.6	37.5
		LC033D	YH	31.8	34.6	37.5
		LC040D	YH	31.8	34.6	37.5
Thermal Resistance (junction to case point)	$^\circ\text{C/W}$	LC013D	-	-	1.27	-
		LC016D	-	-	1.01	-
		LC019D	-	-	0.9	-
		LC026D	-	-	0.71	-
		LC033D	-	-	0.6	-
		LC040D	-	-	0.48	-
Beam Angle	$^\circ$	All Model		-	115	-
Nominal Power (Sorting Current)	W (mA)	LC013D	-	-	12.5 (360)	-
		LC016D	-	-	15.6 (450)	-
		LC019D	-	-	18.7 (540)	-
		LC026D	-	-	24.9 (720)	-
		LC033D	-	-	31.1 (900)	-
		LC040D	-	-	37.4(1080)	-

**Notes:**

- 1) The COB is tested in pulsed condition at rated test current (10 ms pulse width) and rated temperature ( $T_J = T_C = 85^\circ\text{C}$ )
- 2) Samsung maintains measurement tolerance of: forward voltage =  $\pm 5\%$ , CRI =  $\pm 1$   
Refer to the derating curve, '3. Typical Characteristics Graph' designed within the range.

### c) Luminous Flux Characteristics ( $I_F = \text{Sorting Current}$ )

Model	Nominal CCT (K)	Flux Rank	$T_c = 85\text{ °C}$ (lm)		$T_c = 25\text{ °C}$ (lm)	
			Min.	Typ.	Min.	Typ.
LC013D	3000	D2	1241	1334	1478	1590
	3300	D2	1296	1394	1545	1661
	3500	D2	1333	1433	1588	1708
	4000	D2	1425	1533	1699	1827
LC016D	3000	D2	1623	1745	1934	2080
	3300	D2	1695	1823	2021	2173
	3500	D2	1744	1875	2078	2235
	4000	D2	1864	2005	2222	2390
LC019D	3000	D2	1923	2068	2292	2465
	3300	D2	2009	2160	2395	2575
	3500	D2	2066	2222	2463	2648
	4000	D2	2210	2376	2634	2832
LC026D	3000	D2	2516	2706	2999	3225
	3300	D2	2629	2827	3133	3369
	3500	D2	2704	2907	3222	3465
	4000	D2	2891	3108	3446	3705
LC033D	3000	D2	3105	3339	3701	3980
	3300	D2	3244	3488	3867	4158
	3500	D2	3337	3588	3977	4276
	4000	D2	3568	3836	4252	4572
LC040D	3000	D2	3860	4150	4600	4947
	3300	D2	4032	4335	4806	5168
	3500	D2	4147	4459	4942	5314
	4000	D2	4434	4768	5285	5682

#### Notes:

- 1) The COB is tested in pulsed operating condition at rated test current (10 ms pulse width) and rated temperature ( $T_J = T_C = 85\text{ °C}$ ).
- 2) Samsung maintains measurement tolerance of: Luminous flux =  $\pm 7\%$ , CRI =  $\pm 1$

## 2. Product Code Information

1	2	3	4	5	6	7	8	9	10	11	12	13	14	15	16	17	18
S	P	H	W	H	A	H	D	N	G	2	V	Y	Z	V	V	D	2

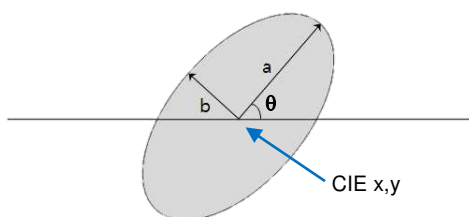
Digit	PKG Information	Code	Specification
1 2 3	Samsung Package High Power	<b>SPH</b>	
4 5	Color	<b>WH</b>	White
6	Product Version	<b>A</b>	
7 8	Form Factor	<b>HD</b>	COB
9	Lens Type	<b>N</b>	No lens
10	Internal Code	<b>D</b> <b>E</b> <b>F</b> <b>G</b> <b>H</b> <b>K</b>	LC013 LC016 LC019 LC026 LC033 LC040
11	Internal Code	<b>2</b>	
12	CRI & Sorting Temperature	<b>V</b>	VIVID 85 °C
13 14	Forward Voltage (V)	<b>YZ</b>	31.8~37.5
15	CCT (K)	<b>V</b> <b>A</b> <b>U</b> <b>T</b>	3000 K 3300 K 3500 K 4000 K
16	MacAdam	<b>V</b> <b>2</b>	Color Bin for Vivid product (Mac3) Color Bin for Vivid product (Mac2)
17 18	Luminous Flux	<b>D2</b>	COB D-series Gen.2 level

a) Binning Structure ( $I_F$ = Sorting Current,  $T_J$  =85 °C)

Model	Nominal CCT (K)	Product Code	$V_F$ Rank	Color Rank	Flux Rank	Flux Range ( $\Phi_v$ , lm)
LC013D	3000	SPHWHAHNDND2VYZV2D2	YZ	V2	D2	1241~
		SPHWHAHNDND2VYZVVD2		VV		
	3300	SPHWHAHNDND2VYZA2D2	YZ	A2	D2	1296~
		SPHWHAHNDND2VYZAVD2		AV		
	3500	SPHWHAHNDND2VYZU2D2	YZ	U2	D2	1333~
		SPHWHAHNDND2VYZUVD2		UV		
	4000	SPHWHAHNDND2VYZT2D2	YZ	T2	D2	1425~
		SPHWHAHNDND2VYZTVD2		TV		
LC016D	3000	SPHWHAHDNE2VYZV2D2	YZ	V2	D2	1623~
		SPHWHAHDNE2VYZVVD2		VV		
	3300	SPHWHAHDNE2VYZA2D2	YZ	A2	D2	1695~
		SPHWHAHDNE2VYZAVD2		AV		
	3500	SPHWHAHDNE2VYZU2D2	YZ	U2	D2	1744~
		SPHWHAHDNE2VYZUVD2		UV		
	4000	SPHWHAHDNE2VYZT2D2	YZ	T2	D2	1864~
		SPHWHAHDNE2VYZTVD2		TV		
LC019D	3000	SPHWHAHDNF2VYZV2D2	YZ	V2	D2	1923~
		SPHWHAHDNF2VYZVVD2		VV		
	3300	SPHWHAHDNF2VYZA2D2	YZ	A2	D2	2009~
		SPHWHAHDNF2VYZAVD2		AV		
	3500	SPHWHAHDNF2VYZU2D2	YZ	U2	D2	2066~
		SPHWHAHDNF2VYZUVD2		UV		
	4000	SPHWHAHDNF2VYZT2D2	YZ	T2	D2	2210~
		SPHWHAHDNF2VYZTVD2		TV		



Model	Nominal	Product Code	V <sub>F</sub>	Color	Flux	Flux Range
	CCT (K)		Rank	Rank	Rank	(Φ <sub>v</sub> , lm)
LC026D	3000	SPHWWAHDNG2VYZV2D2	YZ	V2	D2	2516~
		SPHWWAHDNG2VYZVVD2		VV		
	3300	SPHWWAHDNG2VYZA2D2	YZ	A2	D2	2629~
		SPHWWAHDNG2VYZAVD2		AV		
	3500	SPHWWAHDNG2VYZU2D2	YZ	U2	D2	2704~
		SPHWWAHDNG2VYZUVD2		UV		
	4000	SPHWWAHDNG2VYZT2D2	YZ	T2	D2	2891~
		SPHWWAHDNG2VYZTVD2		TV		
LC033D	3000	SPHWWAHDNH2VYZV2D2	YZ	V2	D2	3105~
		SPHWWAHDNH2VYZVVD2		VV		
	3300	SPHWWAHDNH2VYZA2D2	YZ	A2	D2	3244~
		SPHWWAHDNH2VYZAVD2		AV		
	3500	SPHWWAHDNH2VYZU2D2	YZ	U2	D2	3337~
		SPHWWAHDNH2VYZUVD2		UV		
	4000	SPHWWAHDNH2VYZT2D2	YZ	T2	D2	3568~
		SPHWWAHDNH2VYZTVD2		TV		
LC040D	3000	SPHWWAHDNK2VYZV2D2	YZ	V2	D2	3860~
		SPHWWAHDNK2VYZVVD2		VV		
	3300	SPHWWAHDNK2VYZA2D2	YZ	A2	D2	4032~
		SPHWWAHDNK2VYZAVD2		AV		
	3500	SPHWWAHDNK2VYZU2D2	YZ	U2	D2	4147~
		SPHWWAHDNK2VYZUVD2		UV		
	4000	SPHWWAHDNK2VYZT2D2	YZ	T2	D2	4434~
		SPHWWAHDNK2VYZTVD2		TV		

**b) Chromaticity Region & Coordinates** ( $I_F = \text{Sorting Current}, T_J = 85^\circ\text{C}$ )


MacAdam Ellipse (3000K, V2, VV)					
Step	CIE x	CIE y	$\theta$	a	b
2-step	0.4341	0.3959	53.22	0.0056	0.0027
3-step	0.4341	0.3959	53.22	0.0083	0.0041

MacAdam Ellipse (3300K, A2, AV)					
Step	CIE x	CIE y	$\theta$	a	b
2-step	0.4224	0.3897	53.6	0.0059	0.0027
3-step	0.4224	0.3897	53.6	0.0088	0.0041

MacAdam Ellipse (3500K, U2, UV)					
Step	CIE x	CIE y	$\theta$	a	b
2-step	0.4074	0.3847	54.0	0.0062	0.0027
3-step	0.4074	0.3847	54.0	0.0093	0.0041

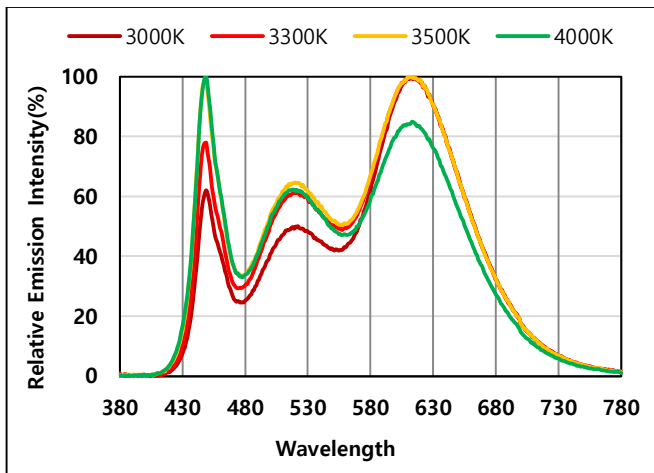
MacAdam Ellipse (4000K, T2, TV)					
Step	CIE x	CIE y	$\theta$	a	b
2-step	0.3831	0.3696	53.7	0.0063	0.0027
3-step	0.3831	0.3696	53.7	0.0094	0.0040

**Note:**

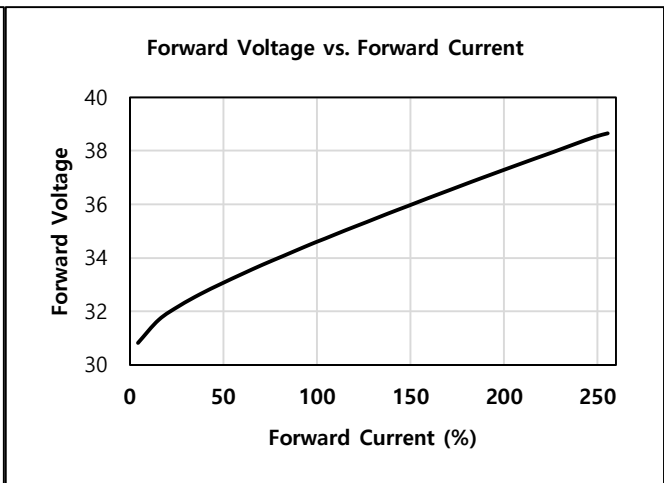
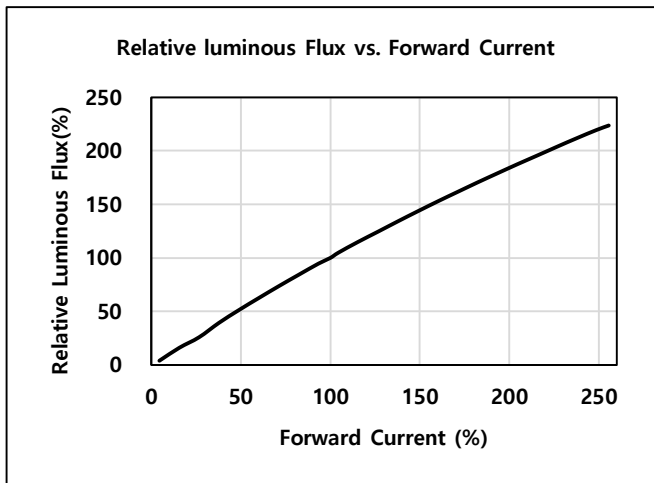
Samsung maintains measurement tolerance of:  $C_x, C_y = \pm 0.005$

### 3. Typical Characteristics Graphs

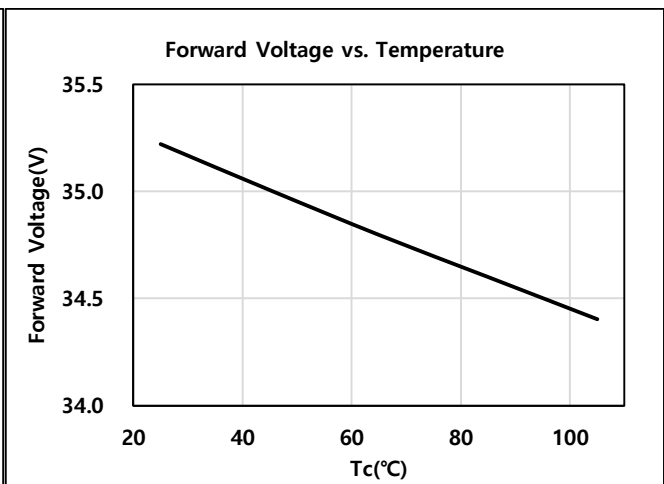
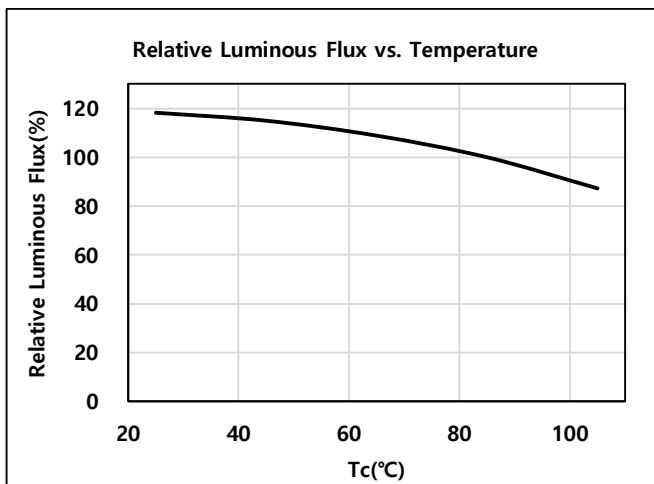
a) Spectrum Distribution ( $I_F =$  Sorting Current,  $T_J = 85\text{ }^\circ\text{C}$ )



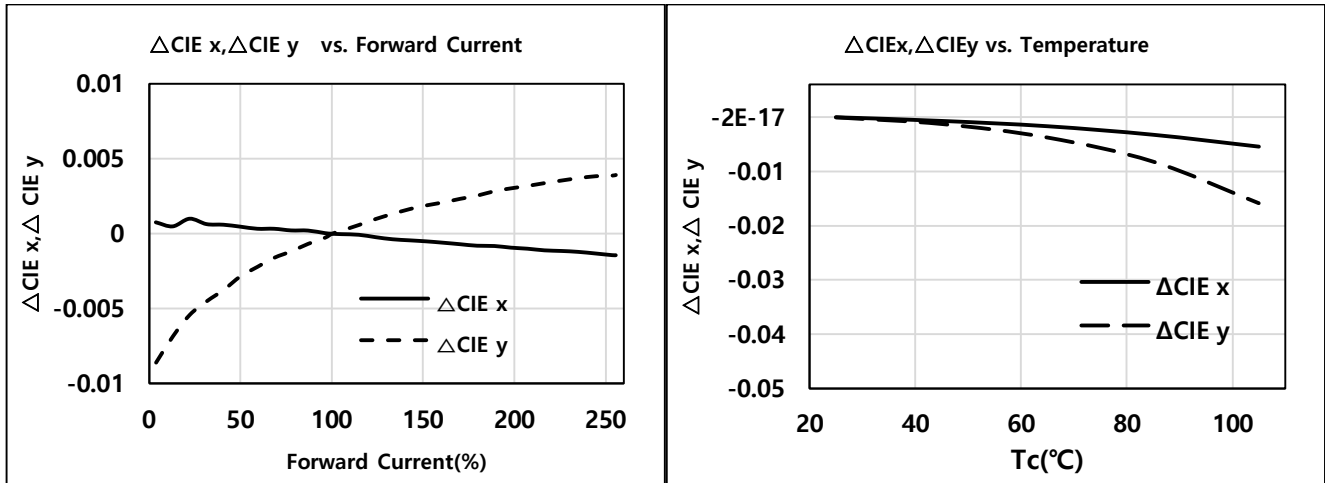
b) Forward Current Characteristics ( $T_J = 85\text{ }^\circ\text{C}$ )



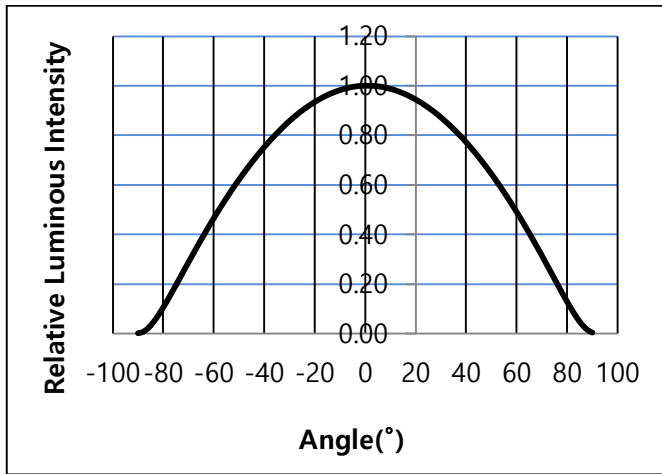
c) Temperature Characteristics ( $I_F =$  Sorting Current)



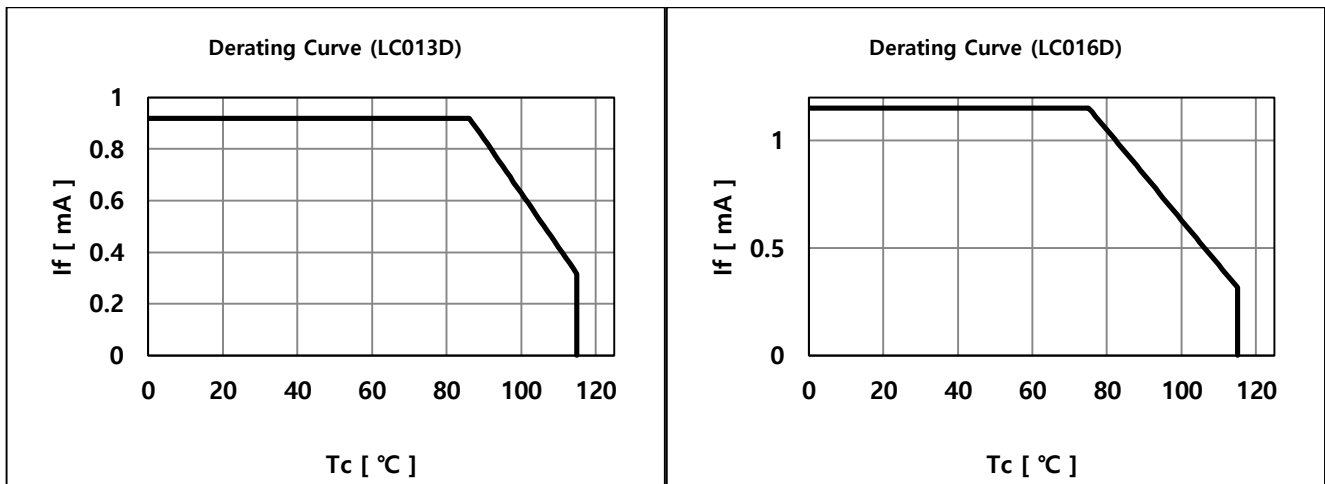
d) Color Shift Characteristics ( $I_F$  = Sorting Current,  $T_J$  = 85 °C)

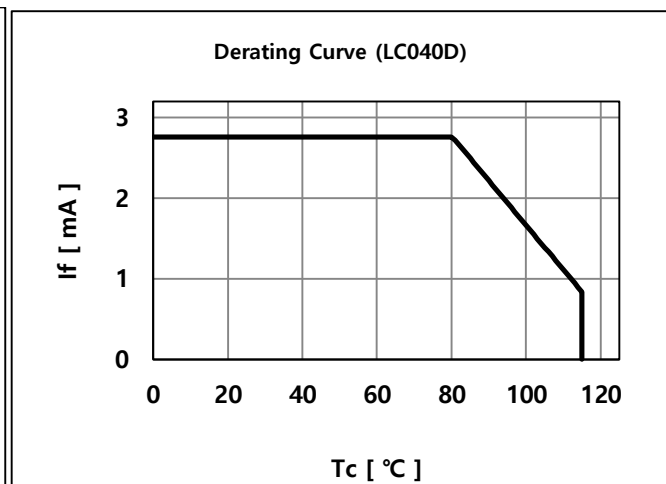
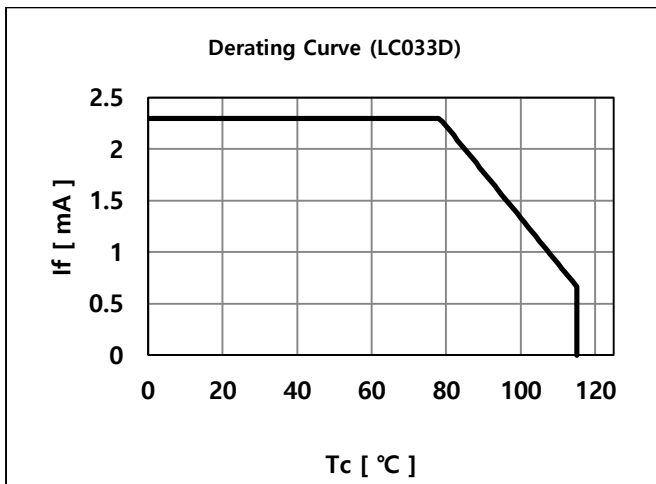
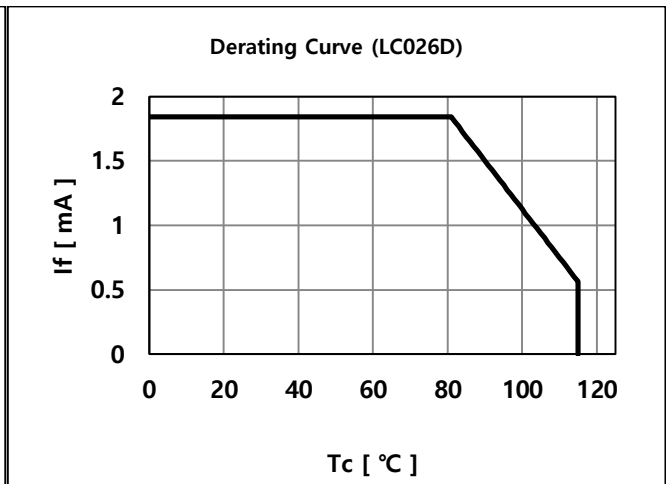
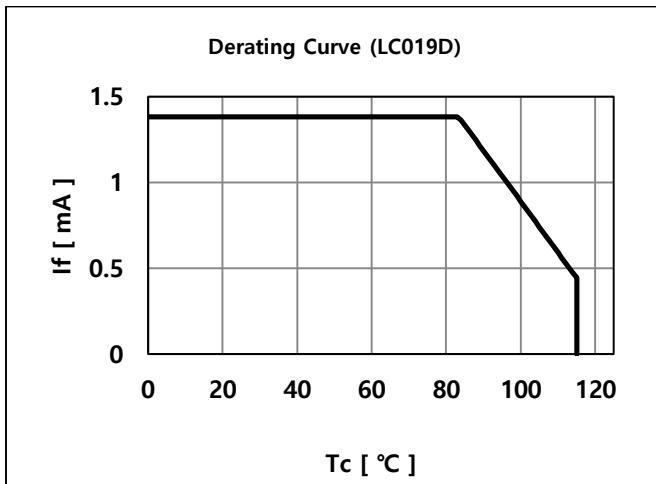


e) Beam Angle Characteristics ( $I_F$  = Sorting Current,  $T_J$  = 85 °C)



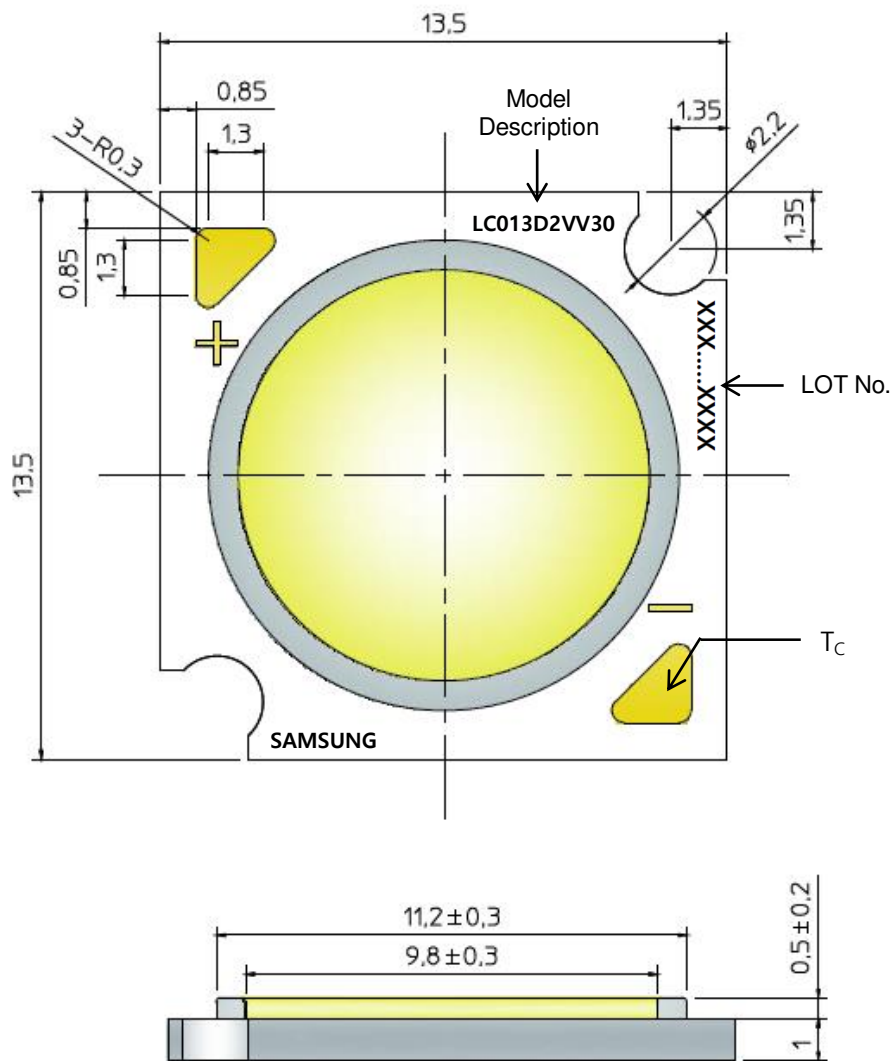
f) Derating Characteristics





4. Outline Drawing & Dimension

※Model : LC013D

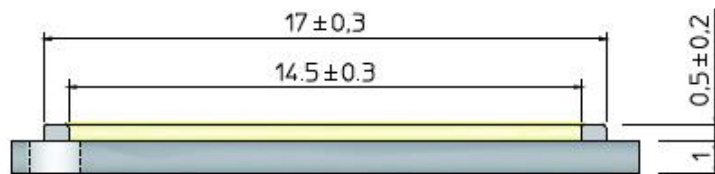
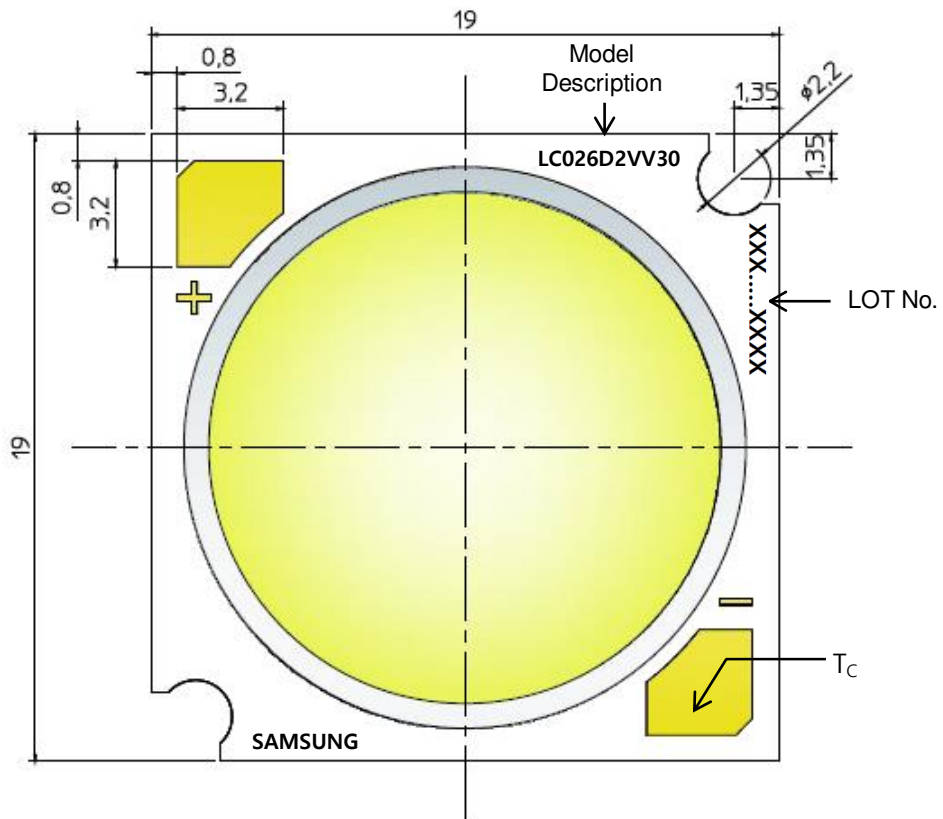


- 1. Unit: mm
- 2. Tolerance: ± 0.3 mm

Item	Dimension	Tolerance	Unit
Length	13.5	±0.30	mm
Width	13.5	±0.30	mm
Height	1.50	±0.20	mm
Light Emitting Surface (LES) Diameter	9.8	±0.30	mm

Note: Denoted product information above is only an example  
(LC003D2VV30 : 3W, VIVID, MAC3, 3000K)

※Model : LC016D, LC019D, LC026D, LC033D

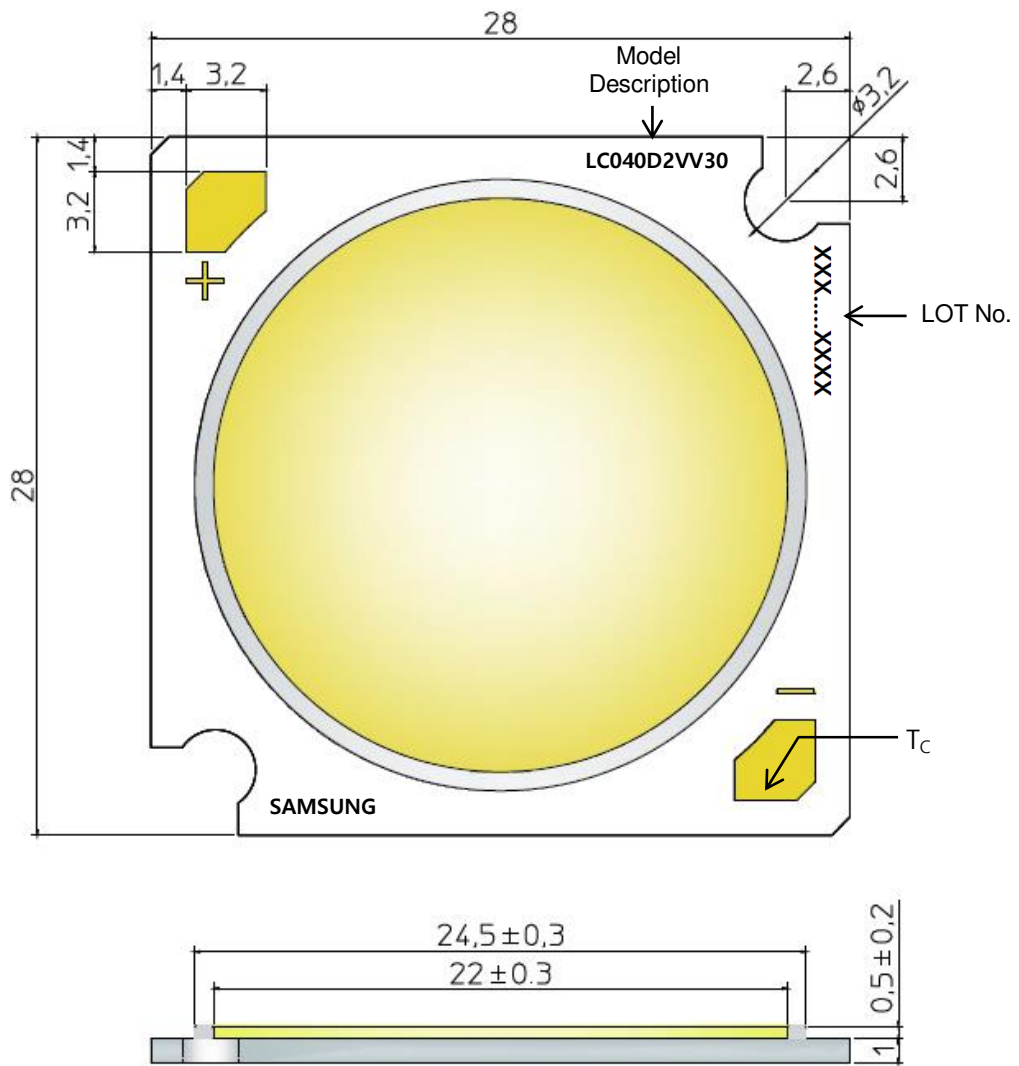


- 1. Unit: mm
- 2. Tolerance: ± 0.3 mm

Item	Dimension	Tolerance	Unit
Length	19.0	±0.30	mm
Width	19.0	±0.30	mm
Height	1.50	±0.20	mm
Light Emitting Surface (LES) Diameter	14.5	±0.30	mm

Note: Denoted product information above is only an example  
(LC026D2VV30 : 26W, VIVID, MAC3, 3000K)

※Model :LC040D



- 1. Unit: mm
- 2. Tolerance: ± 0.3 mm

Item	Dimension	Tolerance	Unit
Length	28.0	±0.30	mm
Width	28.0	±0.30	mm
Height	1.50	±0.20	mm
Light Emitting Surface (LES) Diameter	22.0	±0.30	mm

Note: Denoted product information above is only an example  
 ( LC040D38030 : LC040D, Gen3, CRI80+, 3000K )



## 5. Reliability Test Items & Conditions

### a) Test Items

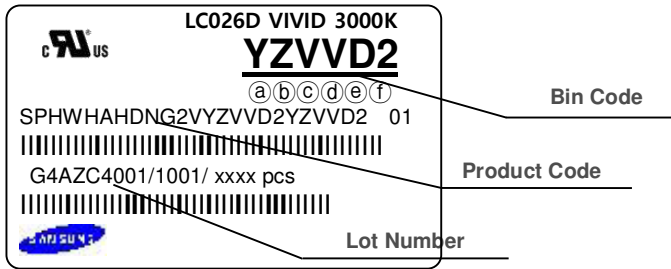
Test Item	Test Condition	Test Hour / Cycle
High Temperature Life Test	85 °C, DC Derating, $I_F$	1000 h
Low Temperature Life Test	-40 °C, DC, Derating $I_F$	1000 h
High Temperature Storage	120 °C	1000 h
Low Temperature Storage	-40 °C	1000 h
Temperature Cycle On/Off Test	-40 °C/ 85 °C each 20 min, 30 min transfer power on/off each 5 min, DC Derating, $I_F = \text{max}$	100 cycles
ESD (HBM)	R <sub>1</sub> : 10 MΩ R <sub>2</sub> : 1.5 kΩ C: 100 pF V: ±2 kV	5 times
ESD (MM)	R <sub>1</sub> : 10 MΩ R <sub>2</sub> : 0 kΩ C: 200 pF V: ±0.2 kV	5 times
Vibration Test	20~ 80 Hz (displacement: 0.06 inch, max. 20 g) 80 ~ 2 kHz (max. 20 g) min. frequency ↔ max. frequency 4 min transfer	4 times
Mechanical Shock Test	1500g, 0.5 ms each of the 6 surfaces (3 axis x 2 sides)	5 times
Sulfur Resistance	25 °C, 75%, H <sub>2</sub> S 15 ppm	504h

### b) Criteria for Judging the Damage

Item	Symbol	Test Condition (T <sub>c</sub> = 25 °C)	Limit	
			Min.	Max.
Forward Voltage	V <sub>F</sub>	$I_F = \text{Sorting Current}$	L.S.L. * 0.9	U.S.L. * 1.1
Luminous Flux	Φ <sub>v</sub>	$I_F = \text{Sorting Current}$	L.S.L. * 0.7	U.S.L. * 1.3

## 6. Label Structure

### a) Label Structure



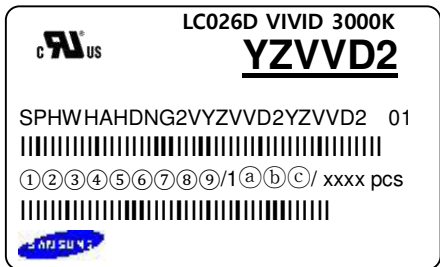
Note: Denoted bincode and product code above is only an example (see description on page 5)

Bin Code:

- ⒶⒷ: Forward Voltagebin (refer to page11)
- ⒸⒹ: Chromaticitybin (refer to page 9-10)
- ⒺⒻ: Luminous Fluxbin (refer to page 6)

### b) Lot Number

The lot number is composed of the following characters:



① ③④⑤⑥⑦⑧⑨ / 1ⒶⒷⒸ / xxxx pcs

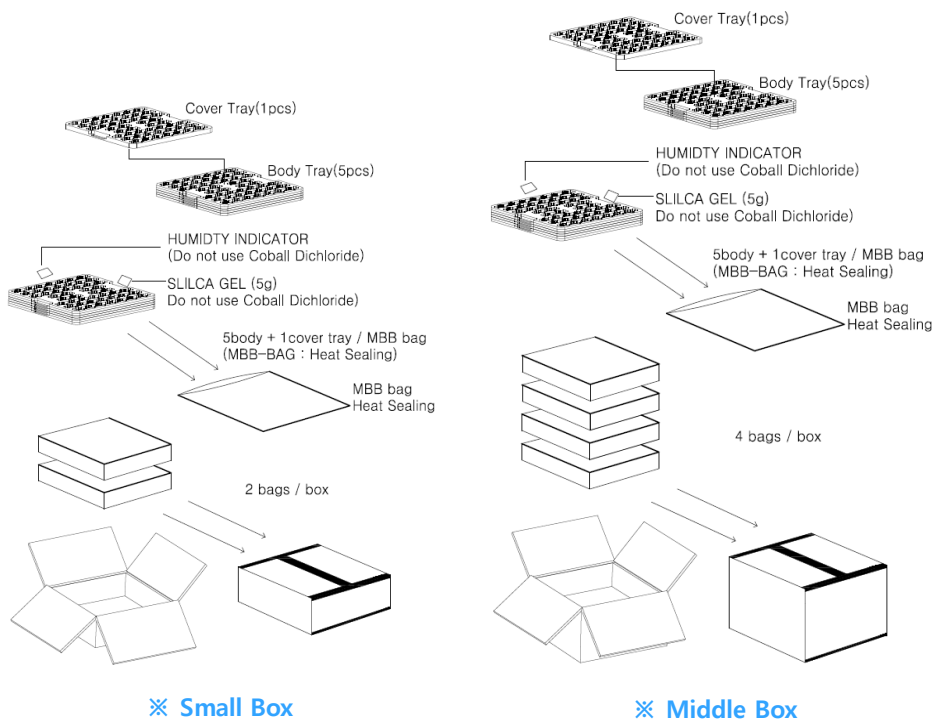
- ① : Production site (S: Giheung, Korea, G: Tianjin, China)
- ② : 4(LED)
- ③ : Product state (A: Normal, B: Bulk, C: First Production, R: Reproduction, S: Sample)
- ④ : Year (Z: 2015, A: 2016, B: 2017...)
- ⑤ : Month (1~9, A, B, C)
- ⑥⑦⑧⑨ : Day (1~9, A, B~V)
- ⒶⒷⒸ : Product serial number (001 ~ 999)

## 7.Packing Structure

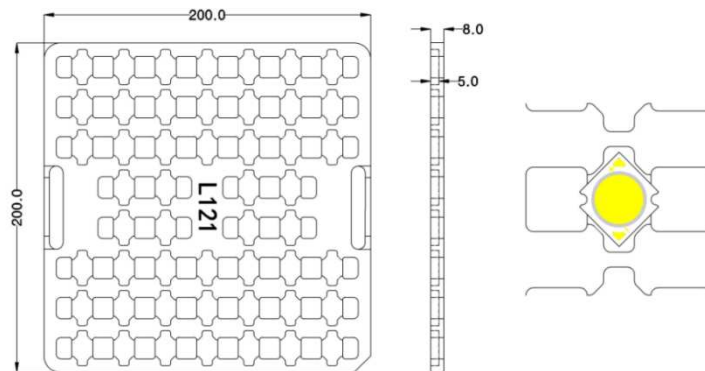
### ※Model : LC013D

Packing material	Max. quantity in pcs of COB	Dimension(mm)			Tolerance
		Length	Width	Height	
<b>Tray</b>	50	200	200	8	1
<b>Anti-Static Bag</b>	250 (5 trays)	320	270	-	+/- 0.5
<b>Outer Box (Small)</b>	500 (2 bags)	225	225	65	5
<b>Outer Box (Middle)</b>	1000 (4 bags)	225	225	130	5

#### a) Packing Structure



#### b) Tray

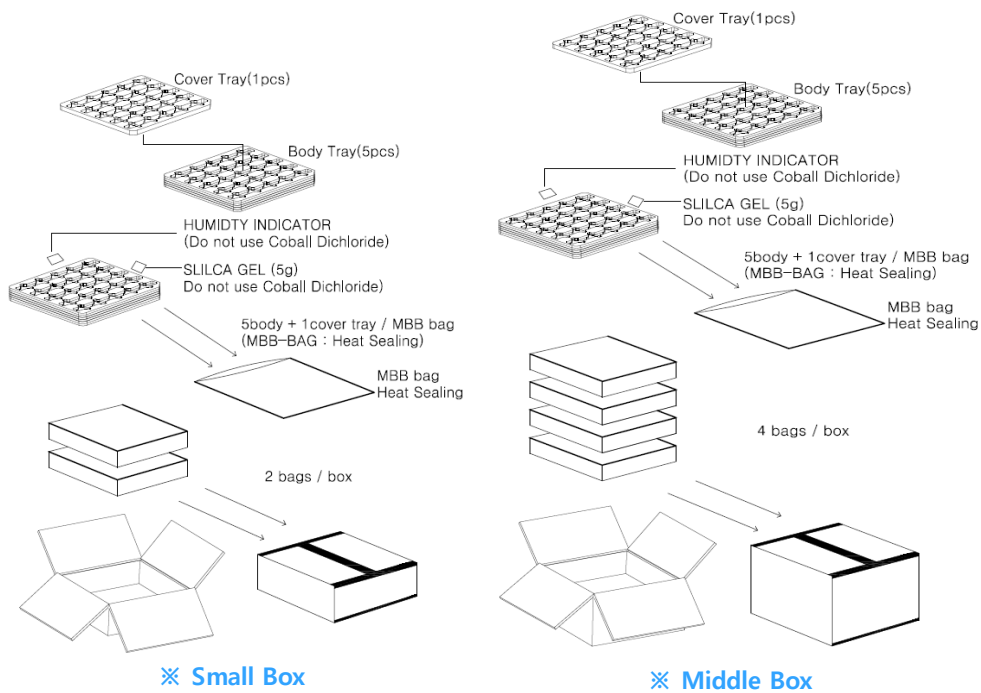


## 7.Packing Structure

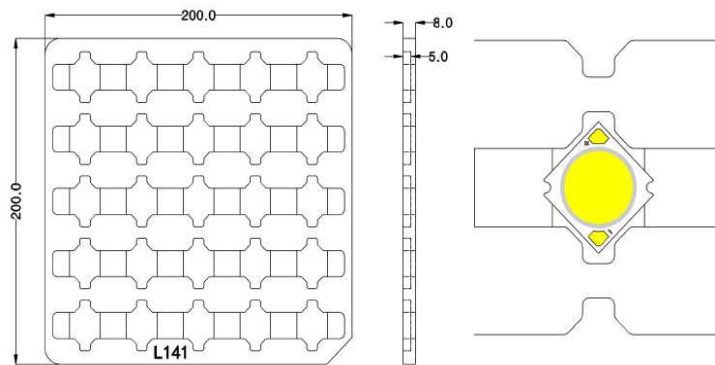
※Model : LC016D, LC019D, LC026D, LC033D

Packing material	Max. quantity in pcs of COB	Dimension(mm)				Tolerance
		Length	Width	Height		
Tray	25	200	200	8	1	
Aluminum Bag	125 (5 trays)	320	270	-	+/- 0.5	
Outer Box (Small)	250 (2 bags)	225	225	65	5	
Outer Box (Middle)	500 (4 bags)	225	225	130	5	

### a) Packing Structure



### b) Tray

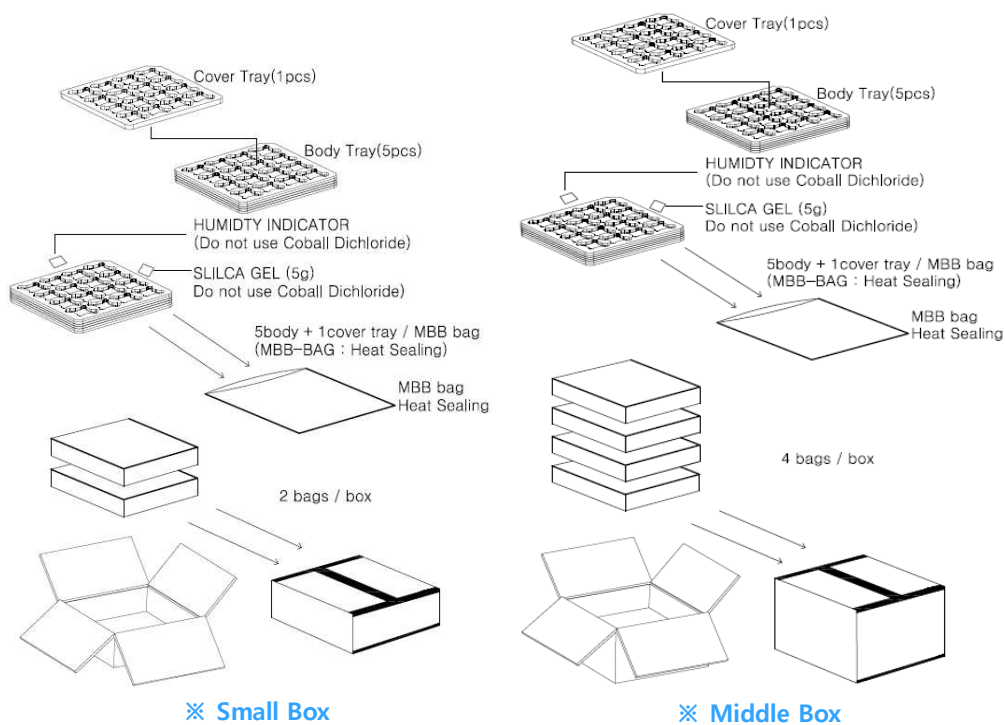


## 7.Packing Structure

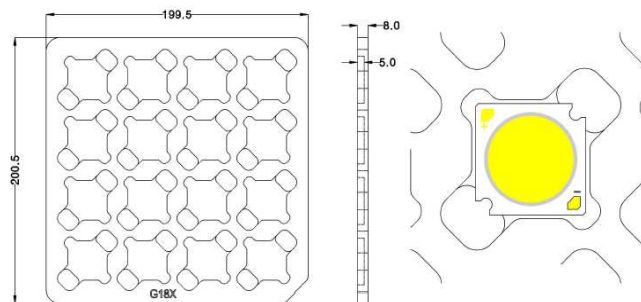
### ※Model : LC040D

Packing material	Max. quantity in pcs of COB	Dimension(mm)				Tolerance
		Length	Width	Height		
<b>Tray</b>	16	200	200	8	1	
<b>Aluminum Bag</b>	80 (5 trays)	320	270	-	+/- 0.5	
<b>Outer Box (Small)</b>	160 (2 bags)	225	225	65	5	
<b>Outer Box (Middle)</b>	320 (4 bags)	225	225	130	5	

### a) Packing Structure

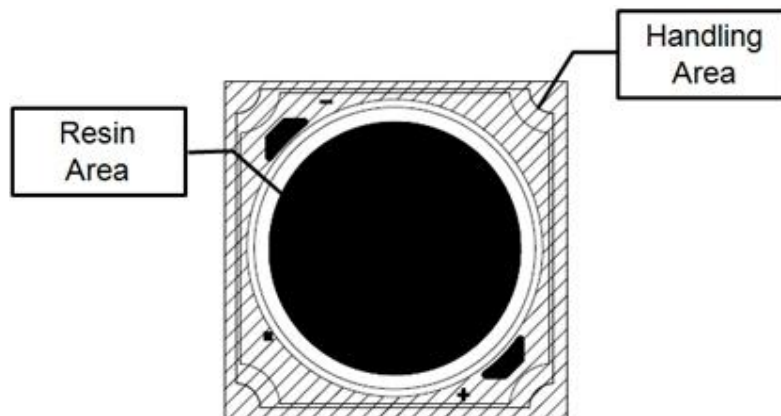


### b) Tray



## 8. Precautions in Handling & Use

- 1) This device should not be used in any type of fluid such as water, oil, organic solvent, etc. When cleaning is required, IPA is recommended as the cleaning agent. Some solvent-based cleaning agent may damage the silicone resins used in the device.
- 2) LEDs must be stored in a clean environment. If the LEDs are to be stored for three months or more after being shipped from Samsung, they should be packed with a nitrogen-filled container (shelf life of sealed bags is 12 months at temperature 0~40 °C, 0~90 % RH).
- 3) After storage bag is opened, device subjected to soldering, solder reflow, or other high temperature processes must be:
  - a. Mounted within 672 hours (28 days) at an assembly line with a condition of no more than 30 °C / 60 % RH, or
  - b. Stored at <10 % RH
- 4) Repack unused products with anti-moisture packing, fold to close any opening and then store in a dry place.
- 5) Devices require baking before mounting, if humidity card reading is >60 % at 23 ± 5 °C.
- 6) Devices must be baked for 1 hour at 60 ± 5 °C, if baking is required.
- 7) The LEDs are sensitive to the static electricity and surge current. It is recommended to use a wrist band or anti-electrostatic glove when handling the LEDs. If voltage exceeding the absolute maximum rating is applied to LEDs, it may cause damage or even destruction to LED devices. Damaged LEDs may show some unusual characteristics such as increase in leakage current, lowered turn-on voltage, or abnormal lighting of LEDs at low current.
- 8) The thermal management is one of the most critical factors for the LED lighting system. Especially the LED junction temperature should not exceed the absolute maximum rating while operation of LED lighting system.  
For more information, please refer to Application Note 'Mechanical & Thermal Guide for COB'.
- 9) In case of driving LEDs around the minimum current level ( $I_{f\_min}$ ), chips might exhibit different brightness due to the variation in I-V characteristics of each one. This is normal and does not adversely affect the performance of product.
- 10) VOCs (Volatile Organic Compounds) can be generated from adhesives, flux, hardener or organic additives used in luminaires (fixtures). Transparent LED silicone encapsulant is permeable to those chemicals and they may lead to a discoloration of encapsulant when they exposed to heat or light. This phenomenon can cause a significant loss of light emitted (output) from the luminaires. In order to prevent these problems, we recommend users to know the physical properties of materials used in luminaires and they must be carefully selected.
- 11) The resin area is very sensitive, please do not handle, press, touch, rub, clean, or pick by with tweezers on it. Instead, please pick at the handling area as indicated below.



# Legal and additional information.

## [About Samsung Electronics Co., Ltd.](#)

Samsung Electronics Co., Ltd. inspires the world and shapes the future with transformative ideas and technologies, redefining the worlds of TVs, smartphones, wearable devices, tablets, cameras, digital appliances, printers, medical equipment, network systems and semiconductors.

We are also leading in the Internet of Things space through, among others, our Digital Health and Smart Home initiatives. We employ 307,000 people across 84 countries. To discover more, please visit our official website at [www.samsung.com](http://www.samsung.com) and our official blog at [global.samsungtomorrow.com](http://global.samsungtomorrow.com).

Copyright © 2015 Samsung Electronics Co., Ltd. All rights reserved.

Samsung is a registered trademark of Samsung Electronics Co., Ltd.

Specifications and designs are subject to change without notice. Non-metric weights and measurements are approximate. All data were deemed correct at time of creation. Samsung is not liable for errors or omissions. All brand, product, service names and logos are trademarks and/or registered trademarks of their respective owners and are hereby recognized and acknowledged.

Samsung Electronics Co., Ltd.

95, Samsung 2-ro

Giheung-gu

Yongin-si, Gyeonggi-do, 446-711

KOREA

[www.samsungled.com](http://www.samsungled.com)

