



Chipsmall Limited consists of a professional team with an average of over 10 year of expertise in the distribution of electronic components. Based in Hongkong, we have already established firm and mutual-benefit business relationships with customers from,Europe,America and south Asia,supplying obsolete and hard-to-find components to meet their specific needs.

With the principle of “Quality Parts,Customers Priority,Honest Operation,and Considerate Service”,our business mainly focus on the distribution of electronic components. Line cards we deal with include Microchip,ALPS,ROHM,Xilinx,Pulse,ON,Everlight and Freescale. Main products comprise IC,Modules,Potentiometer,IC Socket,Relay,Connector.Our parts cover such applications as commercial,industrial, and automotives areas.

We are looking forward to setting up business relationship with you and hope to provide you with the best service and solution. Let us make a better world for our industry!



Contact us

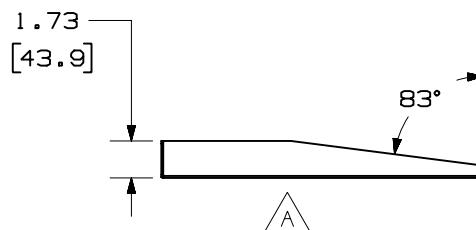
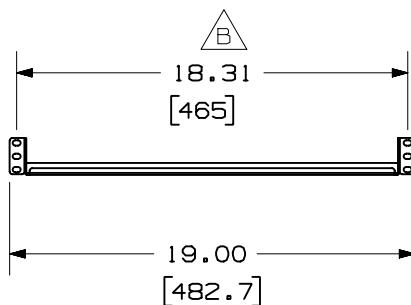
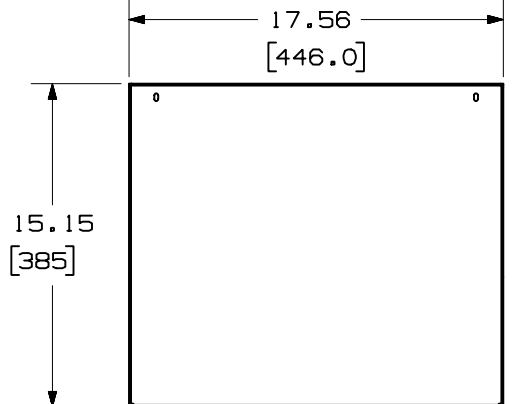
Tel: +86-755-8981 8866 Fax: +86-755-8427 6832

Email & Skype: info@chipsmall.com Web: www.chipsmall.com

Address: A1208, Overseas Decoration Building, #122 Zhenhua RD., Futian, Shenzhen, China



THIS COPY IS PROVIDED ON A RESTRICTED BASIS AND IS NOT TO BE USED IN ANY WAY DETRIMENTAL TO THE INTERESTS OF PANDUIT CORP.



PANDUIT P/N	WEIGHT
SRM19FM1	5.38LBS/EACH 2440.3g/EACH

NOTES:

1. IDENTIFICATION: RACK MOUNT SHELF 19"
FRONT MOUNT 1 RU

PART NO.
SRM19FM1

COLOR
GAVANNEALED STEEL WITH
BLACK POWDER COAT FINISH

2. COMPONENTS:

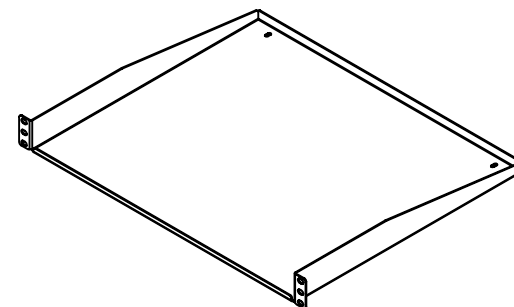
- (1) 19" RACK MOUNT SHELF
(4) #12-24 MOUNTING SCREWS
(4) M6 METRIC SCREWS



3. DIMENSIONS IN PARENTHESIS ARE METRIC.



4. LOAD RATED TO 45 LBS. (20KGS)



MODEL FILENAME		M10009BA_SRM19FM1_01.PRT	
CAD FILENAME/LAYERS		M10009BA_DC_01D.PRT	
PANDUIT CORP. TINLEY PARK, ILLINOIS			
19" RACK MOUNT SHELF (SRM19FM1) CUSTOMER DRAWING			
UNLESS OTHERWISE SPECIFIED, DIMENSIONAL TOLERANCES ARE: (.X) ± .03 (.XXX) ± .005 (.XX) ± .01 ANGLES ± 1°		UNLESS OTHERWISE SPECIFIED, ALL DIMENSIONS ARE GIVEN IN INCHES, THIRD ANGLE PROJECTION.	
DRAWN BY JDWE	MAT'L: SEE NOTES	SCALE 1/8	
DATE 9-5-01		DRAWING NO. 10009-06	DWG SIZE A
CHK'D RTSU			

REV	DATE	BY	CHK	DESCRIPTION	ECN	R	CUST	SUP	OTH
3	5-2-02	JDWE		D. ADDED METRIC SCREWS	10009-06				
2	9-25-01	MECA	MECA	C. ADDED NOTE 4	10009-06	RTSU			
1	9-21-01	JDWE	MECA	B. REASSOCIATED DIMENSION. A. REMOVED DIMENSION.	10009-06	RTSU			
R	9-5-01	JDWE	RTSU	RELEASE TO PRODUCTION	10009-06	RTSU			