



Chipsmall Limited consists of a professional team with an average of over 10 year of expertise in the distribution of electronic components. Based in Hongkong, we have already established firm and mutual-benefit business relationships with customers from,Europe,America and south Asia,supplying obsolete and hard-to-find components to meet their specific needs.

With the principle of “Quality Parts,Customers Priority,Honest Operation,and Considerate Service”,our business mainly focus on the distribution of electronic components. Line cards we deal with include Microchip,ALPS,ROHM,Xilinx,Pulse,ON,Everlight and Freescale. Main products comprise IC,Modules,Potentiometer,IC Socket,Relay,Connector.Our parts cover such applications as commercial,industrial, and automotives areas.

We are looking forward to setting up business relationship with you and hope to provide you with the best service and solution. Let us make a better world for our industry!



## Contact us

Tel: +86-755-8981 8866 Fax: +86-755-8427 6832

Email & Skype: info@chipsmall.com Web: www.chipsmall.com

Address: A1208, Overseas Decoration Building, #122 Zhenhua RD., Futian, Shenzhen, China





### Features

- Shielded construction
- Unit height of 7.0 mm max.
- Current up to 41 A
- RoHS compliant\*

This series is currently available, but not recommended for new designs. The newer SRP1265A series is recommended.

## SRP1270 Series - Shielded Power Inductors

### Electrical Specifications

Bourns Part No.	Inductance L (μH) ±20 %	I rms (A)	I sat (A)	DCR (mΩ) Max.	SRF (MHz) Typ.
SRP1270-R32M	0.32	46	65	0.9	95
SRP1270-R47M	0.47	41	65	1.2	85
SRP1270-R68M	0.68	35	60	1.6	65
SRP1270-1R0M	1.0	32	50	2.1	45
SRP1270-1R5M	1.5	27	48	2.6	31
SRP1270-1R8M	1.8	24	41	3.2	31
SRP1270-2R2M	2.2	22	40	4.2	25
SRP1270-3R3M	3.3	18	35	6.6	20
SRP1270-4R7M	4.7	15	30	11.2	15
SRP1270-5R6M	5.6	14	26.5	10.0	13
SRP1270-6R8M	6.8	12	21	14.0	12
SRP1270-8R2M	8.2	11	17	15.5	11
SRP1270-100M	10.0	10	16	16.8	10

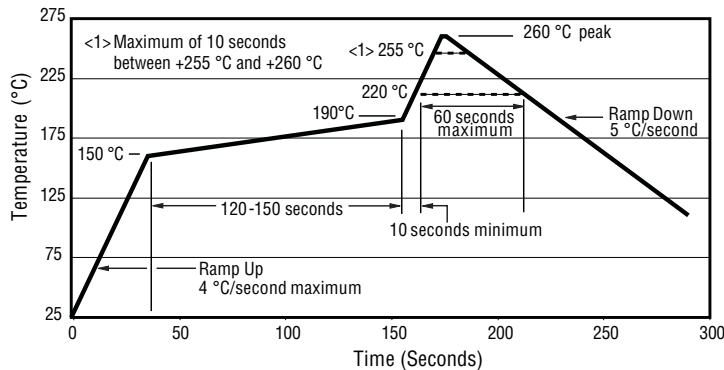
### General Specifications

Test Voltage ..... 1.0 V  
 Test Frequency ..... 100 KHz  
 Reflow Soldering .. 230 °C; 50 sec. max.  
 Operating Temperature  
 ..... -55 °C to +125 °C  
 (Temperature rise included)  
 Storage Temperature  
 ..... -55 °C to +125 °C  
 Resistance to Soldering Heat  
 ..... +260 °C for 10 sec.

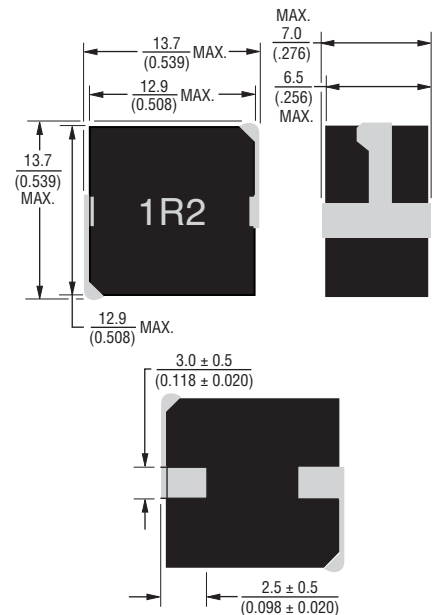
### Materials

Core ..... Iron  
 Wire ..... Enameled copper  
 Adhesive ..... Epoxy resin  
 Terminal ..... Ag/Ni/Sn  
 Rated Current ..... Ind. drops 20 % at Isat  
 Temperature Rise ..... 40 °C at rated I rms  
 Packaging ..... 400 pcs. per 13-inch reel

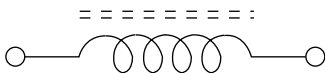
### Soldering Profile



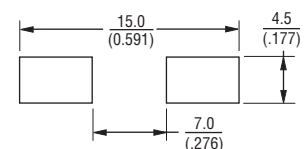
### Product Dimensions



### Electrical Schematic



### Recommended Layout



DIMENSIONS:  $\frac{\text{MM}}{\text{(INCHES)}}$

\*RoHS Directive 2002/95/EC Jan. 27, 2003 including annex and RoHS Recast 2011/65/EU June 8, 2011.

Specifications are subject to change without notice.

The device characteristics and parameters in this data sheet can and do vary in different applications and actual device performance may vary over time.

Users should verify actual device performance in their specific applications.

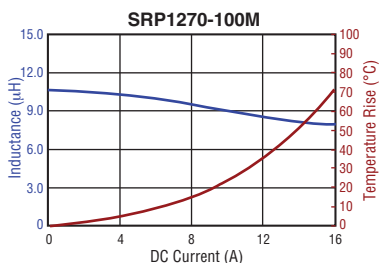
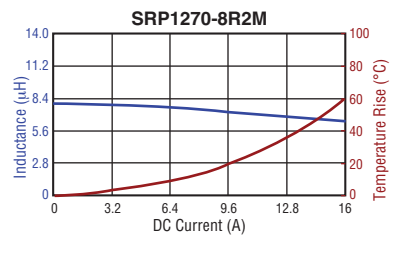
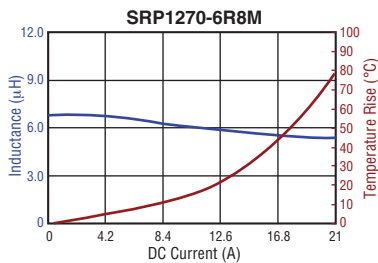
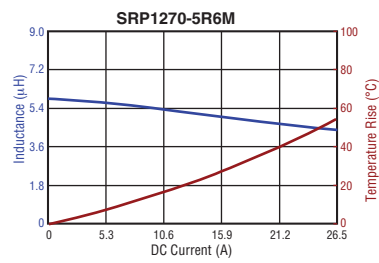
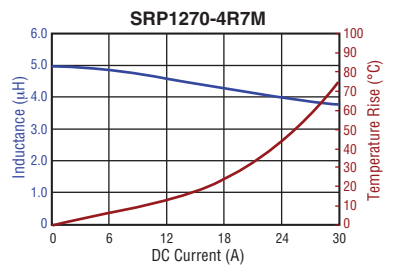
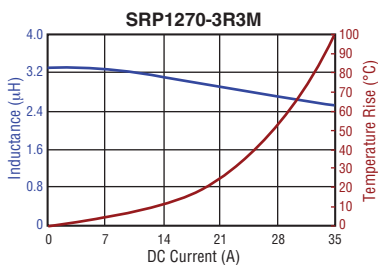
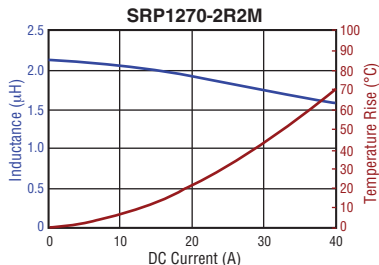
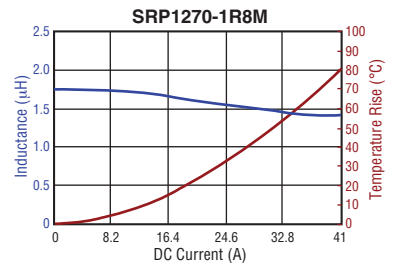
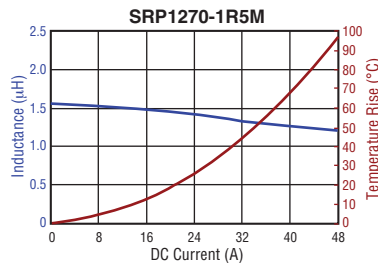
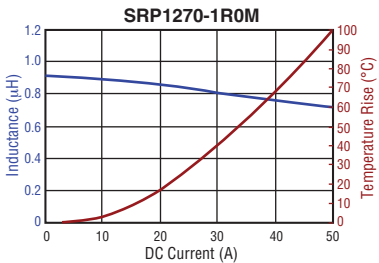
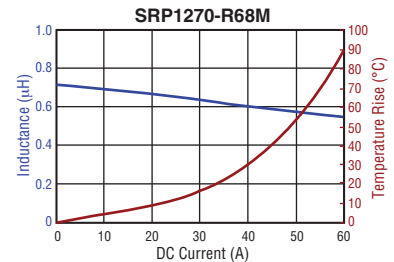
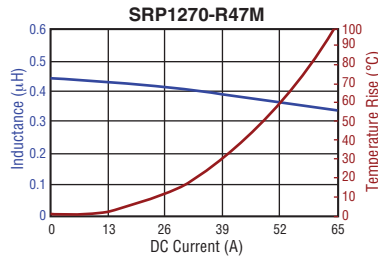
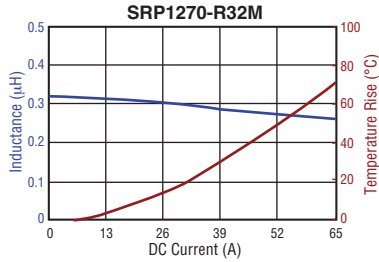
## Applications

- Input/output of DC/DC converters
- Power supplies for:
  - Portable communications equipment
  - Camcorders
  - LCD TVs
  - Car audio systems

# SRP1270 Series - Shielded Power Inductors

**BOURNS®**

### L vs. I Charts

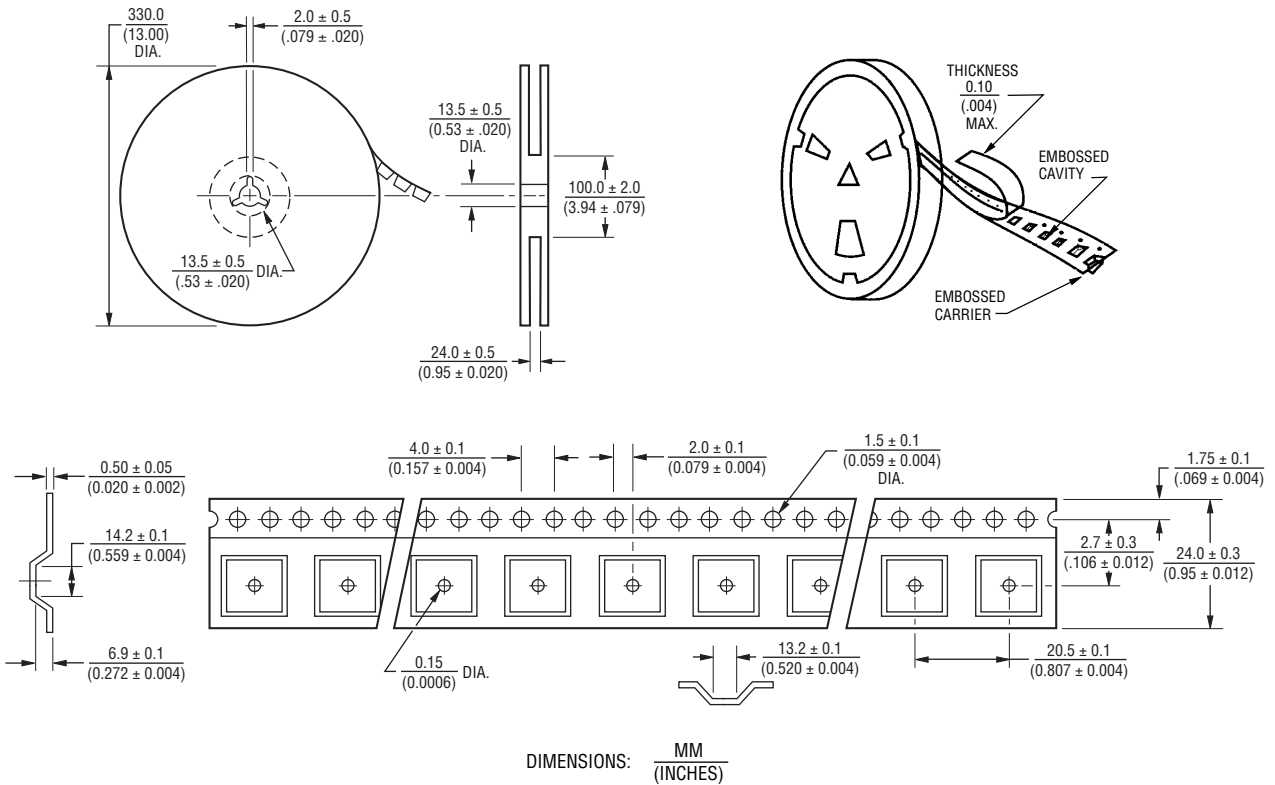


Specifications are subject to change without notice. The device characteristics and parameters in this data sheet can and do vary in different applications and actual device performance may vary over time. Users should verify actual device performance in their specific applications.

# SRP1270 Series - Shielded Power Inductors

**BOURNS®**

## Packaging Specifications



REV. 06/14

Specifications are subject to change without notice. The device characteristics and parameters in this data sheet can and do vary in different applications and actual device performance may vary over time. Users should verify actual device performance in their specific applications.