



Chipsmall Limited consists of a professional team with an average of over 10 year of expertise in the distribution of electronic components. Based in Hongkong, we have already established firm and mutual-benefit business relationships with customers from,Europe,America and south Asia,supplying obsolete and hard-to-find components to meet their specific needs.

With the principle of “Quality Parts,Customers Priority,Honest Operation,and Considerate Service”,our business mainly focus on the distribution of electronic components. Line cards we deal with include Microchip,ALPS,ROHM,Xilinx,Pulse,ON,Everlight and Freescale. Main products comprise IC,Modules,Potentiometer,IC Socket,Relay,Connector.Our parts cover such applications as commercial,industrial, and automotives areas.

We are looking forward to setting up business relationship with you and hope to provide you with the best service and solution. Let us make a better world for our industry!



Contact us

Tel: +86-755-8981 8866 Fax: +86-755-8427 6832

Email & Skype: info@chipsmall.com Web: www.chipsmall.com

Address: A1208, Overseas Decoration Building, #122 Zhenhua RD., Futian, Shenzhen, China





Features

- Shielded construction
- Carbonyl powder core
- High saturation current
- Inductance range: 0.1 to 22 μ H
- AEC-Q200 qualified
- RoHS compliant* and halogen free**

Applications

- Automotive systems:
 - Driver assistant
 - Information
 - Entertainment
 - Lighting
- DC/DC converters
- Power supplies

SRP4020TA Series - Shielded Power Inductors

Electrical Specifications @ 25 °C

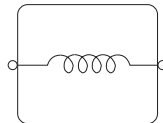
Bourns Part Number	Inductance @ 100 KHz / 1 V		Q (Min.) @ 100 KHz / 1 V	SRF (MHz) Typ.	DCR (m Ω) Typ.	DCR (m Ω) Max.	I _{rms} (A)	I _{sat} (A)	Terminal Type
	L (μ H)	Tol. (%)							
SRP4020TA-R10Y	0.10	±30	5	300	3.2	4	12	35	Lead Frame
SRP4020TA-R22Y	0.22	±30	10	270	6.6	7.3	11	24	
SRP4020TA-R33M	0.33	±20	10	130	7.8	8.6	10	18	
SRP4020TA-R47M	0.47	±20	10	120	11.2	14	8.0	12	
SRP4020TA-R56M	0.56	±20	10	105	13.5	16	7.3	10	
SRP4020TA-R68M	0.68	±20	10	100	16	19	7.0	10	
SRP4020TA-1R0M	1.0	±20	10	65	22	27	5.0	8.5	
SRP4020TA-1R2M	1.2	±20	10	64	25	30	4.8	7.8	
SRP4020TA-1R5M	1.5	±20	10	62	34.8	42	4.5	7.0	
SRP4020TA-2R2M	2.2	±20	10	45	51	61	4.0	6.0	
SRP4020TA-3R3M	3.3	±20	10	40	69	76	3.5	4.0	
SRP4020TA-4R7M	4.7	±20	10	27	95	105	2.6	3.5	
SRP4020TA-5R6M	5.6	±20	10	25	112	125	2.2	3.0	
SRP4020TA-6R8M	6.8	±20	10	24	150	172	2.1	2.8	
SRP4020TA-8R2M	8.2	±20	10	21	158	180	2.0	2.5	
SRP4020TA-100M	10.0	±20	10	19	215	243	1.8	2.3	
SRP4020TA-150M	15.0	±20	10	17	325	374	1.5	1.9	
SRP4020TA-220M	22.0	±20	10	12	470	500	1.2	1.4	

How to Order

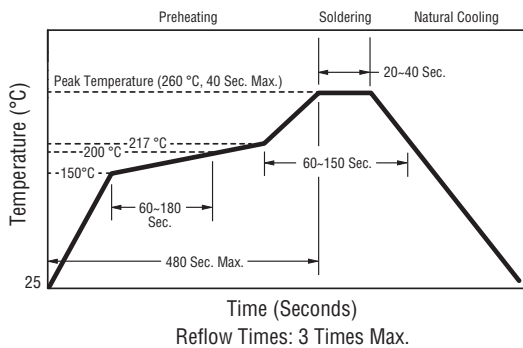
SRP4020TA - 100M

Model _____
Value Code (see table) _____

Electrical Schematic



Soldering Profile



Peak Temperature: 260 °C max.
Max. Peak Temperature 260 °C: 40 sec. max.
Max. Time Above 217 °C: 60-150 sec. max.

General Specifications

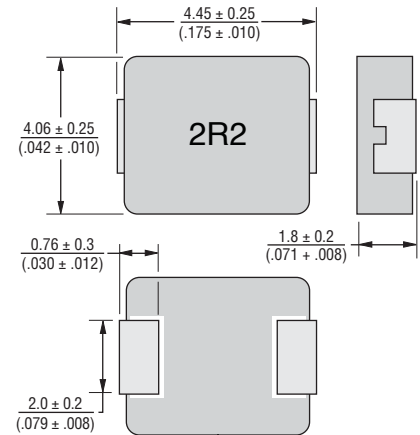
Test Voltage 1.0 V
Test Frequency 100 KHz
Operating Temperature -40 °C to +150 °C
(Temperature rise included)
Storage Temperature -40 °C to +125 °C
Rated Current Inductance drops 20 % at I_{sat}
Temperature Rise 40 °C at rated I_{rms}
Resistance to Soldering Heat +260 °C, 40 sec. max.

Materials

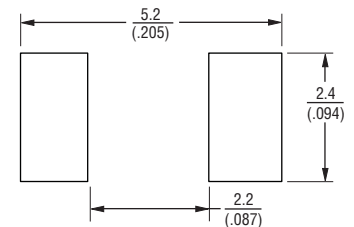
Core Carbonyl powder
Wire Enameled copper
Terminal Finish Sn
Packaging 3000 pcs. per 13-inch reel

Product Dimensions

Lead Frame Terminal



Recommended Layout



DIMENSIONS: $\frac{\text{MM}}{\text{(INCHES)}}$

* RoHS Directive 2002/95/EC Jan. 27, 2003 including annex and RoHS Recast 2011/65/EU June 8, 2011.

**Bourns considers a product to be "halogen free" if (a) the Bromine (Br) content is 900 ppm or less; (b) the Chlorine (Cl) content is 900 ppm or less; and (c) the total Bromine (Br) and Chlorine (Cl) content is 1500 ppm or less.

Specifications are subject to change without notice.

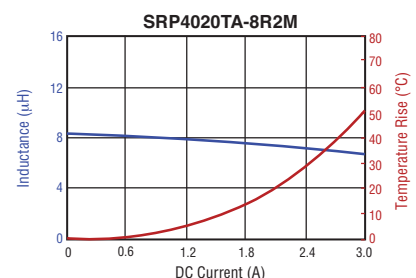
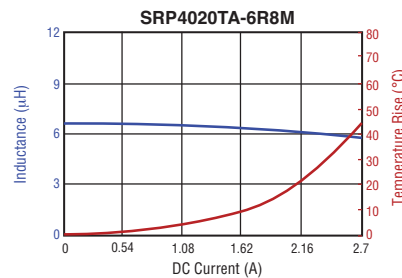
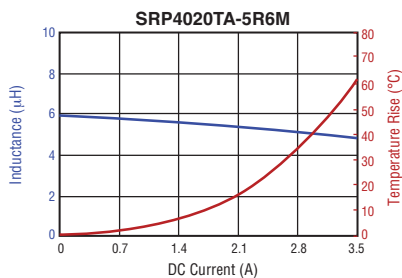
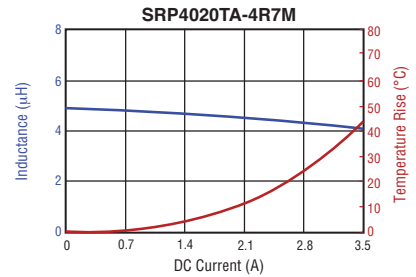
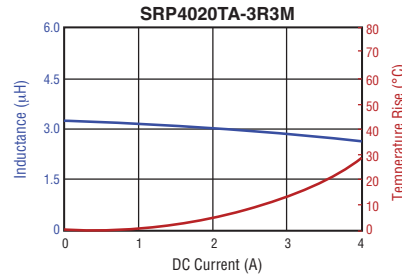
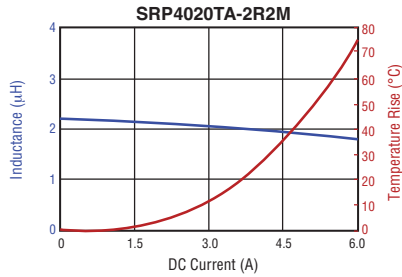
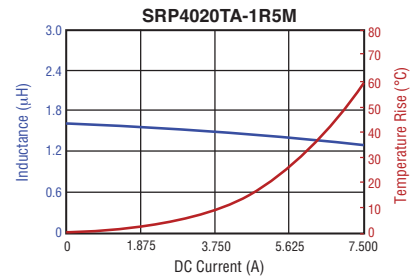
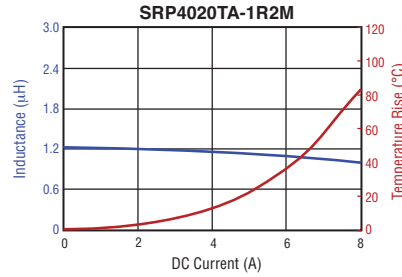
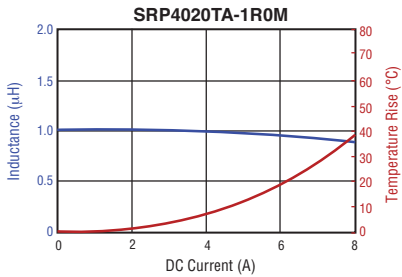
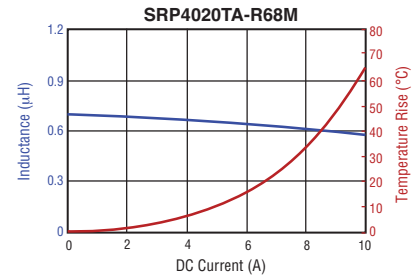
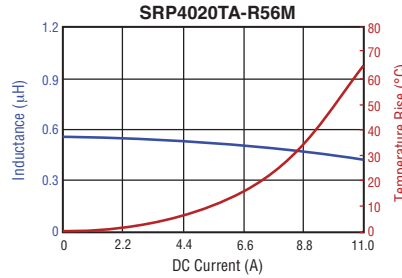
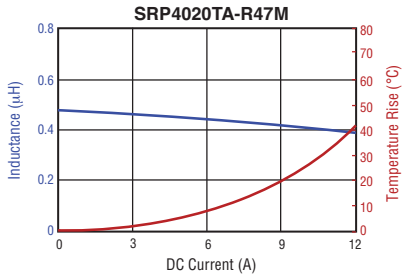
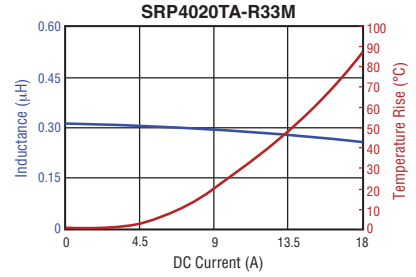
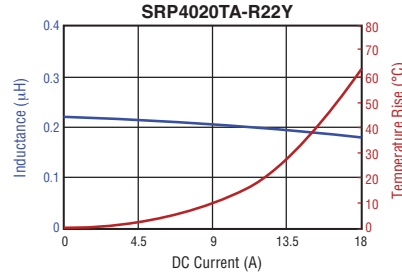
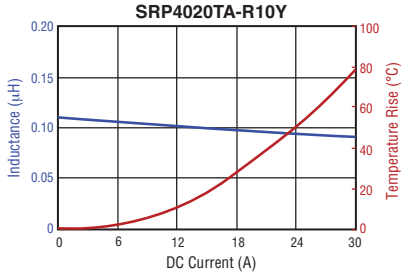
The device characteristics and parameters in this data sheet can and do vary in different applications and actual device performance may vary over time.

Users should verify actual device performance in their specific applications.

SRP4020TA Series - Shielded Power Inductors



L vs. I Charts

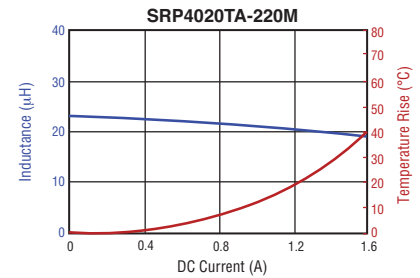
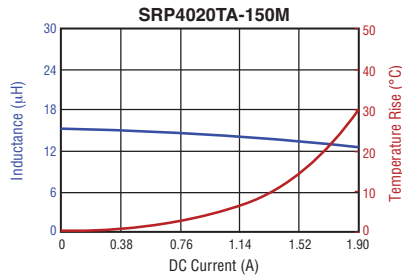
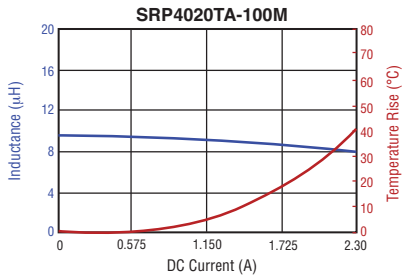


Specifications are subject to change without notice. The device characteristics and parameters in this data sheet can and do vary in different applications and actual device performance may vary over time. Users should verify actual device performance in their specific applications.

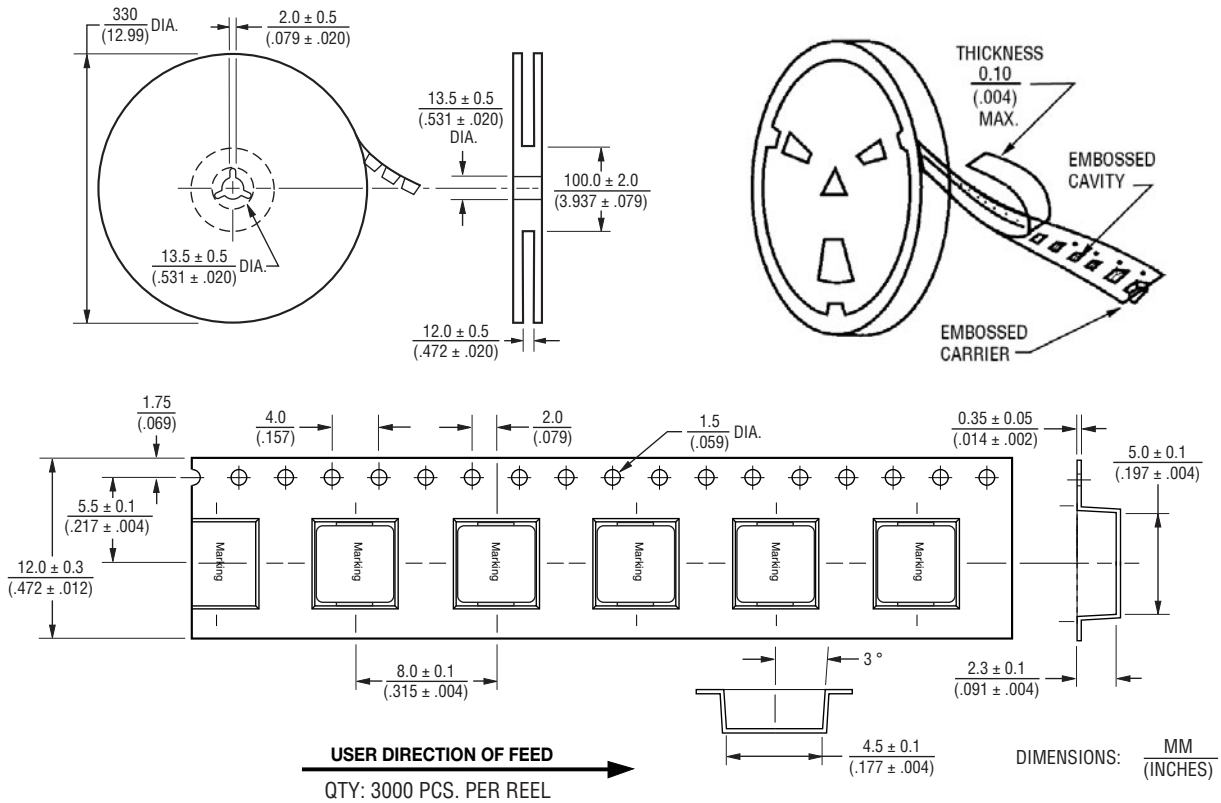
SRP4020TA Series - Shielded Power Inductors



L vs. I Charts



Packaging Specifications



REV. 09/16

Specifications are subject to change without notice.
 The device characteristics and parameters in this data sheet can and do vary in different applications and actual device performance may vary over time.
 Users should verify actual device performance in their specific applications.