



Chipsmall Limited consists of a professional team with an average of over 10 year of expertise in the distribution of electronic components. Based in Hongkong, we have already established firm and mutual-benefit business relationships with customers from,Europe,America and south Asia,supplying obsolete and hard-to-find components to meet their specific needs.

With the principle of “Quality Parts,Customers Priority,Honest Operation,and Considerate Service”,our business mainly focus on the distribution of electronic components. Line cards we deal with include Microchip,ALPS,ROHM,Xilinx,Pulse,ON,Everlight and Freescale. Main products comprise IC,Modules,Potentiometer,IC Socket,Relay,Connector.Our parts cover such applications as commercial,industrial, and automotives areas.

We are looking forward to setting up business relationship with you and hope to provide you with the best service and solution. Let us make a better world for our industry!




Contact us

Tel: +86-755-8981 8866 Fax: +86-755-8427 6832

Email & Skype: info@chipsmall.com Web: www.chipsmall.com

Address: A1208, Overseas Decoration Building, #122 Zhenhua RD., Futian, Shenzhen, China





Features

- Available in E6 series
- Unit height of 1.1 mm
- Current up to 1800 mA
- RoHS compliant*

Applications

- Input/output of DC/DC converters
- Power supplies for:
 - Portable communication equipment
 - Camcorders
 - LCD TVs
 - Car radios

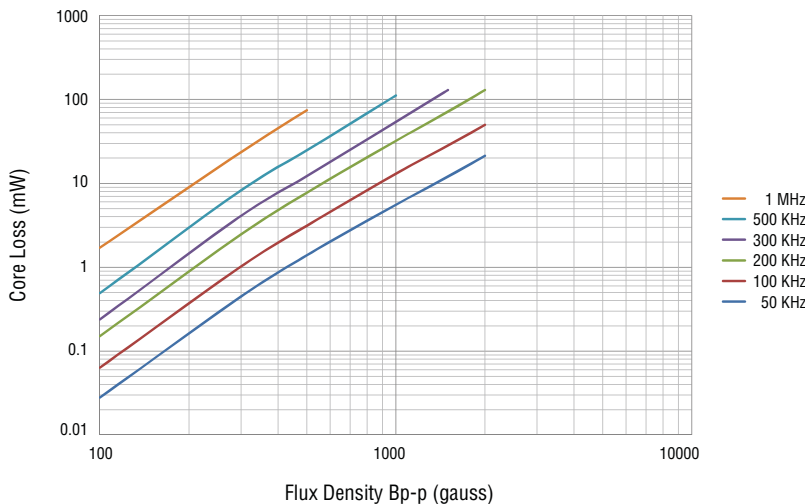
SRU5011 Series - Shielded SMD Power Inductors

Electrical Specifications

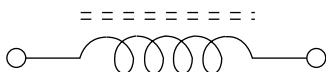
Bourns Part Number	Inductance @ 100 KHz		Q Ref.	Test Freq. (MHz)	SRF Min. (MHz)	RDC (mΩ)	I rms Max. (A)	I sat Typ. (A)	**K-Factor
	L (μH)	Tol. (%)							
SRU5011-1R5Y	1.5	±30	8	7.96	195.0	32	1.80	1.50	904
SRU5011-2R5Y	2.5	±30	8	7.96	125.0	52	1.30	1.10	765
SRU5011-3R3Y	3.3	±30	8	7.96	110.0	66	1.15	0.94	585
SRU5011-4R7Y	4.7	±30	8	7.96	85.0	95	1.00	0.82	524
SRU5011-6R8Y	6.8	±30	8	7.96	70.0	130	0.82	0.68	398
SRU5011-100Y	10.0	±30	12	7.96	50.0	170	0.70	0.58	368
SRU5011-150Y	15.0	±30	12	2.52	42.0	250	0.60	0.48	284
SRU5011-220Y	22.0	±30	14	2.52	38.0	380	0.50	0.40	231
SRU5011-330Y	33.0	±30	14	2.52	30.0	550	0.38	0.30	188
SRU5011-470Y	47.0	±30	16	2.52	25.0	800	0.32	0.26	163
SRU5011-680Y	68.0	±30	14	2.52	20.0	1240	0.26	0.22	136
SRU5011-101Y	100.0	±30	30	0.796	15.0	1600	0.20	0.18	112

**K-Factor: To calculate core flux density, B_{p-p} (gauss) = $K \times L(\mu H) \times \Delta I$ (peak-to-peak ripple current, A), determine core loss from *Core Loss vs. Flux Density* plot.

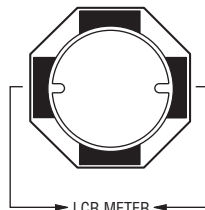
Core Loss vs. Flux Density



Electrical Schematic



Inductor Connection



* RoHS Directive 2002/95/EC Jan. 27, 2003 including annex and RoHS Recast 2011/65/EU June 8, 2011. Specifications are subject to change without notice. The device characteristics and parameters in this data sheet can and do vary in different applications and actual device performance may vary over time. Users should verify actual device performance in their specific applications.

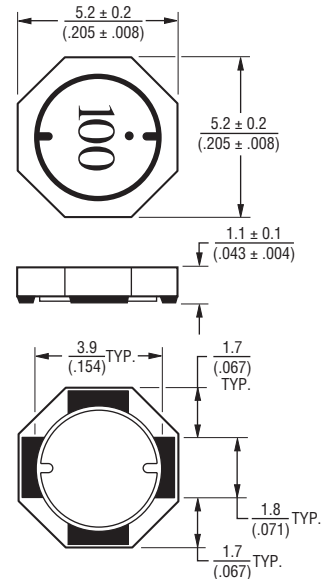
General Specifications

Test Voltage 0.1 V
 Reflow Soldering .. 230 °C, 50 sec. max.
 Operating Temp. -40 °C to +125 °C
 (Temperature rise included)
 Storage Temperature... -40 °C to +125 °C
 Resistance to Soldering Heat
 +260 °C for 10 sec.

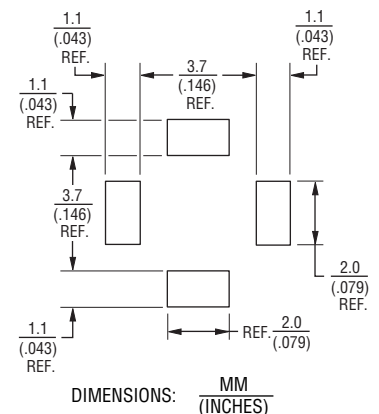
Materials

Core Ferrite DR and RI core
 Wire Enameled copper
 Terminal Ag/Ni/Sn
 Rated Current.. Ind. drop 35 % typ. at Isat
 Temperature Rise
 25 °C max. at rated Irms
 Packaging 1500 pcs. per reel

Product Dimensions



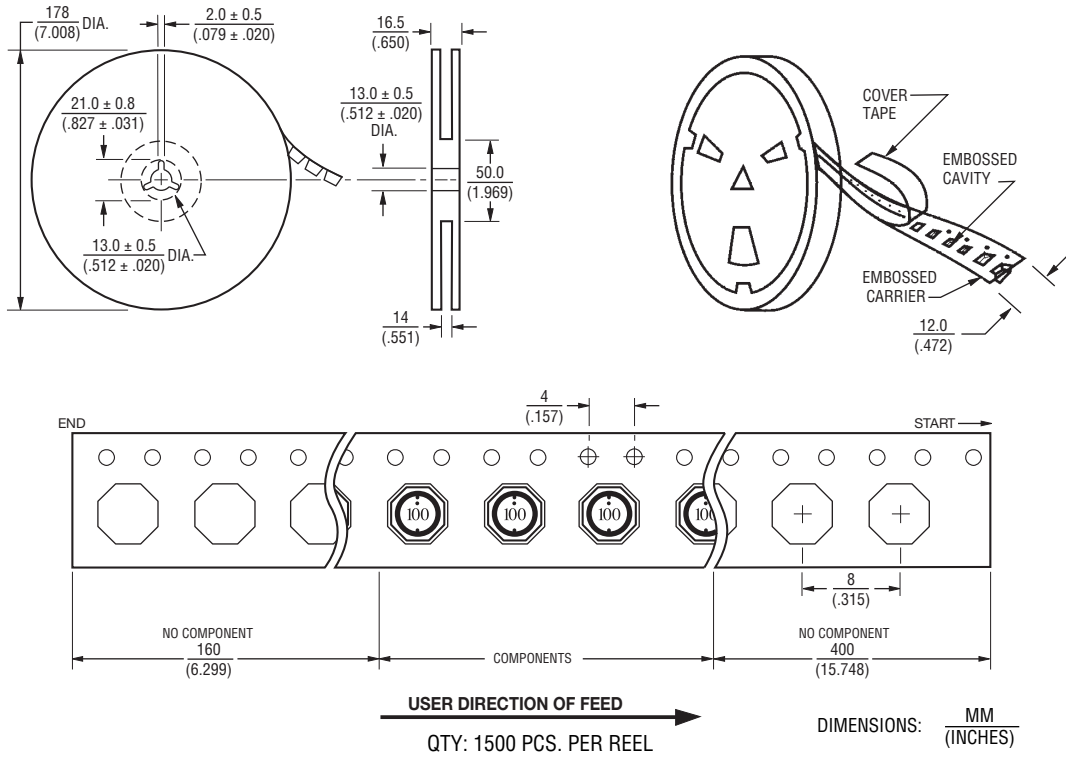
Recommended Layout



SRU5011 Series - Shielded SMD Power Inductors

BOURNS®

Packaging Specifications



REV. 11/13

Specifications are subject to change without notice.
 The device characteristics and parameters in this data sheet can and do vary in different applications and actual device performance may vary over time.
 Users should verify actual device performance in their specific applications.