



Chipsmall Limited consists of a professional team with an average of over 10 year of expertise in the distribution of electronic components. Based in Hongkong, we have already established firm and mutual-benefit business relationships with customers from,Europe,America and south Asia,supplying obsolete and hard-to-find components to meet their specific needs.

With the principle of "Quality Parts,Customers Priority,Honest Operation,and Considerate Service",our business mainly focus on the distribution of electronic components. Line cards we deal with include Microchip,ALPS,ROHM,Xilinx,Pulse,ON,Everlight and Freescale. Main products comprise IC,Modules,Potentiometer,IC Socket,Relay,Connector.Our parts cover such applications as commercial,industrial, and automotives areas.

We are looking forward to setting up business relationship with you and hope to provide you with the best service and solution. Let us make a better world for our industry!



Contact us

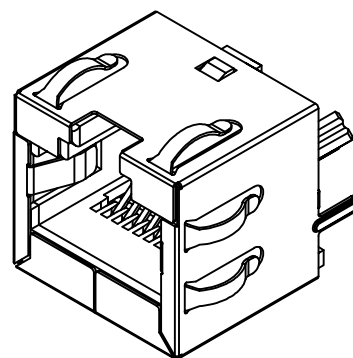
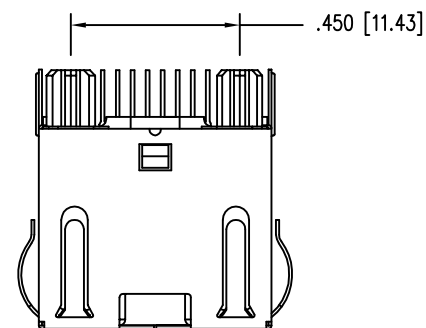
Tel: +86-755-8981 8866 Fax: +86-755-8427 6832

Email & Skype: info@chipsmall.com Web: www.chipsmall.com

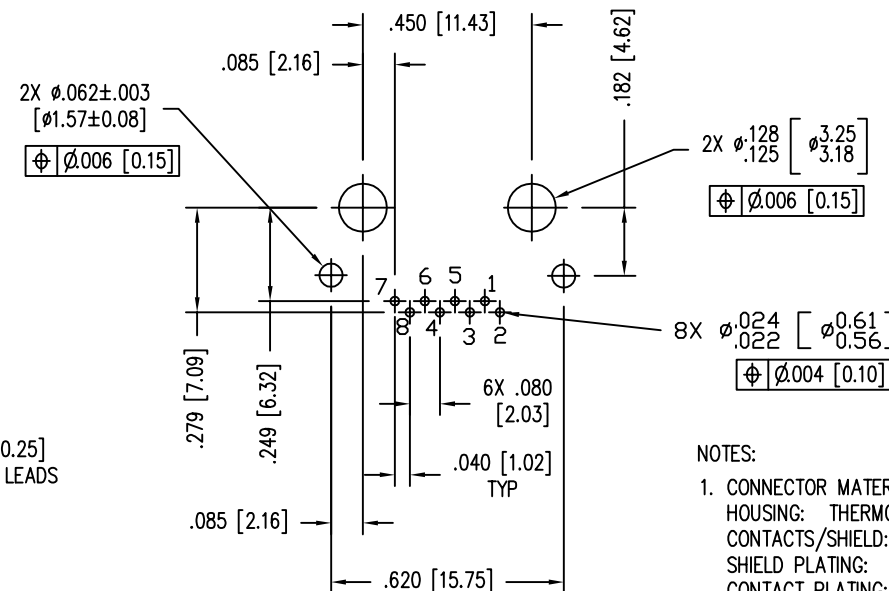
Address: A1208, Overseas Decoration Building, #122 Zhenhua RD., Futian, Shenzhen, China



DATE	REV	ECN	APP'D. BY
03-27-09	A1	8694	DHG
04-08-09	A2	8705	DHG
04-16-10	A3	8955	DHG
5-30-12	A4	9482	SMN
1-12-15	A5	10180	TRM



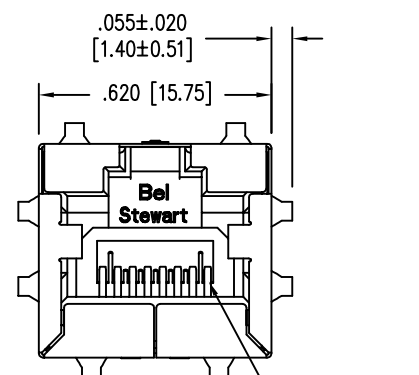
ISOMETRIC VIEW



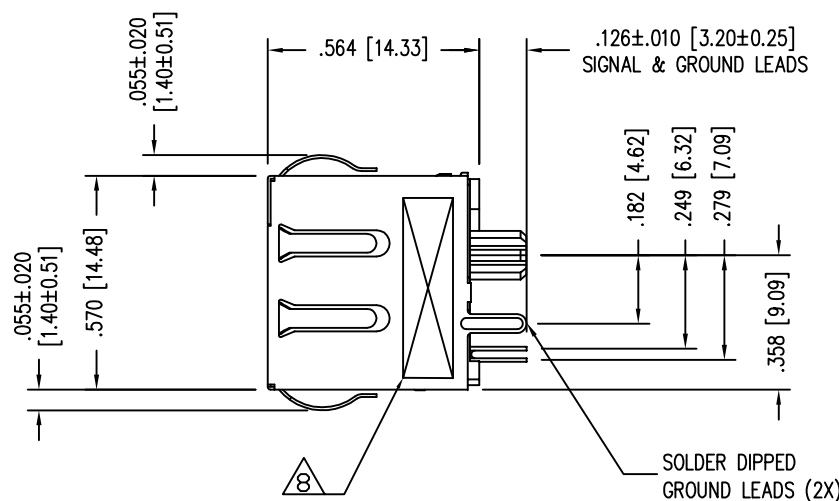
P.C.B. RECOMMENDED HOLE LAYOUT
SEEN FROM COMPONENT SIDE
ALL CENTERLINE DIMENSIONS ARE BASIC.

NOTES:

- CONNECTOR MATERIALS:
HOUSING: THERMOPLASTIC UL94 V-0
CONTACTS/SHIELD: COPPER ALLOY
SHIELD PLATING: NICKEL OR TIN
CONTACT PLATING: SELECTIVE GOLD IN CONTACT AREA
SEE CHART FOR PART NUMBER
- DESIGNED FOR CATEGORY 6A APPLICATIONS.
- DIMENSIONS AND TOLERANCES COMPLY WITH FCC/CFR 47, PART 68.
- THE SUGGESTED PANEL OPENING IS INTENDED TO GIVE USER THE ABILITY TO HAVE REASONABLE JACK/PANEL CLEARANCES, YET MAINTAIN GROUNDING CAPABILITY. THESE VARIABLES CAN BE ADJUSTED IN EITHER DIRECTION BUT MAY CARRY SOME CONSEQUENCES IN THE FORM OF LOWER MATING FORCES OR TIGHTER ASSEMBLY TOLERANCES.
- THE ASSEMBLY SHALL WITHSTAND 1414 VDC BETWEEN CONTACTS FOR 60 SECONDS, MIN.
- HIGH TEMPERATURE PLASTIC; WAVE SOLDER COMPATIBLE TO 260°C
- FOR PRODUCT SPECIFICATION SEE PR033-01
- LOGO, PART NUMBER AND DATE CODE LOCATED APROX. IN THIS AREA.
- FOR PROPER JACK FUNCTION AND PERFORMANCE, TIA-1096 COMPLIANT PLUGS MUST BE USED.



RJ45 1

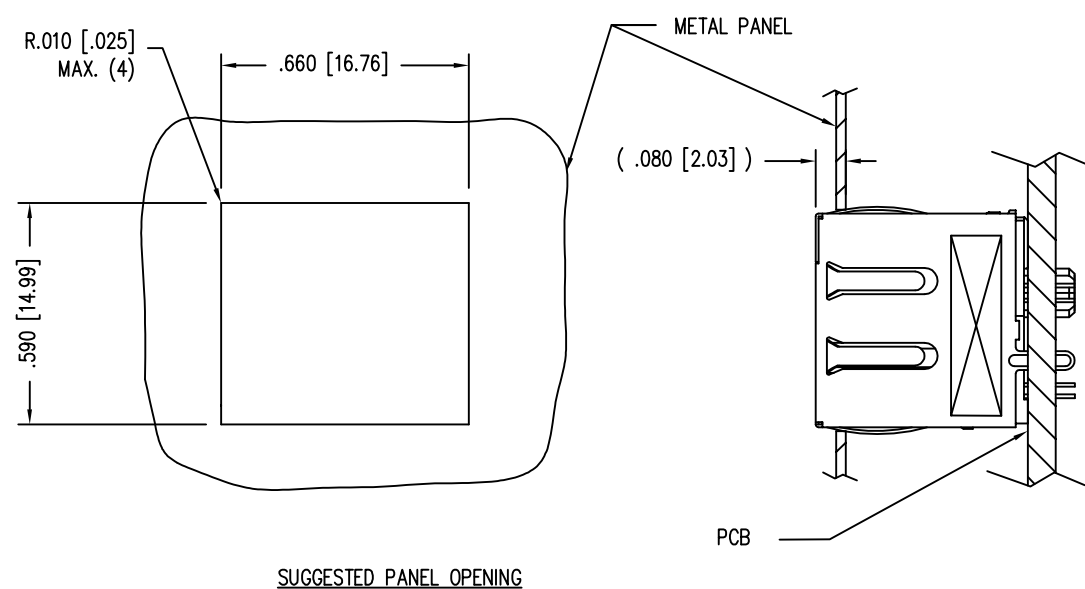


SOLDER DIPPED GROUND LEADS (2X)

POSITIONS	1 TO 3	3 TO 5	3 TO 7	2 TO 6	4 TO 6	6 TO 8
CAPACITANCE +/- 80 FEMTOFARADS	500	1050	350	350	1050	500

CAPACITANCE CHARACTERISTICS OF ASSEMBLED CONNECTOR

50 MICRO-INCHES [1.27um]	SS-60300-014
CONTACT PLATING IN MATING AREA	PART NUMBER

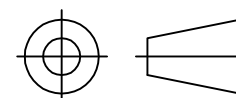


SUGGESTED PANEL OPENING

PATENTED

RoHS

THIRD ANGLE PROJECTION



DO NOT SCALE DRAWING
DRAWING IS SUBJECT TO CHANGE WITHOUT NOTICE

DIMENSIONS: INCHES [METRIC]

UNLESS OTHERWISE SPECIFIED TOLERANCES ARE ±.005 [0.13] ANGLES ARE ± 1°

SHEET NO. 1 OF 1



1118 Susquehanna Trail South
Glen Rock, PA 17327-9199
(717) 235-7512

http://www.stewartconnector.com

TITLE: CATEGORY 6A, VERTICAL SHIELDED JACK WITH PANEL GROUNDS

THIS DRAWING AND THE SUBJECT MATTER SHOWN THEREON ARE CONFIDENTIAL AND THE PROPRIETARY PROPERTY OF STEWART CONNECTOR AND SHALL NOT BE REPRODUCED, COPIED, OR USED IN ANY MANNER WITHOUT PRIOR WRITTEN CONSENT OF STEWART CONNECTOR. THIS PRODUCT MAY BE PROTECTED BY ONE OR MORE OF THE FOLLOWING US PATENTS: 5791942 6217391 6368159 6419526 6602097 687722 6964587 7048590 7086909 7568950 7686650 OTHER PATENTS MAY BE PENDING.

DRN BY: DHG	DATE: 03-27-09
APPD BY: TRM	DATE: 04-02-09
DWG NO. CT600053	REV. A5