



Chipsmall Limited consists of a professional team with an average of over 10 year of expertise in the distribution of electronic components. Based in Hongkong, we have already established firm and mutual-benefit business relationships with customers from,Europe,America and south Asia,supplying obsolete and hard-to-find components to meet their specific needs.

With the principle of "Quality Parts,Customers Priority,Honest Operation,and Considerate Service",our business mainly focus on the distribution of electronic components. Line cards we deal with include Microchip,ALPS,ROHM,Xilinx,Pulse,ON,Everlight and Freescale. Main products comprise IC,Modules,Potentiometer,IC Socket,Relay,Connector.Our parts cover such applications as commercial,industrial, and automotives areas.

We are looking forward to setting up business relationship with you and hope to provide you with the best service and solution. Let us make a better world for our industry!



## Contact us

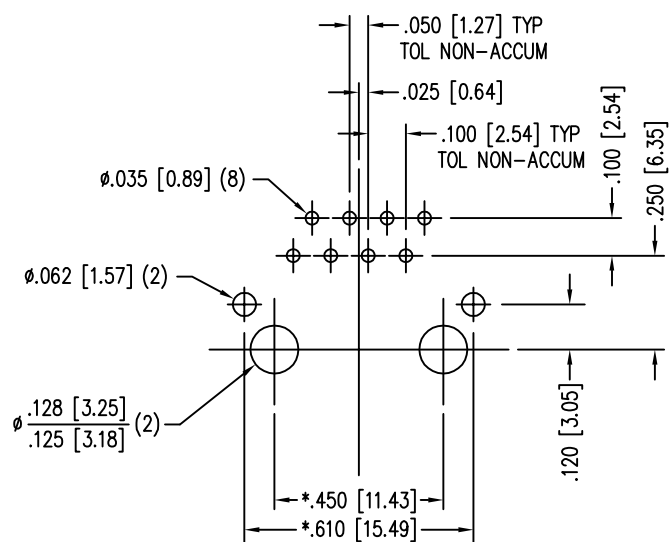
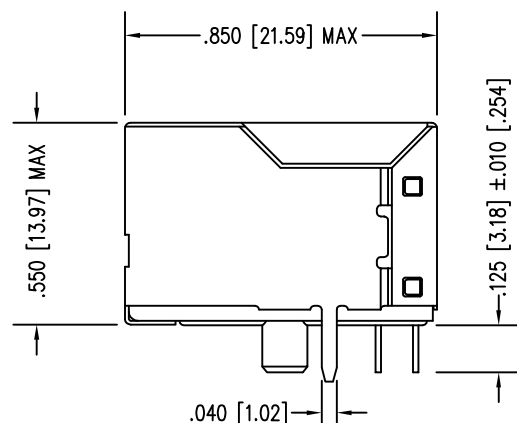
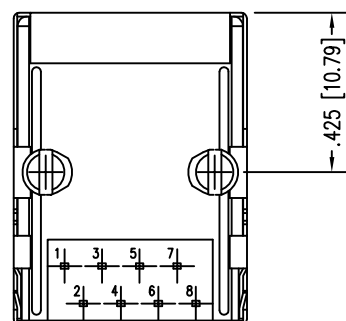
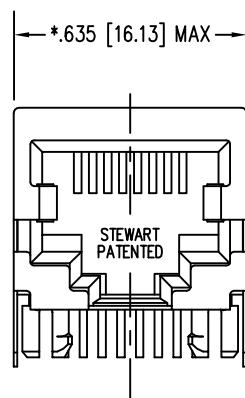
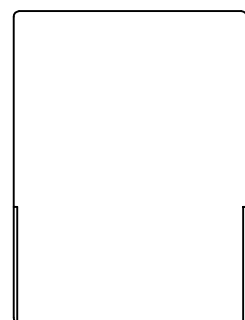
Tel: +86-755-8981 8866 Fax: +86-755-8427 6832

Email & Skype: info@chipsmall.com Web: www.chipsmall.com

Address: A1208, Overseas Decoration Building, #122 Zhenhua RD., Futian, Shenzhen, China



DATE	REV	ECN	APP'D. BY
2/2/06	A3	7457	JM
6/19/12	A4	9513	SMN
1/16/15	A5	10211	TRM

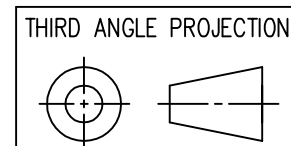


P.C.B. RECOMMENDED HOLE LAYOUT  
SEEN FROM COMPONENT SIDE  
TOLERANCE ±.003 [0.08] UNLESS OTHERWISE SPECIFIED

NOTES:

- CONNECTOR MATERIALS:  
HOUSING: THERMOPLASTIC UL94 V-0  
CONTACTS/SHIELD: COPPER ALLOY  
SHIELD PLATING: NICKEL OR TIN  
CONTACT PLATING: SELECTIVE GOLD IN CONTACT AREA  
SEE CHART FOR PART NUMBER
- FOR PRODUCT SPECIFICATIONS SEE PRO22-01.
- TOLERANCES COMPLY WITH F.C.C. DIMENSION REQUIREMENTS.
- THE SUGGESTED PANEL OPENING IS INTENDED TO GIVE USER THE ABILITY TO HAVE REASONABLE JACK/PANEL CLEARANCES, YET MAINTAIN GROUNDING CAPABILITY. THESE VARIABLES CAN BE ADJUSTED IN EITHER DIRECTION BUT MAY CARRY SOME CONSEQUENCES IN THE FORM OF LOWER MATING FORCES OR TIGHTER ASSEMBLY TOLERANCES.

30 MICRO-INCHES [0.76um]	SS-7288SFR1-A-NF
CONTACT PLATING IN MATING AREA	PART NUMBER



1118 Susquehanna Trail South  
Glen Rock, PA 17327-9199  
(717) 235-7512  
<http://www.stewartconnector.com>

DO NOT SCALE DRAWING  
DRAWING IS SUBJECT TO  
CHANGE WITHOUT NOTICE

TITLE: EIGHT CONTACT, EIGHT POSTION, SHIELDED FILTER JACK  
FERRITE INSERT, NON-FLANGE

DIMENSIONS: INCHES [METRIC]  
UNLESS OTHERWISE SPECIFIED  
TOLERANCES ARE ±.005 [0.13]  
ANGLES ARE ± 1°

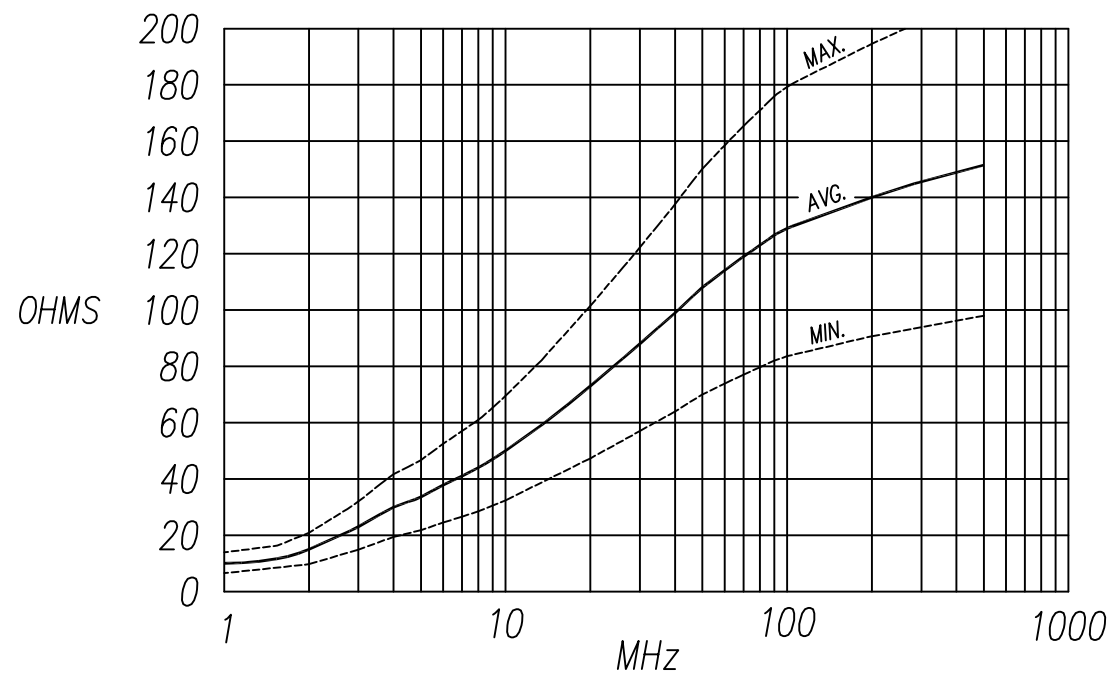
THIS DRAWING AND THE SUBJECT MATTER SHOWN THEREON ARE CONFIDENTIAL AND THE PROPRIETARY PROPERTY OF STEWART CONNECTOR AND SHALL NOT BE REPRODUCED, COPIED, OR USED IN ANY MANNER WITHOUT PRIOR WRITTEN CONSENT OF STEWART CONNECTOR. THIS PRODUCT MAY BE PROTECTED BY ONE OR MORE OF THE FOLLOWING US PATENTS:  
5791942 6217391 6368159 6419526 6602097 687722  
6964587 7048590 7086909 7568950 7686650  
OTHER PATENTS MAY BE PENDING.

DRN BY:	KRL	DATE	2/2/06
APPD BY:	JM	DATE	2-3-06
DWG NO.	CT720001	REV.	A5

SHEET NO. 1 OF 2



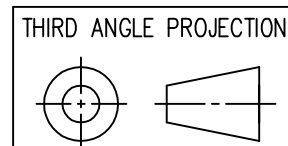
FERRITE MATERIAL CHARACTERISTICS			
FERRITE MATERIAL DESIGNATION	NOISE SUPPRESSION RANGE	INITIAL PERMEABILITY @ B < 10 gauss	VOLUME RESISTIVITY OHM-CM.
FR1	30 MHz TO 200 MHz	500 TO 1500	$\geq 10^8$



IMPEDANCE CURVE for 7288FR1 INSERT

— AVERAGE IMPEDANCE CURVE  
 - - - - - MAX. & MIN. IMPEDANCE CURVES

NOTE:  
 MAXIMUM AND MINIMUM IMPEDANCE VALUES ARE DEPENDENT ON:  
 1) HOLE POSITION WITHIN THE INSERT'S GEOMETRY, AND  
 2) FERRITE MATERIAL'S IMPEDANCE VALUE TOLERANCE OF  $\pm 25\%$ .



1118 Susquehanna Trail South  
 Glen Rock, PA 17327-9199  
 (717) 235-7512  
<http://www.stewartconnector.com>

DO NOT SCALE DRAWING  
 DRAWING IS SUBJECT TO CHANGE WITHOUT NOTICE

TITLE: EIGHT CONTACT, EIGHT POSTION, SHIELDED FILTER JACK  
 FERRITE INSERT, NON-FLANGE

DIMENSIONS: INCHES [METRIC]  
 UNLESS OTHERWISE SPECIFIED TOLERANCES ARE  $\pm .005$  [0.13]  
 ANGLES ARE  $\pm 1^\circ$

THIS DRAWING AND THE SUBJECT MATTER SHOWN THEREON ARE CONFIDENTIAL AND THE PROPRIETARY PROPERTY OF STEWART CONNECTOR AND SHALL NOT BE REPRODUCED, COPIED, OR USED IN ANY MANNER WITHOUT PRIOR WRITTEN CONSENT OF STEWART CONNECTOR. THIS PRODUCT MAY BE PROTECTED BY ONE OR MORE OF THE FOLLOWING US PATENTS:  
 5791942 6217391 6368159 6419526 6602097 687722  
 6964587 7048590 7086909 7568950 7686650  
 OTHER PATENTS MAY BE PENDING.

DRN BY: KRL	DATE 2/2/06
APPD BY: JM	DATE 2-3-05
DWG NO. CT720001	REV. A5

SHEET NO. 2 OF 2