



Chipsmall Limited consists of a professional team with an average of over 10 year of expertise in the distribution of electronic components. Based in Hongkong, we have already established firm and mutual-benefit business relationships with customers from,Europe,America and south Asia,supplying obsolete and hard-to-find components to meet their specific needs.

With the principle of “Quality Parts,Customers Priority,Honest Operation,and Considerate Service”,our business mainly focus on the distribution of electronic components. Line cards we deal with include Microchip,ALPS,ROHM,Xilinx,Pulse,ON,Everlight and Freescale. Main products comprise IC,Modules,Potentiometer,IC Socket,Relay,Connector.Our parts cover such applications as commercial,industrial, and automotives areas.

We are looking forward to setting up business relationship with you and hope to provide you with the best service and solution. Let us make a better world for our industry!



## Contact us

Tel: +86-755-8981 8866 Fax: +86-755-8427 6832

Email & Skype: info@chipsmall.com Web: www.chipsmall.com

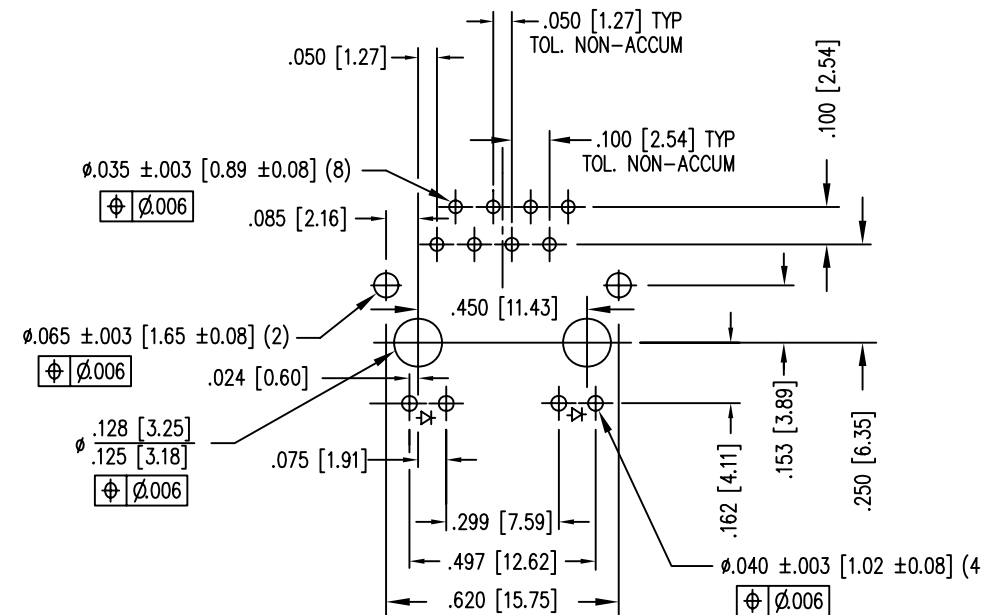
Address: A1208, Overseas Decoration Building, #122 Zhenhua RD., Futian, Shenzhen, China



DATE	REV	ECN	APP'D. BY
4-14-09	A8	8710	TS
2-1-10	A9	8897	TRM
7-23-10	A10	9023	TRM

LED SPECIFICATIONS				
LED TYPE	COLOR	WAVELENGTH	* FORWARD VOLTAGE (MAX)	* FORWARD VOLTAGE (TYP)
SINGLE COLOR LED	YELLOW DIFFUSED	590 nm	2.5 V	2.1 V
	GREEN DIFFUSED	555 nm	2.6 V	2.25 V
	RED DIFFUSED	625 nm	2.5 V	2.0 V
BICOLOR LED	GREEN	565 nm	2.5 V	2.2 V
	ORANGE	610 nm	2.5 V	2.1 V

\* WITH A FORWARD CURRENT OF 20 mA



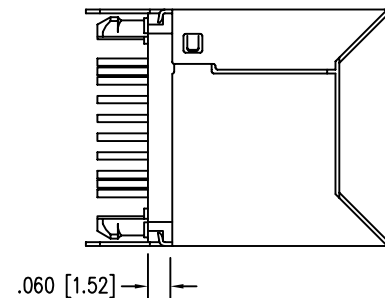
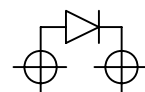
P.C.B. RECOMMENDED HOLE LAYOUT  
SEEN FROM COMPONENT SIDE  
TOLERANCE ±.003 [0.08] UNLESS OTHERWISE SPECIFIED

NOTES:

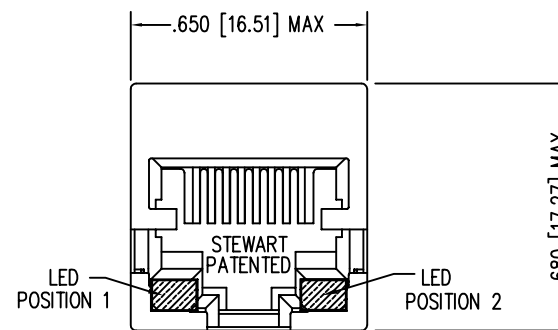
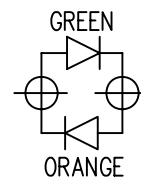
- CONNECTOR MATERIALS:  
HOUSING: THERMOPLASTIC UL94 V-0  
CONTACTS/SHIELD: COPPER ALLOY  
SHIELD PLATING: NICKEL  
CONTACT PLATING: SELECTIVE GOLD IN CONTACT AREA  
SEE CHART FOR PART NUMBER
- FOR PRODUCT SPECIFICATION SEE PRO22-01
- DIMENSIONS AND TOLERANCES COMPLY WITH FCC/CFR 47, PART 68.

B

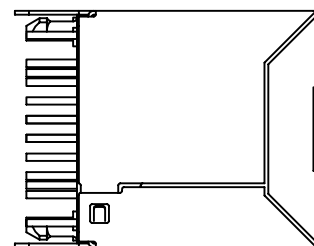
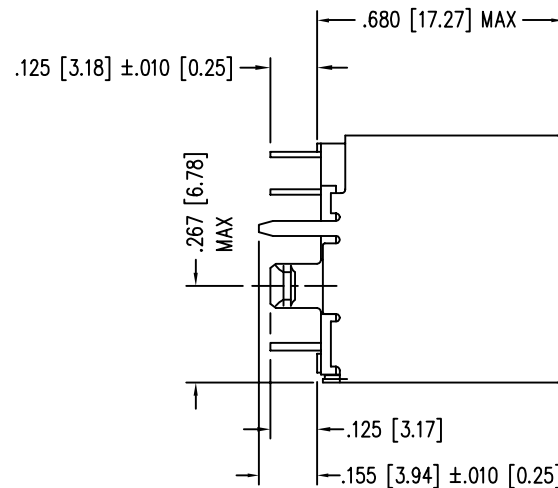
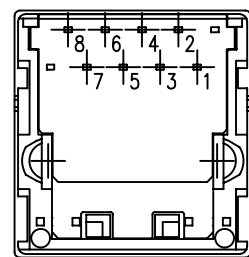
SINGLE COLOR LED POLARITY (ENLARGED VIEW)



BICOLOR LED POLARITY (ENLARGED VIEW)

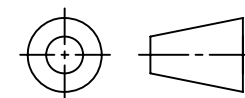


A



30 MICRO-INCHES [0.76um]	RED	GREEN	SS-74301-007
30 MICRO-INCHES [0.76um]	GREEN	GREEN/ORANGE	SS-74301-005
30 MICRO-INCHES [0.76um]	GREEN	GREEN	SS-74301-003
30 MICRO-INCHES [0.76um]	YELLOW	GREEN	SS-74301-002
30 MICRO-INCHES [0.76um]	GREEN	YELLOW	SS-74301-001
CONTACT PLATING IN MATING AREA	POSITION 1	POSITION 2	PART NUMBER
	INDICATOR COLOR		

THIRD ANGLE PROJECTION




DO NOT SCALE DRAWING  
DRAWING IS SUBJECT TO CHANGE WITHOUT NOTICE

DIMENSIONS: INCHES [METRIC]

UNLESS OTHERWISE SPECIFIED  
TOLERANCES ARE ±.005 [0.13]  
ANGLES ARE ± 1°

SHEET NO. 1 OF 1



# Bel Stewart Connector

11118 Susquehanna Trail South  
Glen Rock, PA 17327-9199  
(717) 235-7512 Fax: (717) 235-7954 <http://www.stewartconnector.com>

TITLE: EIGHT CONTACT, EIGHT POSITION, VERTICAL MOUNT SHIELDED LED JACK

THIS DRAWING AND THE SUBJECT MATTER SHOWN THEREON ARE CONFIDENTIAL AND THE PROPRIETARY PROPERTY OF BEL STEWART CONNECTOR AND SHALL NOT BE REPRODUCED, COPIED, OR USED IN ANY MANNER WITHOUT PRIOR WRITTEN CONSENT OF BEL STEWART CONNECTOR. THE SUBJECT MATTER MAY BE PATENTED OR A PATENT MAY BE PENDING.

DRN BY: JMB	DATE: 2-5-04
APPD BY: RGC	DATE: 2-6-04
DWG NO. CT740100	REV. A10