



Chipsmall Limited consists of a professional team with an average of over 10 year of expertise in the distribution of electronic components. Based in Hongkong, we have already established firm and mutual-benefit business relationships with customers from,Europe,America and south Asia,supplying obsolete and hard-to-find components to meet their specific needs.

With the principle of “Quality Parts,Customers Priority,Honest Operation,and Considerate Service”,our business mainly focus on the distribution of electronic components. Line cards we deal with include Microchip,ALPS,ROHM,Xilinx,Pulse,ON,Everlight and Freescale. Main products comprise IC,Modules,Potentiometer,IC Socket,Relay,Connector.Our parts cover such applications as commercial,industrial, and automotives areas.

We are looking forward to setting up business relationship with you and hope to provide you with the best service and solution. Let us make a better world for our industry!



Contact us

Tel: +86-755-8981 8866 Fax: +86-755-8427 6832

Email & Skype: info@chipsmall.com Web: www.chipsmall.com

Address: A1208, Overseas Decoration Building, #122 Zhenhua RD., Futian, Shenzhen, China



SSF series


Programmable Time Delay Relay

- 4 user-programmable timing modes
- 0.1 sec. to 10 hr. programmable timing range
- Parameters set with recessed screw driver dials
- Universal voltage (plug-in relay dependent)
- 10A DPDT replaceable output relay minimizes downtime
- Front screw terminals
- DIN-rail, panel or machine tool track mount

File E15631

File LR29186

Users should thoroughly review the technical data before selecting a product part number. It is recommended that user also seek out the pertinent approvals files of the agencies/laboratories and review them to ensure the product meets the requirements for a given application.



Timing Modes

Modes are user selectable via screw driver adjustment of recessed 4-position selector dial. Modes offered are: On-Delay, Off-Delay, Interval and Latching Interval.

Timing Specifications

Timing Ranges: 0.1 to 3 / 0.33 to 10 / 1 to 30 / 4 to 120 sec.; 0.33 to 10 / 1 to 30 / 2 to 60 min.; 0.33 to 10 hr.

Timing Range Selection: Screw driver select via recessed 8-position selector dial.

Timing Adjustment: Recessed potentiometer adjustment with reference calibrations.

Accuracy: Repeat Accuracy: $\pm 1\% \pm 0.01$ sec.
Overall Accuracy: $\pm 3\% \pm 0.01$ sec.

Reset Time: 30 ms.

Relay Operate Time: On-Delay and Interval mode: 30 ms.

Relay Release Time: Off-Delay, Interval and Latching Interval: 30 ms. (with factory-installed relay).

Contact Data @25°C

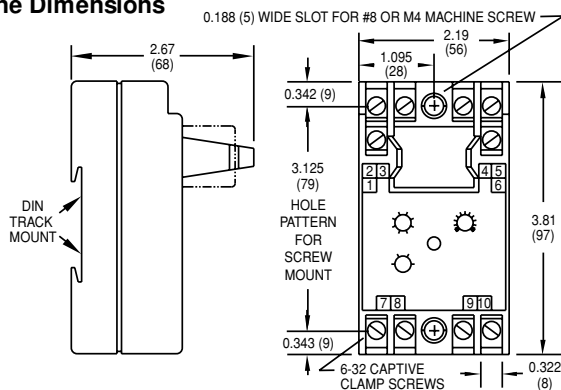
Arrangements: 2 Form C (DPDT).

Rating: 10A @28VDC or 120VAC, resistive; 1/3 HP @ 120/240VAC 345VA.

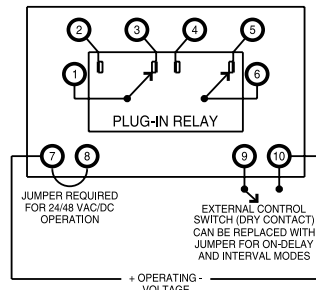
Expected Mechanical Life: 10 million operations (with factory-installed relay).

Expected Electrical Life: 500,000 operations, min., at rated resistive load (with factory-installed relay).

Outline Dimensions



Wiring Diagram (Top View)



Initial Dielectric Strength

Between Coil/Control Switch and Contacts: 1,500VAC for one minute.

Input Data @25°C

Voltage: See Ordering Information section for details.

Power Requirement: 2W, max.

Transient Protection: Non-repetitive transients of the following magnitudes will not cause spurious operation of affect function and accuracy.

Operating Voltage	<0.1 ms	<1 ms
24, 48 VAC/VDC	1,000V	480V
120, 240VAC/VDC	3,000V	2500V*

* Min. source impedance of 100 ohm@120/240VAC, 3000V <0.1 , sec.

Environmental Data

Temperature Range: Storage: -40°C to +85°C.

Operating: -30°C to +65°C.

Mechanical Data

Mounting/Termination: Panel, DIN-rail, Machine Tool mounting track mounting case with screw terminals.

Weight: 5.5 oz. (156g) approximately.

Ordering Information

SSF	R	90	A
Series SSF Universal Timer	R = UL Recognized Component	Operating Mode 90 Multiple modes - On-Delay Off-Delay Interval Latching Interval	Operating Voltage (+10%, -15%) A = 120VAC, 50/60 Hz. B = 240VAC, 50/60 Hz. E = 24VAC, 50/60 Hz. F = 48VAC, 50/60 Hz. N = 48VDC O = 24VDC P = 125VDC X = No factory- installed relay. †

† Voltage determined by customer-supplied relay. Only relays that operate on the above-listed voltages should be used. Timer operation using other relay voltages is not recommended.

Authorized distributors are likely to stock the following:

SSFR90A
SSFR90X