



Chipsmall Limited consists of a professional team with an average of over 10 year of expertise in the distribution of electronic components. Based in Hongkong, we have already established firm and mutual-benefit business relationships with customers from,Europe,America and south Asia,supplying obsolete and hard-to-find components to meet their specific needs.

With the principle of “Quality Parts,Customers Priority,Honest Operation,and Considerate Service”,our business mainly focus on the distribution of electronic components. Line cards we deal with include Microchip,ALPS,ROHM,Xilinx,Pulse,ON,Everlight and Freescale. Main products comprise IC,Modules,Potentiometer,IC Socket,Relay,Connector.Our parts cover such applications as commercial,industrial, and automotives areas.

We are looking forward to setting up business relationship with you and hope to provide you with the best service and solution. Let us make a better world for our industry!



Contact us

Tel: +86-755-8981 8866 Fax: +86-755-8427 6832

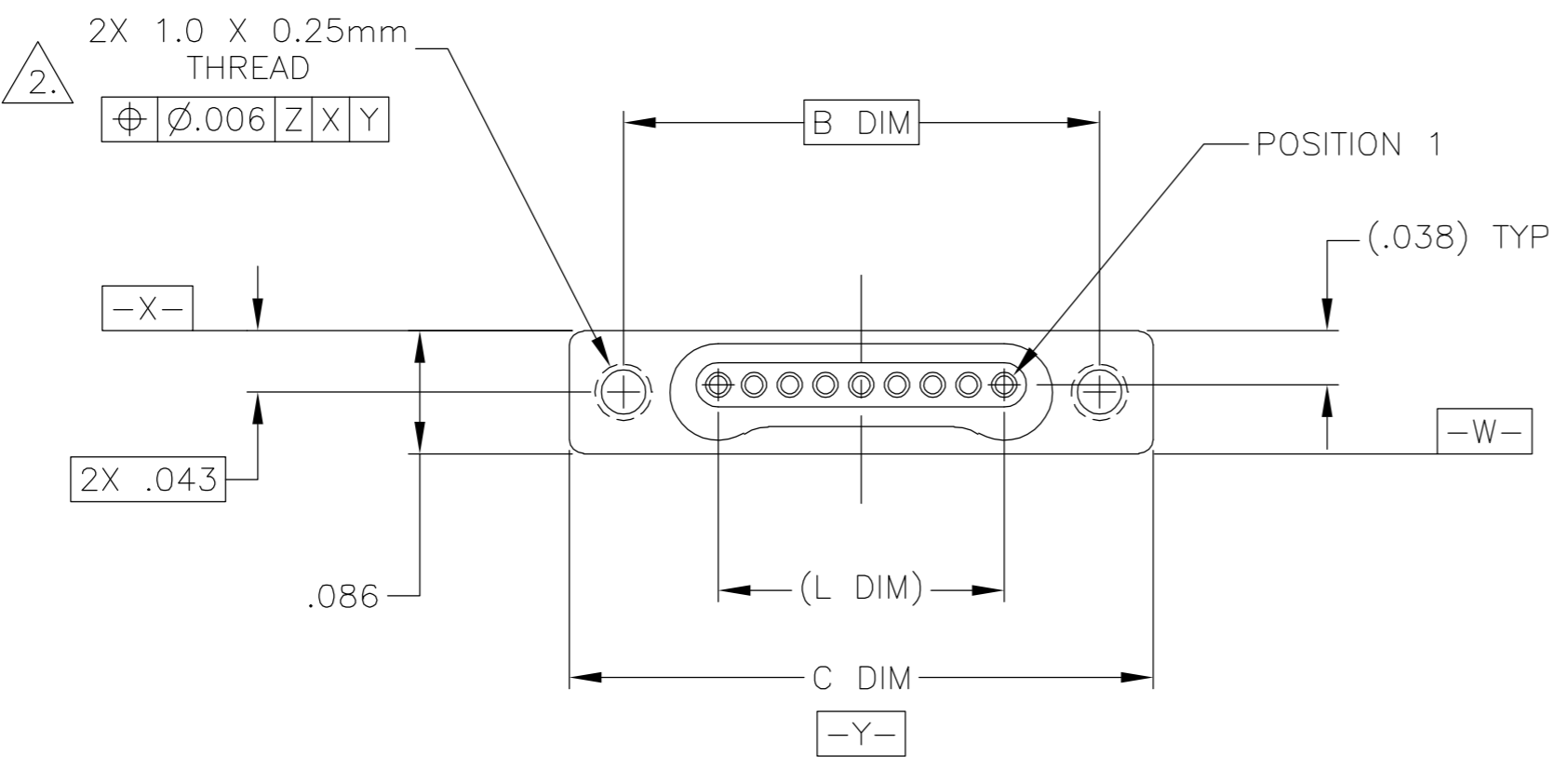
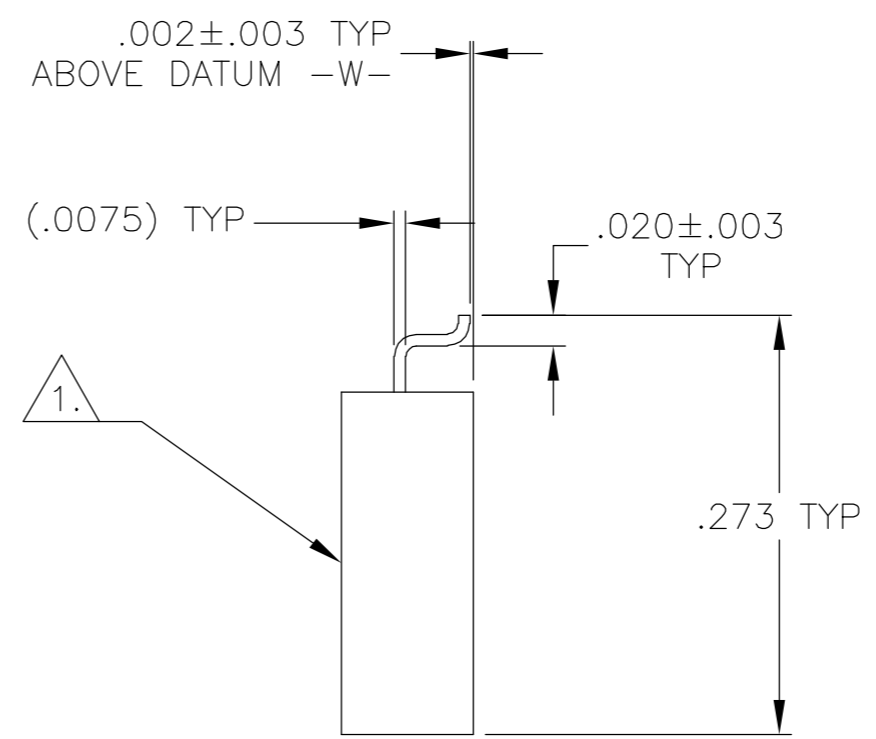
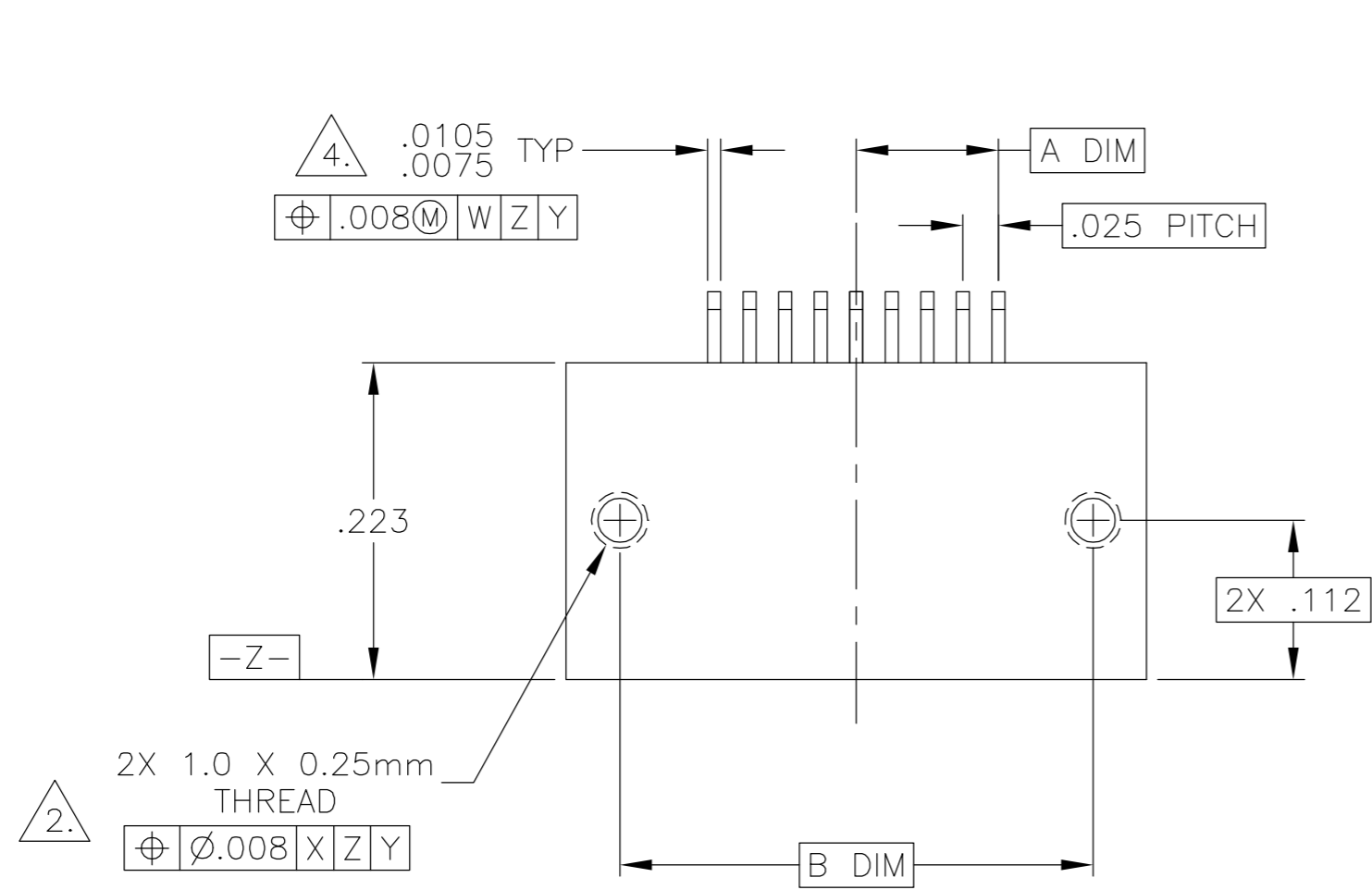
Email & Skype: info@chipsmall.com Web: www.chipsmall.com

Address: A1208, Overseas Decoration Building, #122 Zhenhua RD., Futian, Shenzhen, China



THIS DRAWING IS UNPUBLISHED. RELEASED FOR PUBLICATION
 © COPYRIGHT BY TYCO ELECTRONICS CORPORATION. ALL RIGHTS RESERVED.

LOC		DIST		REVISIONS			
DF	DO	P	LTR	DESCRIPTION	DATE	DWN	APVD
		B		UPDATE PER 0H2Y-0164-04	12 MAY 04	CAS	MKS



SIZE	A DIM	B DIM	C DIM ±.0050	(L DIM)
05	.050	.233	.3085	(.100)
09	.100	.333	.4085	(.200)
15	.175	.483	.5585	(.350)
25	.300	.733	.8085	(.600)
37	.450	1.033	1.1085	(.900)
51	.625	1.383	1.4585	(1.250)

1. SHELL OPTIONS (TO BE SPECIFIED IN NANONICS PART NUMBER):
 METAL: 6061-T6 ALUMINUM, ELECTROLESS NICKEL PLATED PER MIL-C-26074 (STANDARD) OR GOLD PLATED PER MIL-G-45204
 303 STAINLESS STEEL, PASSIVATED PER SAE-AMS-QQ-P-35
 INSULATOR MATERIAL FOR ALL METAL SHELLS IS LIQUID CRYSTAL POLYMER (LCP) PER MIL-M-24519 OR PER ASTM D5138
 PLASTIC: LIQUID CRYSTAL POLYMER (LCP) PER MIL-M-24519 OR PER ASTM D5138
2. STANDARD 1.0 X 0.25mm JACKSCREW AND MOUNTING THREADS ARE SHOWN FOR REFERENCE ONLY AND MUST BE SPECIFIED IN THE NANONICS PART NUMBER WHEN REQUIRED. 1.2 X 0.25mm THREADS ALSO AVAILABLE.
3. MOUNTING HARDWARE IS AVAILABLE WITH THIS CONFIGURATION (NOT SHOWN). HARDWARE MUST BE SPECIFIED IN THE NANONICS PART NUMBER. CONSULT TYCO ELECTRONICS FOR DETAILS.
4. SMT LEADS ARE BeCu, GOLD PLATED PER MIL-G-45204 OVER NICKEL PLATE PER SAE-AMS-QQ-N-290
5. NANONICS TERMINATION CODE: T2
6. THIS DRAWING PREVIOUSLY IDENTIFIED AS NANONICS N10138/170

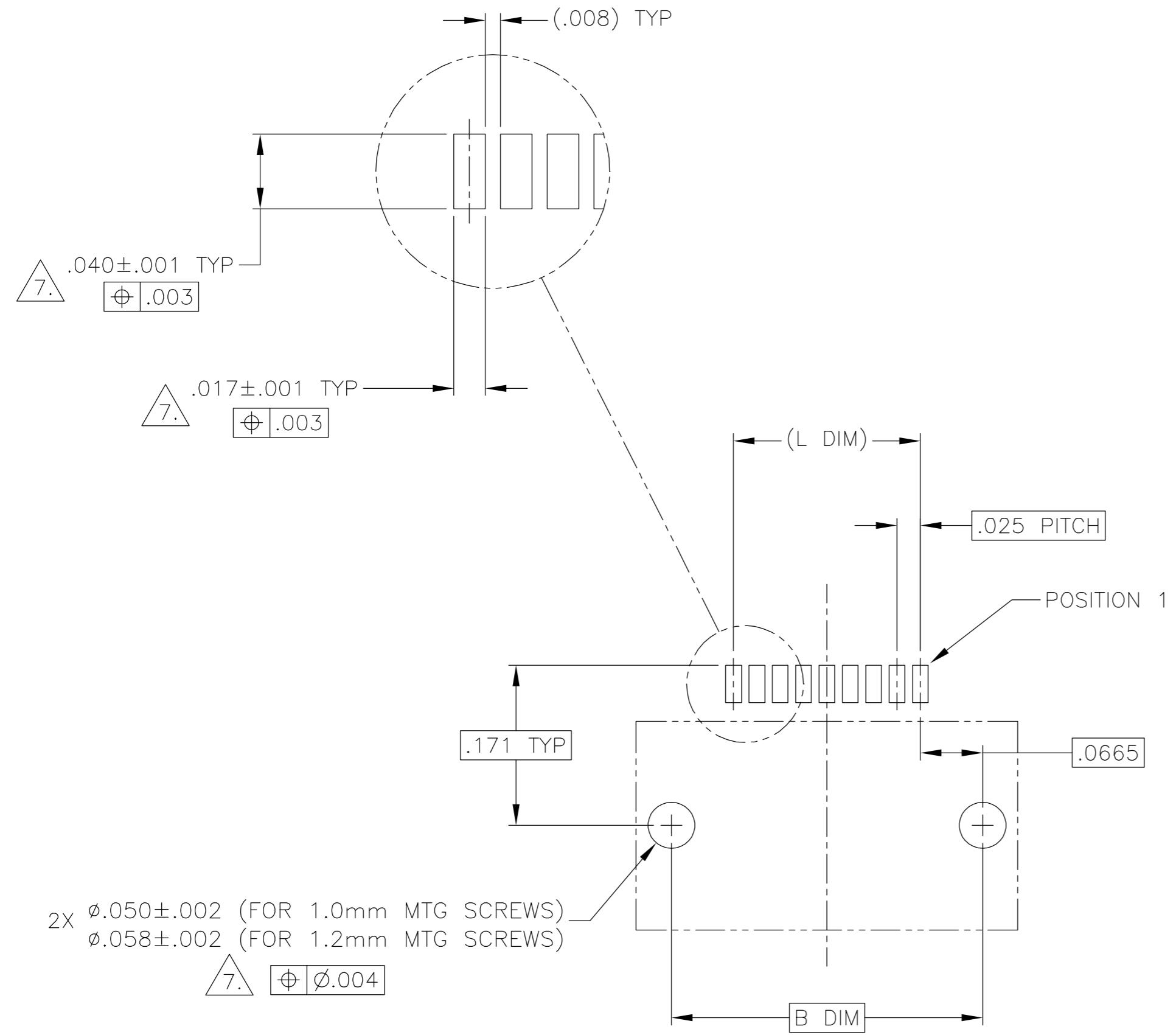
THIS DRAWING IS A CONTROLLED DOCUMENT.		DWN C. SCHOLL 6 AUG 03	Tyco Electronics Corporation Harrisburg, PA 17105	
DIMENSIONS: INCHES		CHK M. STORRY 6 AUG 03	NAME	
TOLERANCES UNLESS OTHERWISE SPECIFIED:		APVD	PRODUCT SPEC	
0 PLC ± - 1 PLC ± - 2 PLC ± .010 3 PLC ± .005 4 PLC ± - ANGLES ± 1		APVD	APPLICATION SPEC	
MATERIAL SEE NOTES		FINISH	WEIGHT	RESTRICTED TO
SEE NOTES		SEE NOTES	SCALE 8:1	SHEET 1 OF 2
CUSTOMER DRAWING		SIZE A2 CAGE CODE 00779 DRAWING NO. C=1589810		REV B

1589810

A

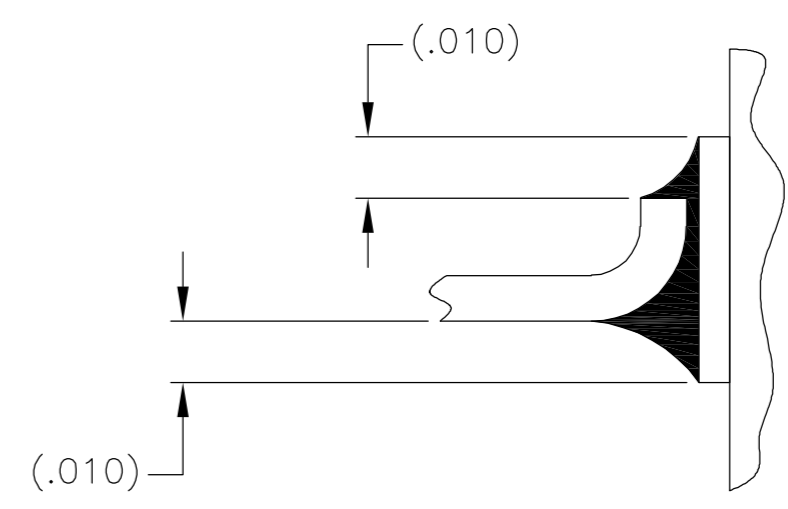
THIS DRAWING IS UNPUBLISHED. RELEASED FOR PUBLICATION
 © COPYRIGHT BY TYCO ELECTRONICS CORPORATION. ALL RIGHTS RESERVED.

LOC		DIST		REVISIONS			
P	LTR	DATE	DWN	APVD			
DF	D0						
	B	UPDATE PER 0H2Y-0164-04	12 MAY 04	CAS	MKS		

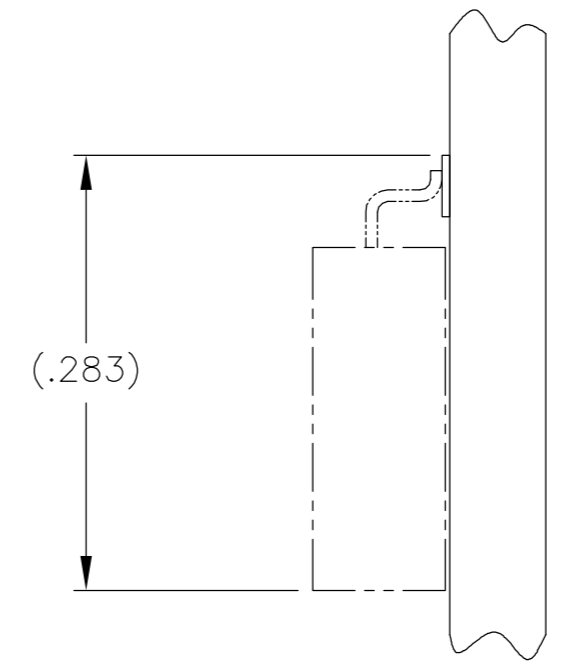


SIZE 09 SHOWN FOR REFERENCE

TYPICAL PCB LAYOUT



TYPICAL FOOT PLACEMENT ON SOLDER PAD



7. POSITIONAL TOLERANCES FOR BASIC DIMENSIONED FEATURES ARE RELATIVE TO FIDUCIALS OR SOME SIMILAR DATUM REFERENCE DEFINED BY THE PCB DESIGNER.

THIS DRAWING IS A CONTROLLED DOCUMENT.		DWN C. SCHOLL 6 AUG 03	Tyco Electronics Corporation Harrisburg, PA 17105	
DIMENSIONS: INCHES		CHK M. STORRY 6 AUG 03	NAME	
TOLERANCES UNLESS OTHERWISE SPECIFIED:		APVD -	PRODUCT SPEC	
0 PLC ± - 1 PLC ± - 2 PLC ± .010 3 PLC ± .005 4 PLC ± - ANGLES ± 1		APPLICATION SPEC		
MATERIAL		WEIGHT	SIZE A2	CAGE CODE 00779
FINISH		CUSTOMER DRAWING	DRAWING NO C=1589810	RESTRICTED TO
		SCALE 8:1	SHEET 2	OF 2
			REV B	

1589810