



Chipsmall Limited consists of a professional team with an average of over 10 year of expertise in the distribution of electronic components. Based in Hongkong, we have already established firm and mutual-benefit business relationships with customers from,Europe,America and south Asia,supplying obsolete and hard-to-find components to meet their specific needs.

With the principle of “Quality Parts,Customers Priority,Honest Operation,and Considerate Service”,our business mainly focus on the distribution of electronic components. Line cards we deal with include Microchip,ALPS,ROHM,Xilinx,Pulse,ON,Everlight and Freescale. Main products comprise IC,Modules,Potentiometer,IC Socket,Relay,Connector.Our parts cover such applications as commercial,industrial, and automotives areas.

We are looking forward to setting up business relationship with you and hope to provide you with the best service and solution. Let us make a better world for our industry!



Contact us

Tel: +86-755-8981 8866 Fax: +86-755-8427 6832

Email & Skype: info@chipsmall.com Web: www.chipsmall.com

Address: A1208, Overseas Decoration Building, #122 Zhenhua RD., Futian, Shenzhen, China



Type 4X Stainless Steel Wallmount Enclosure w/ Sloped Top *ST*

SS Series

Hinge Door with Quarter Turn



Application

- Designed to enclose electrical and/or electronic equipment and protect against harsh, industrial environments for wallmount applications.
- Sloped top prevents water from resting on top as well as providing potential for controls mounting.
- Impressive styling features like hidden hinges and attractive latching systems make the Eclipse a suitable addition to any high-tech equipment installation.
- A wide range of sizes and practical accessories make this product line a complete package.

Standards

- UL 508 Type 3R, 4, 4X and 12
- CSA Type 3R, 4, 4X and 12
- Complies with
 - NEMA 3R, 4, 4X, 12 and 13
 - IEC 60529, IP 66

Construction

- Formed 304 stainless steel.
- Continuously welded seams ground smooth.
- Door stiffeners are provided where required for increased strength and rigidity - designed to also permit additional mounting options.
- Formed lip on enclosure to exclude flowing liquids and contaminants.
- Door latches feature the added safety of quarter turn slot requiring use of tool for opening.
- Doors may be easily removed for modifications and are interchangeable.
- Seamless poured-in place gasket.
- Collar studs provided for mounting inner panel.
- Includes hardware kit with panel mounting nuts and sealing washers for wall mounting holes.
- Bonding stud provided on door and grounding stud installed in enclosure.
- Hinges are 304 stainless.
- Stainless steel hinge pins and quarter turns.
- Door alignment guide provided on 36" wide enclosures.

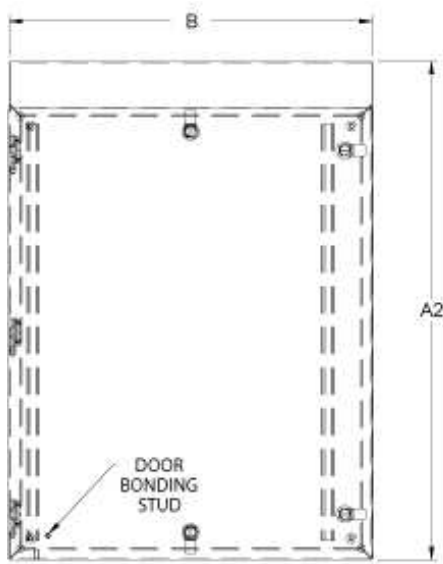
Finish

- Cover and enclosure are natural stainless steel with a smooth brushed finish.


Accessories

- Cooling Products
- Ventilation
- DIN Rail Mounting Kit
- Drip Shield Kit
- Heaters
- Inner Panels
- Literature Pocket
- Padlock Adaptor
- Swing Frame
- Replacement Hinge Pins
- Quarter Turn Assemblies
- Type 4 Hardware Kits

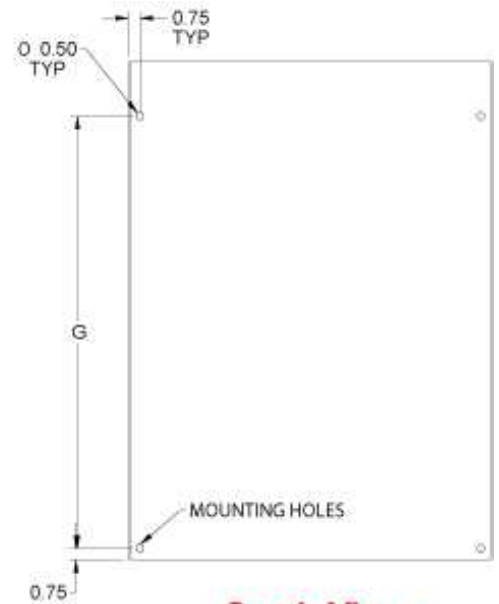
- Blowers and Fans
- DIN Rails
- Door Stop Kit
- Filtered Fans
- Handles
- Quarter Turn Inserts and Keys
- Mounting Foot Kit
- Swing Panel
- Rear Hole Plugs
- Temperature Controls
- Touch-Up Spray Paint
- Ground Wire Kits



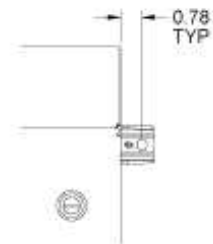
Front View



Side View



Back View



Mounting Foot Detail

Part No.	Overall Dimensions					Door/Body Gauge	Opt. Panel Part No.	Latch Qty	Hinge Qty
	A1	A2	B	C	G				
ST161208SS	16.00	18.89	12.00	8.00	14.50	14	EP1612	2	2
ST161608SS	16.00	18.89	16.00	8.00	14.50	14	EP1616	2	2
ST201608SS	20.00	22.89	16.00	8.00	18.50	14	EP2016	2	2
ST201612SS	20.00	24.35	16.00	12.00	18.50	14	EP2016	2	2
ST202008SS	20.00	22.89	20.00	8.00	18.50	14	EP2020	2	2
ST202012SS	20.00	24.35	20.00	12.00	18.50	14	EP2020	2	2
ST242008SS	24.00	26.89	20.00	8.00	22.50	14	EP2420	2	2
ST242408SS	24.00	26.89	24.00	8.00	22.50	14	EP2424	4	2

Part No.	Overall Dimensions					Door/Body Gauge	Opt. Panel Part No.	Latch Qty	Hinge Qty
	A1	A2	B	C	G				
ST242412SS	24.00	28.35	24.00	12.00	22.50	14	EP2424	4	2
ST302408SS	30.00	32.89	24.00	8.00	28.50	14	EP3024	4	3
ST302412SS	30.00	34.35	24.00	12.00	28.50	14	EP3024	4	3
ST303008SS	30.00	32.89	30.00	8.00	28.50	14	EP3030	4	3
ST363008SS	36.00	38.89	30.00	8.00	34.50	14	EP3630	5	3
ST363012SS	36.00	40.35	30.00	12.00	34.50	14	EP3630	5	3
ST363016SS	36.00	41.80	30.00	16.00	34.50	14	EP3630	5	3
ST363612SS	36.00	40.35	36.00	12.00	34.50	14	EP3636	5	3
ST483616SS	48.00	53.82	36.00	16.00	46.50	14	EP4836	5	4
ST603616SS¹	60.00	65.80	36.00	16.00	58.50	14	EP6036	5	4

¹ Back is 10 gauge stainless steel.

Data subject to change without notice

© 2017. Hammond Manufacturing Ltd. All rights reserved.