



Chipsmall Limited consists of a professional team with an average of over 10 year of expertise in the distribution of electronic components. Based in Hongkong, we have already established firm and mutual-benefit business relationships with customers from,Europe,America and south Asia,supplying obsolete and hard-to-find components to meet their specific needs.

With the principle of "Quality Parts,Customers Priority,Honest Operation,and Considerate Service",our business mainly focus on the distribution of electronic components. Line cards we deal with include Microchip,ALPS,ROHM,Xilinx,Pulse,ON,Everlight and Freescale. Main products comprise IC,Modules,Potentiometer,IC Socket,Relay,Connector.Our parts cover such applications as commercial,industrial, and automotives areas.

We are looking forward to setting up business relationship with you and hope to provide you with the best service and solution. Let us make a better world for our industry!



Contact us

Tel: +86-755-8981 8866 Fax: +86-755-8427 6832

Email & Skype: info@chipsmall.com Web: www.chipsmall.com

Address: A1208, Overseas Decoration Building, #122 Zhenhua RD., Futian, Shenzhen, China



TQFP44 (10x10) Connection Kit for ST7MDT20-DVP3

DATA BRIEF

The **TQFP44 (10x10) Connection Kit** (ST7MDT20-T44/DVP) provides the hardware you need to connect your ST7MDT20-DVP3 emulator to your application when debugging applications for ST7 microcontrollers in the TQFP44 (10x10) package.

Connection Kit Contents

- One additional **50-pin flat cable** required for connection between emulator and the adapter.
- **TQFP80/64/44 adapter** (DB530) – Allows the connection of your ST7MDT20-DVP3 emulator to your application board in place of your ST7.
- **TQFP44 (10x10) device adapter** (DB544) – Adapts the emulator connection to the package of your ST7.
- **Yamaichi TQFP44 socket** (IC149-044-052-S5) – solders to your application board to allow connection of the emulator or installation of your ST7.

For more information...

- **ST7-DVP3 User Manual** – Information common to all DVP3 series emulators
- **ST7MDT20-DVP3 Probe User Guide** – Information specific to ST7MDT20-DVP3

Figure 1. Flat cable and adapter

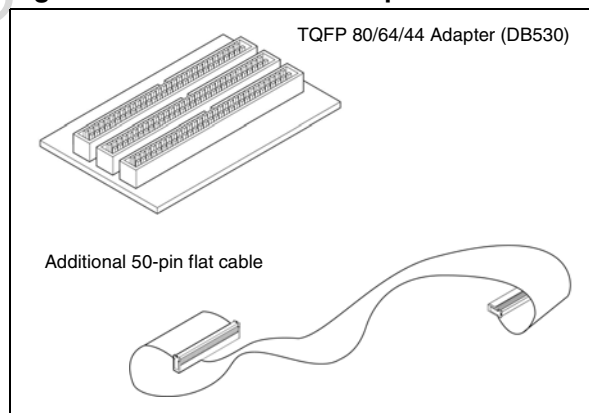


Figure 2. TQFP44 device adapter (DB544)

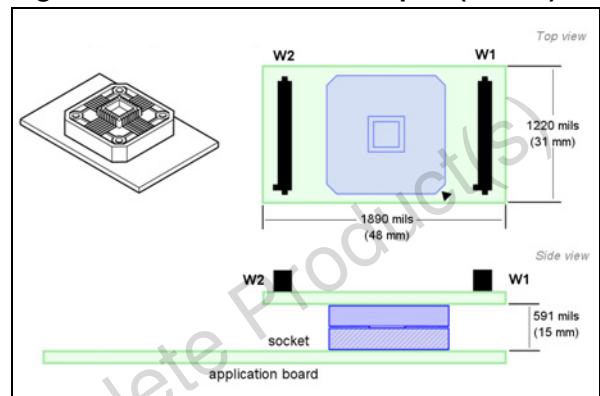
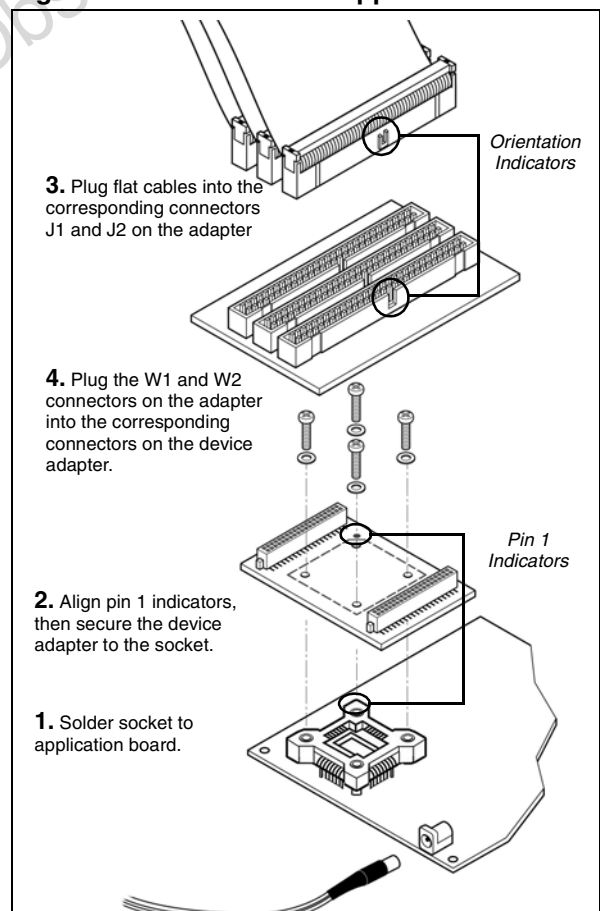


Figure 3. Connection to application board



Revision history

Date	Revision	Changes
10-October-2005	1	Initial release.

Obsolete Product(s) - Obsolete Product(s)

Information furnished is believed to be accurate and reliable. However, STMicroelectronics assumes no responsibility for the consequences of use of such information nor for any infringement of patents or other rights of third parties which may result from its use. No license is granted by implication or otherwise under any patent or patent rights of STMicroelectronics. Specifications mentioned in this publication are subject to change without notice. This publication supersedes and replaces all information previously supplied. STMicroelectronics products are not authorized for use as critical components in life support devices or systems without express written approval of STMicroelectronics.

The ST logo is a registered trademark of STMicroelectronics.
All other names are the property of their respective owners

© 2005 STMicroelectronics - All rights reserved

STMicroelectronics group of companies

Australia - Belgium - Brazil - Canada - China - Czech Republic - Finland - France - Germany - Hong Kong - India - Israel - Italy - Japan -
Malaysia - Malta - Morocco - Singapore - Spain - Sweden - Switzerland - United Kingdom - United States of America

www.st.com

