



Chipsmall Limited consists of a professional team with an average of over 10 year of expertise in the distribution of electronic components. Based in Hongkong, we have already established firm and mutual-benefit business relationships with customers from,Europe,America and south Asia,supplying obsolete and hard-to-find components to meet their specific needs.

With the principle of "Quality Parts,Customers Priority,Honest Operation,and Considerate Service",our business mainly focus on the distribution of electronic components. Line cards we deal with include Microchip,ALPS,ROHM,Xilinx,Pulse,ON,Everlight and Freescale. Main products comprise IC,Modules,Potentiometer,IC Socket,Relay,Connector.Our parts cover such applications as commercial,industrial, and automotives areas.

We are looking forward to setting up business relationship with you and hope to provide you with the best service and solution. Let us make a better world for our industry!



Contact us

Tel: +86-755-8981 8866 Fax: +86-755-8427 6832

Email & Skype: info@chipsmall.com Web: www.chipsmall.com

Address: A1208, Overseas Decoration Building, #122 Zhenhua RD., Futian, Shenzhen, China





ST8812FP

HIGH VOLTAGE FAST-SWITCHING NPN POWER TRANSISTOR

Features


- HIGH VOLTAGE CAPABILITY
- VERY HIGH SWITCHING SPEED
- TIGHT hfe CONTROL
- LARGE R.B.S.O.A.
- FULLY INSULATED PACKAGE U.L. COMPLIANT FOR EASY MOUNTING

Applications

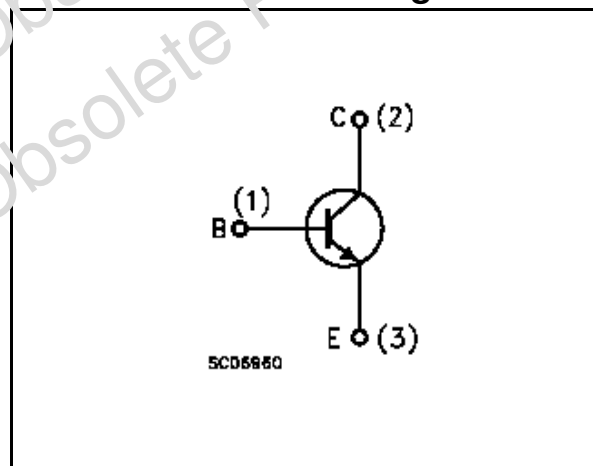
- SWITCH MODE POWER SUPPLIES FOR CRT TV

Description

The ST8812FP is manufactured using latest Multi Epitaxial Planar technology with high voltage capability. It shows wide R.B.S.O.A. and high switching speed thanks to its Cellular Emitter structure with planar edge termination and deep base diffusion.



Internal Schematic Diagram



Order codes

Part Number	Marking	Package	Packing
ST8812FP	ST8812FP	TO-220FP	TUBE

1 Electrical Ratings

Table 1. Absolute Maximum Rating

Symbol	Parameter	Value	Unit
V_{CBO}	Collector-Base Voltage ($I_E = 0$)	1150	V
V_{CEO}	Collector-Emitter Voltage ($I_B = 0$)	600	V
V_{EBO}	Emitter-Base Voltage ($I_C = 0$)	15	V
I_C	Collector Current	7	A
I_{CM}	Collector Peak Current ($t_P < 5ms$)	12	A
I_B	Base Current	4	A
P_{TOT}	Total dissipation at $T_C = 25^\circ C$	36	W
V_{isol}	Insulation Withstand Voltage (RMS) from All Three Leads to External Heatsink	1500	V
T_{STG}	Storage Temperature	-65 to 150	$^\circ C$
T_J	Max. Operating Junction Temperature	150	$^\circ C$

Table 2. Thermal Data

Symbol	Parameter	Value	Unit
$R_{thJ-case}$	Thermal Resistance Junction-Case	Max 3.47	$^\circ C/W$

2 Electrical Characteristics

($T_{CASE} = 25^{\circ}C$; unless otherwise specified)

Table 3. Electrical Characteristics

Symbol	Parameter	Test Conditions	Min.	Typ.	Max.	Unit
I_{CES}	Collector Cut-off Current ($V_{BE} = 0$)	$V_{CE} = 1150V$			1	mA
		$V_{CE} = 1150V$ $T_C = 125^{\circ}C$			2	mA
I_{EBO}	Emitter Cut-off Current ($I_C = 0$)	$V_{EB} = 14V$			1	mA
$V_{CEO(sus)}$ <i>Note: 1</i>	Collector-Emitter Sustaining Voltage ($I_B = 0$)	$I_C = 100mA$	600			V
$V_{CE(sat)}$ <i>Note: 1</i>	Collector-Emitter Saturation Voltage	$I_C = 4A$ $I_B = 0.8A$			3	V
		$I_C = 4A$ $I_B = 1.2A$			1.5	V
$V_{BE(sat)}$ <i>Note: 1</i>	Base-Emitter Saturation Voltage	$I_C = 4A$ $I_B = 0.8A$			1.3	V
h_{FE}	DC Current Gain	$I_C = 1A$ $V_{CE} = 5V$		25		
		$I_C = 5A$ $V_{CE} = 1V$		5		
		$I_C = 5A$ $V_{CE} = 5V$	4.5		9	
t_s t_f	INDUCTIVE LOAD Storage Time Fall Time	$I_C = 4A$ $R_{BB} = 0$		1	1.6	μs
		$V_{Clamp} = 480V$ $V_{BE(off)} = -5V$ $I_{B1} = 0.8A$ $L_C = 220\mu H$ (See Figure 8)		60	120	ns

Note: 1 Pulsed duration – 300 μs , duty cycle $\leq 1.5\%$.

2.1 Typical characteristics Test circuit

Figure 1. DC Current Gain

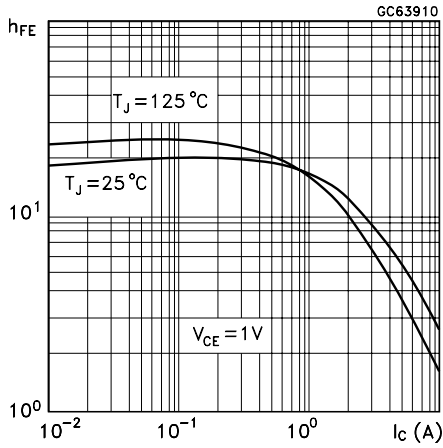


Figure 2. DC Current Gain

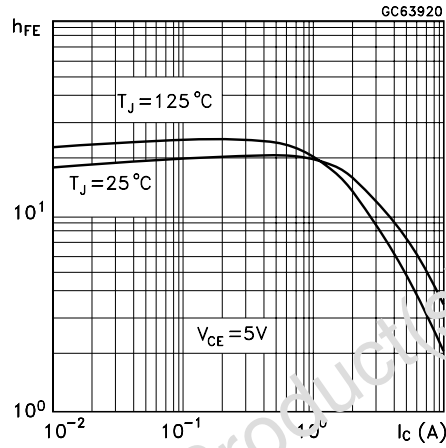


Figure 3. Collector Emitter Saturation Voltage Figure 4. Base Emitter Saturation Voltage

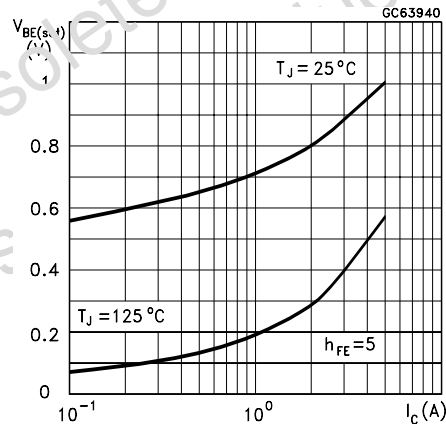
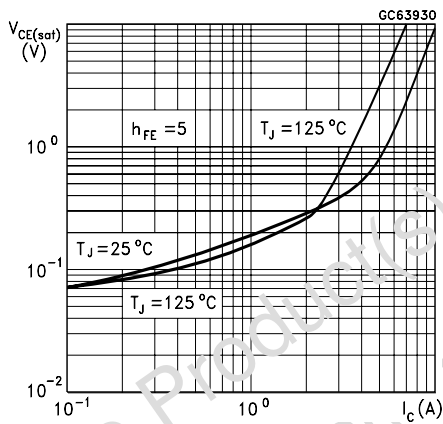


Figure 5. Inductive Load Storage Time

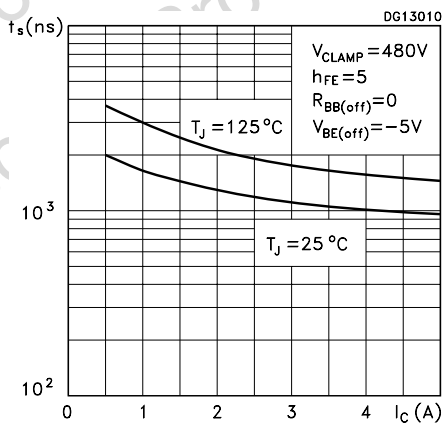


Figure 6. Inductive Load Fall Time

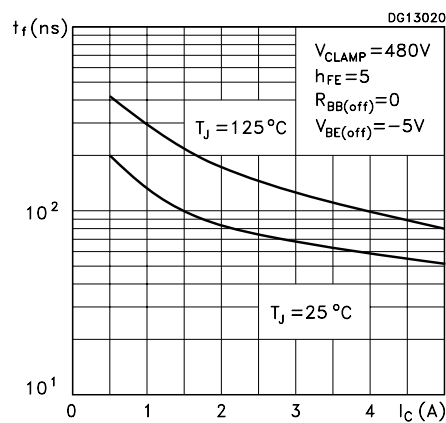


Figure 7. Reverse Biased S.O.A.

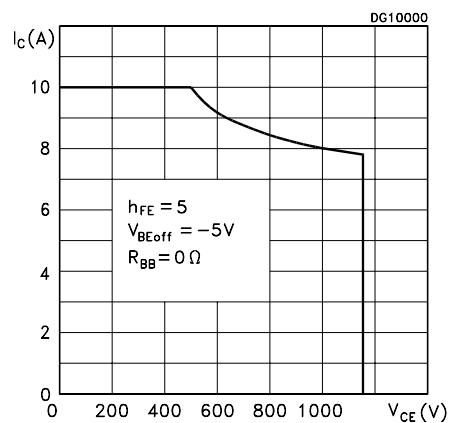
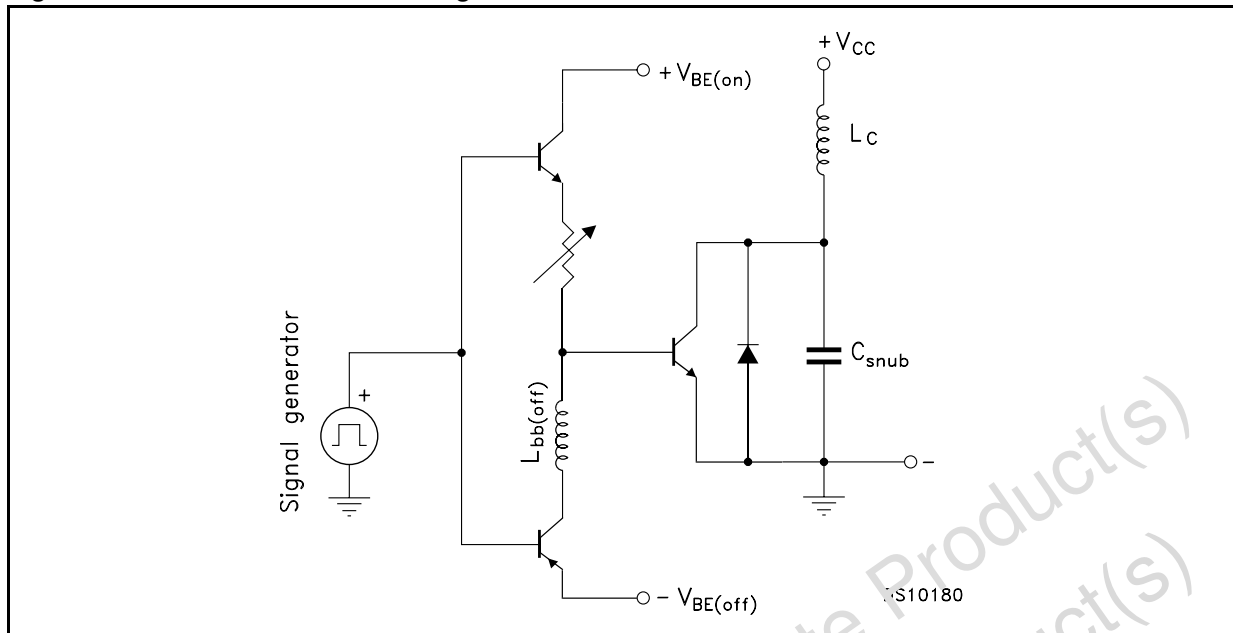


Figure 8. Inductive Load Switching Test Circuit

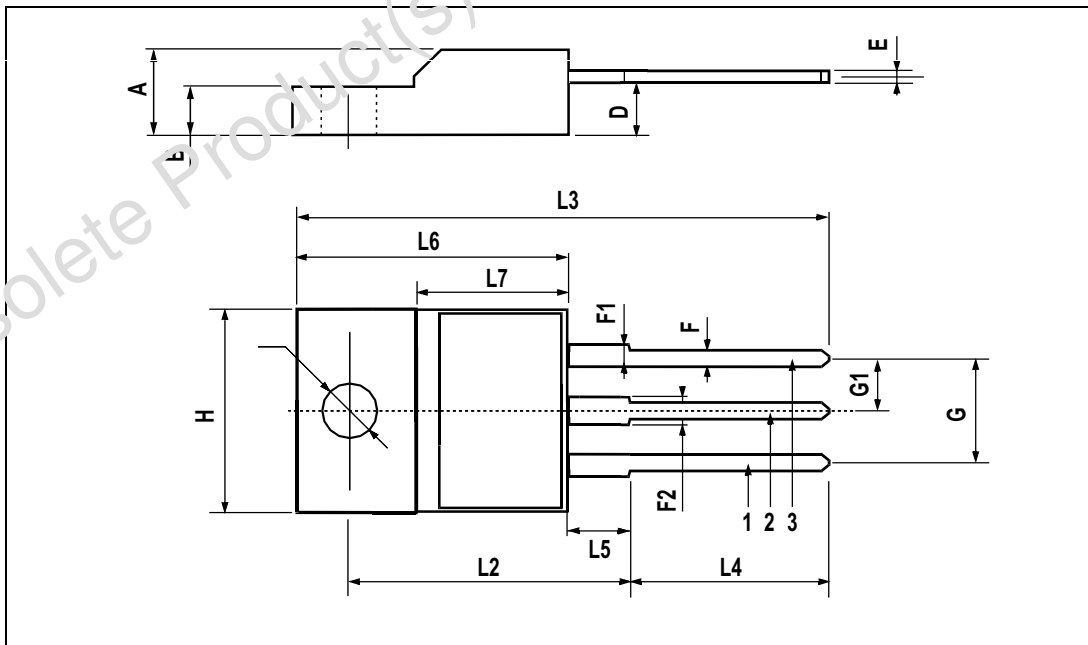
3 Package Mechanical Data

In order to meet environmental requirements, ST offers these devices in ECOPACK® packages. These packages have a Lead-free second level interconnect . The category of second Level Interconnect is marked on the package and on the inner box label, in compliance with JEDEC Standard JESD97. The maximum ratings related to soldering conditions are also marked on the inner box label. ECOPACK is an ST trademark. ECOPACK specifications are available at: www.st.com.

Obsolete Product(s) - Obsolete Product(s)
Obsolete Product(s) - Obsolete Product(s)

TO-220FP MECHANICAL DATA

DIM.	mm.			inch		
	MIN.	TYP	MAX.	MIN.	TYP.	MAX.
A	4.4		4.6	0.173		0.181
B	2.5		2.7	0.098		0.106
D	2.5		2.75	0.098		0.108
E	0.45		0.7	0.017		0.027
F	0.75		1	0.030		0.039
F1	1.15		1.7	0.045		0.067
F2	1.15		1.7	0.045		0.067
G	4.95		5.2	0.195		0.204
G1	2.4		2.7	0.094		0.106
H	10		10.4	0.393		0.409
L2		16			0.630	
L3	28.6		30.6	1.126		1.204
L4	9.8		10.6	0.385		0.417
L5	2.9		3.6	0.114		0.141
L6	15.9		16.4	0.626		0.645
L7	9		9.3	0.354		0.366
∅	3		3.2	0.118		0.126



4 Revision History

Date	Revision	Changes
17-Nov-2005	1	Initial release.

Obsolete Product(s) - Obsolete Product(s)
Obsolete Product(s) - Obsolete Product(s)

Information furnished is believed to be accurate and reliable. However, STMicroelectronics assumes no responsibility for the consequences of use of such information nor for any infringement of patents or other rights of third parties which may result from its use. No license is granted by implication or otherwise under any patent or patent rights of STMicroelectronics. Specifications mentioned in this publication are subject to change without notice. This publication supersedes and replaces all information previously supplied. STMicroelectronics products are not authorized for use as critical components in life support devices or systems without express written approval of STMicroelectronics.

The ST logo is a registered trademark of STMicroelectronics.
All other names are the property of their respective owners

© 2005 STMicroelectronics - All rights reserved

STMicroelectronics group of companies

Australia - Belgium - Brazil - Canada - China - Czech Republic - Finland - France - Germany - Hong Kong - India - Israel - Italy - Japan -
Malaysia - Malta - Morocco - Singapore - Spain - Sweden - Switzerland - United Kingdom - United States of America

www.st.com