



Chipsmall Limited consists of a professional team with an average of over 10 year of expertise in the distribution of electronic components. Based in Hongkong, we have already established firm and mutual-benefit business relationships with customers from,Europe,America and south Asia,supplying obsolete and hard-to-find components to meet their specific needs.

With the principle of “Quality Parts,Customers Priority,Honest Operation,and Considerate Service”,our business mainly focus on the distribution of electronic components. Line cards we deal with include Microchip,ALPS,ROHM,Xilinx,Pulse,ON,Everlight and Freescale. Main products comprise IC,Modules,Potentiometer,IC Socket,Relay,Connector.Our parts cover such applications as commercial,industrial, and automotives areas.

We are looking forward to setting up business relationship with you and hope to provide you with the best service and solution. Let us make a better world for our industry!



Contact us


Tel: +86-755-8981 8866 Fax: +86-755-8427 6832

Email & Skype: info@chipsmall.com Web: www.chipsmall.com

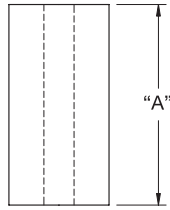
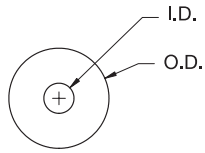
Address: A1208, Overseas Decoration Building, #122 Zhenhua RD., Futian, Shenzhen, China



SWI
Round Nylon Spacer



- Resistant to corrosion and many chemicals
- Available for standard imperial thread sizes



Material: Nylon Color: Natural					
Part No.	I.D.	O.D.	"A" Spacer Length	Fits Screw	Standard Pack
SWI1240A	.125 (3.2)	.305 (7.7)	.500 (12.7)	#4 (M3)	2,000
SWI1550A	.194 (4.9)	.500 (12.7)	1.000 (25.4)	#10 (M4)	1,000
SWI1570A	.205 (5.2)	.500 (12.7)	.510 (13)	#10 (M5)	1,000
SWI1610A	.250 (6.4)	.740 (18.8)	.250 (6.4)	#12 (M6)	5,000
SWI1620A	.253 (6.4)	.500 (12.7)	.125 (3.2)	1/4" (M6)	15,000
SWI1640A	.257 (6.5)	.500 (12.7)	.500 (12.7)		1,000
SWI1690A	.257 (6.5)	.500 (12.7)	.312 (7.9)		1,000
SWI1760A	.286 (7.3)	.500 (12.7)	.103 (2.6)		6,000
SWI1840A	.335 (8.5)	.750 (19.1)	.250 (6.4)	5/16" (M8)	7,400
SWI1860A	.375 (9.5)	.750 (19.1)	.065 (1.7)	5/16" (M9)	10,000
SWI1880A	.375 (9.5)	.875 (22.2)	.375 (9.5)		3,500
SWI1910A	.376 (9.6)	.546 (13.9)	.484 (12.3)		2,000
SWI1930A	.380 (9.7)	.625 (15.9)	.062 (1.6)	3/8" (M9)	5,000
SWI1960A	.380 (9.7)	.750 (19.1)	.187 (4.7)		1,000
SWI2020A	.500 (12.7)	.750 (19.1)	.375 (9.5)	7/16" (M12)	1,000
SWI2040A	.500 (12.7)	1.000 (25.4)	.100 (2.5)		8,000
SWI2050A	.500 (12.7)	1.250 (31.8)	.063 (1.6)		1,000
SWI2090A	.505 (12.8)	.750 (19.1)	.125 (3.2)	1/2" (M12)	1,000
SWI2100A	.512 (13)	1.258 (32)	.064 (1.6)		6,000
SWI2150A	.629 (16)	1.125 (28.6)	.128 (3.3)		9/16" (M13)