



Chipsmall Limited consists of a professional team with an average of over 10 year of expertise in the distribution of electronic components. Based in Hongkong, we have already established firm and mutual-benefit business relationships with customers from,Europe,America and south Asia,supplying obsolete and hard-to-find components to meet their specific needs.

With the principle of “Quality Parts,Customers Priority,Honest Operation,and Considerate Service”,our business mainly focus on the distribution of electronic components. Line cards we deal with include Microchip,ALPS,ROHM,Xilinx,Pulse,ON,Everlight and Freescale. Main products comprise IC,Modules,Potentiometer,IC Socket,Relay,Connector.Our parts cover such applications as commercial,industrial, and automotives areas.

We are looking forward to setting up business relationship with you and hope to provide you with the best service and solution. Let us make a better world for our industry!



Contact us

Tel: +86-755-8981 8866 Fax: +86-755-8427 6832

Email & Skype: info@chipsmall.com Web: www.chipsmall.com

Address: A1208, Overseas Decoration Building, #122 Zhenhua RD., Futian, Shenzhen, China



Fuseholders 6.3 x 32mm (1 1/4" x 1/4")

Approvals and specifications



16A 250Vac (max fuse rating*) T-55 to T+70 (ambient)
Maximum dissipation wattage: 4W



16A UL 94V2 UL file E92075 CSA file LR44770

These products comply with safety category PC2.

*Users should be aware of the de-rating factors published by specialist manufacturers of fuses.

Fuseholders with in-line termination have combination (4.8/6.3) terminals. It has not been possible to show both views here. Units with right angle terminals have user specified end terminals and combination mid-body terminals.

- ▶ 6.3 x 32mm fuses
- ▶ Screwdriver slot knob
- ▶ PC2 protection category
- ▶ 4.8, 6.3 and solder terminals
- ▶ Low profile bezel
- ▶ Snap in or threaded bushing mounting options



M873
Cover for C & T terminals

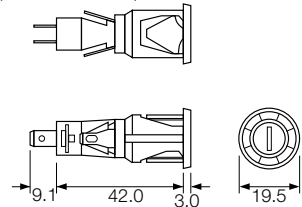


A0035 00
In-line 6.3 x 32 (1 1/4 x 1/4) fuseholder
Extra low voltage 5A Max

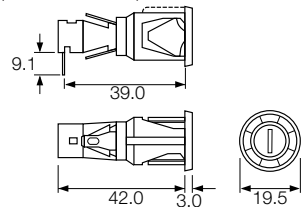
▶ TERMINAL	▶ BODY AND CAP	▶ PANEL HOLE
<p>C</p> <p>6.3 x 0.8</p>	<p>0345 (C terminal shown) Screwdriver release</p> <p>© </p>	<p>RA</p> <p>Panel thickness 0.8 - 2.0mm for snap fit 0.8 - 7.0mm for screw to panel fixing</p>
<p>D</p> <p>6.3 x 0.8 Right angle</p>	<p>0345 (D terminal shown) Screwdriver release</p> <p>© </p>	<p>RD</p> <p>Panel thickness 0.8 - 2.0mm for snap fit 0.8 - 7.0mm for screw to panel fixing</p>
<p>T</p> <p>4.8 x 0.8 Solder</p>	<p>0347 (T terminal shown) Screwdriver release</p> <p>© </p>	<p>RD</p> <p>Panel thickness 0.8 - 2.0mm for snap fit 0.8 - 7.0mm for screw to panel fixing</p>
<p>U</p> <p>4.8 x 0.8 Right angle solder</p>	<p>0347 (U terminal shown) Screwdriver release</p> <p>© </p>	

DIMENSIONS (mm)

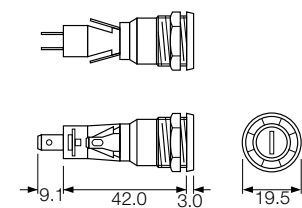
0345 (C terminal shown)



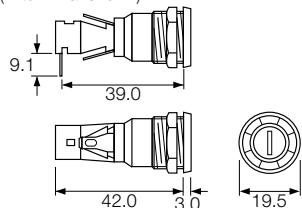
0345 (D terminal shown)



0347 (C terminal shown)



0347 (D terminal shown)



Optional metal fixing nut available for 0347