



Chipsmall Limited consists of a professional team with an average of over 10 year of expertise in the distribution of electronic components. Based in Hongkong, we have already established firm and mutual-benefit business relationships with customers from,Europe,America and south Asia,supplying obsolete and hard-to-find components to meet their specific needs.

With the principle of “Quality Parts,Customers Priority,Honest Operation,and Considerate Service”,our business mainly focus on the distribution of electronic components. Line cards we deal with include Microchip,ALPS,ROHM,Xilinx,Pulse,ON,Everlight and Freescale. Main products comprise IC,Modules,Potentiometer,IC Socket,Relay,Connector.Our parts cover such applications as commercial,industrial, and automotives areas.

We are looking forward to setting up business relationship with you and hope to provide you with the best service and solution. Let us make a better world for our industry!



## Contact us

Tel: +86-755-8981 8866 Fax: +86-755-8427 6832

Email & Skype: info@chipsmall.com Web: www.chipsmall.com

Address: A1208, Overseas Decoration Building, #122 Zhenhua RD., Futian, Shenzhen, China



# T10A *SIDACTor*® Device



The bi-directional T10A devices are a through-hole technology *SIDACTor* protector. It is intended for cost-sensitive telecommunication applications. This T10 *SIDACTor* series enables equipment to comply with various regulatory requirements including GR 1089, ITU K.20, K.21, and K.45, IEC 60950, UL 60950, and TIA-968-A (formerly known as FCC Part 68).

SIDACTor Devices

## Electrical Parameters

Part Number *	V <sub>DRM</sub> @ 5 μA Volts	V <sub>S</sub> Volts	V <sub>T</sub> Volts	I <sub>S</sub> mAmps	I <sub>H</sub> mAmps	pF TYP
T10A060B	58	80	4	800	120	50
T10A060E	58	80	4	800	180	50
T10A062	60	82	4	800	150	50
T10A068	65	90	4	800	150	50
T10A080B	75	120	4	800	120	43
T10A080E	75	120	4	800	180	43
T10A100	100	133	4	800	150	43
T10A110B	110	135	4	800	120	38
T10A110E	110	135	4	800	180	38
T10A120	120	160	4	800	150	38
T10A130	130	173	4	800	150	38
T10A140B	140	170	4	800	120	34
T10A140E	140	170	4	800	180	34
T10A180	180	240	4	800	150	34
T10A180B	175	210	4	800	120	32
T10A180E	175	210	4	800	180	32
T10A200	200	267	4	800	150	30
T10A220	220	293	4	800	150	30
T10A220B	215	265	4	800	120	30
T10A220E	215	265	4	800	180	30
T10A240	240	320	4	800	150	30
T10A270	270	360	4	800	150	30
T10A270B	270	360	4	800	120	30
T10A270E	270	360	4	800	180	30

\* For surge ratings, see table below.

### General Notes:

- All measurements are made at an ambient temperature of 25 °C. I<sub>PP</sub> applies to -40 °C through +85 °C temperature range.
- I<sub>PP</sub> is a repetitive surge rating and is guaranteed for the life of the product.
- Listed *SIDACTor* devices are bi-directional. All electrical parameters and surge ratings apply to forward and reverse polarities.
- V<sub>DRM</sub> is measured at I<sub>DRM</sub>.
- V<sub>S</sub> is measured at 0.5 V/μs.
- Special voltage (V<sub>S</sub> and V<sub>DRM</sub>) and holding current (I<sub>H</sub>) requirements are available upon request.


## Surge Ratings in Amps

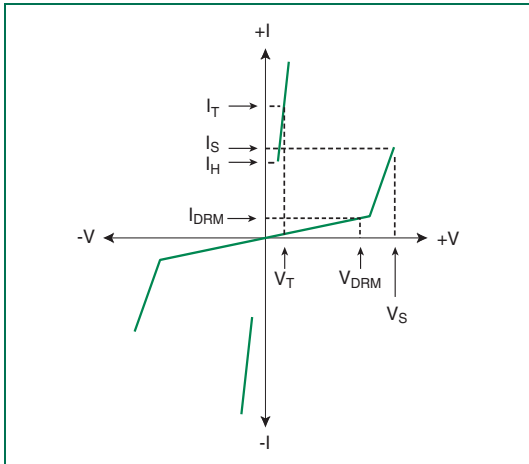
Series	I <sub>PP</sub>			I <sub>TSM</sub> 50 / 60 Hz Amps	di/dt Amps/μs
	8x20 * 1.2x50 **	5x310 * 10x700 **	10x1000 * 10x1000 **		
	Amps	Amps	Amps		
A	100	37.5	50	30	100

\* Current waveform in μs

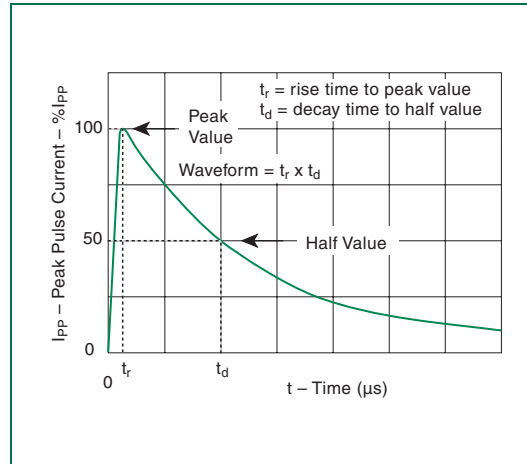
\*\* Voltage waveform in μs

**Thermal Considerations**

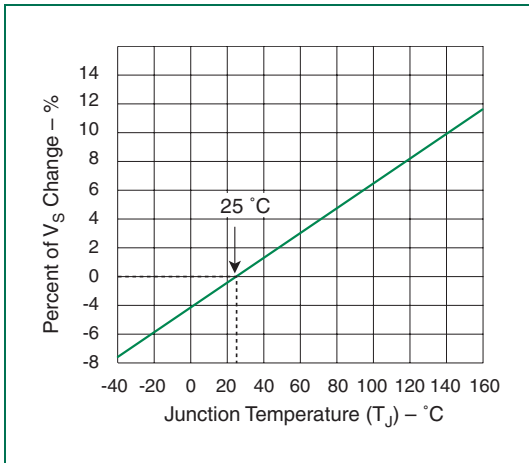
Package	Symbol	Parameter	Value	Unit
 DO-15	$T_J$	Operating Junction Temperature Range	150	°C
	$T_S$	Storage Temperature Range	-40 to +150	°C
	$R_{\theta JA}$	Thermal Resistance: Junction to Ambient	60	°C/W



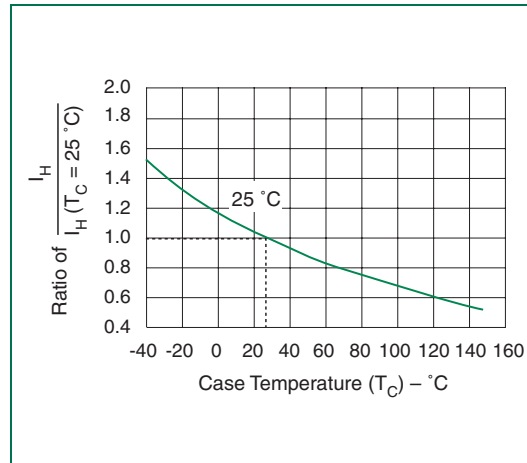
V-I Characteristics



$t_r \times t_d$  Pulse Waveform



Normalized  $V_S$  Change versus Junction Temperature



Normalized DC Holding Current versus Case Temperature