



Chipsmall Limited consists of a professional team with an average of over 10 year of expertise in the distribution of electronic components. Based in Hongkong, we have already established firm and mutual-benefit business relationships with customers from,Europe,America and south Asia,supplying obsolete and hard-to-find components to meet their specific needs.

With the principle of “Quality Parts,Customers Priority,Honest Operation,and Considerate Service”,our business mainly focus on the distribution of electronic components. Line cards we deal with include Microchip,ALPS,ROHM,Xilinx,Pulse,ON,Everlight and Freescale. Main products comprise IC,Modules,Potentiometer,IC Socket,Relay,Connector.Our parts cover such applications as commercial,industrial, and automotives areas.

We are looking forward to setting up business relationship with you and hope to provide you with the best service and solution. Let us make a better world for our industry!



Contact us

Tel: +86-755-8981 8866 Fax: +86-755-8427 6832

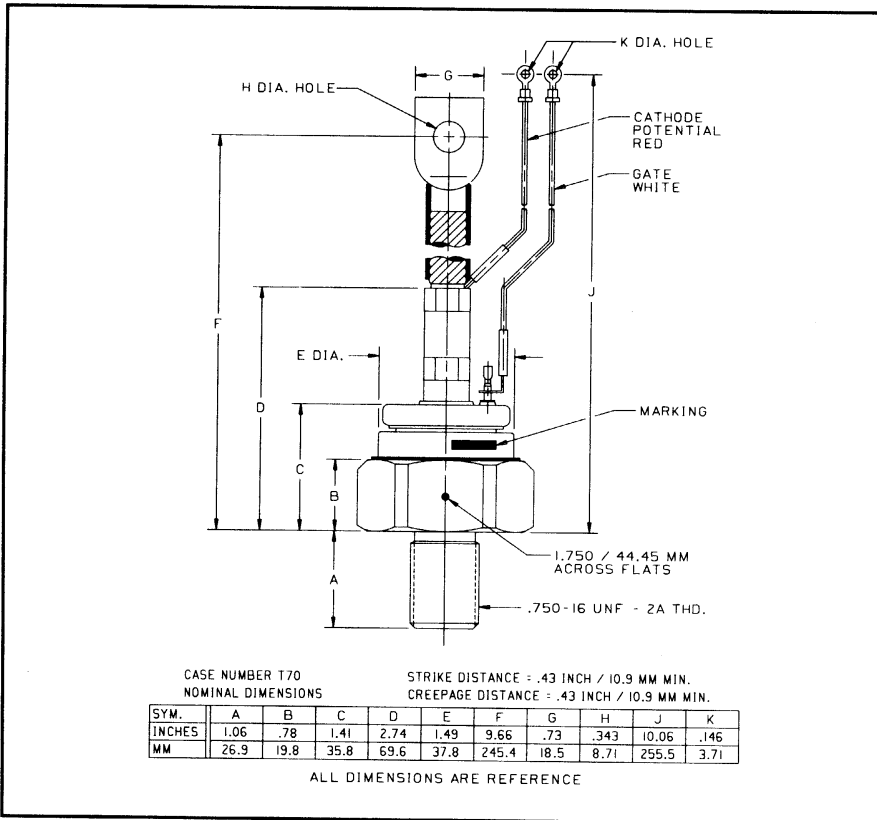
Email & Skype: info@chipsmall.com Web: www.chipsmall.com

Address: A1208, Overseas Decoration Building, #122 Zhenhua RD., Futian, Shenzhen, China

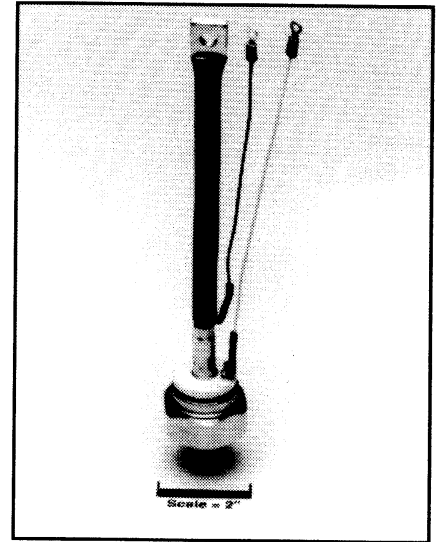


Powerex, Inc., 200 Hillis Street, Youngwood, Pennsylvania 15697-1800 (412) 925-7272
 Powerex, Europe, S.A. 428 Avenue G. Durand, BP107, 72003 Le Mans, France (43) 41.14.14

Phase Control SCR
 300-350 Amperes
 2400 Volts



T700 (Outline Drawing)



T700 Phase Control SCR
 300-350 Amperes, 2400 Volts

Ordering Information:

Select the complete eight digit part number you desire from the table, i.e. T7002435 is a 2400 Volt, 350 Ampere Phase Control SCR.

Type	Voltage		Current	
	V_{DRM}	Code	$I_{T(av)}$	Code
T700	200	02	300	30
	400	04	350	35
	600	06		
	800	08		
	1000	10		
	1200	12		
	1400	14		
	1600	16		
	1800	18		
	2000	20		
2200	22			
2400	24			

Description:

Powerex Silicon Controlled Rectifiers (SCR) are designed for phase control applications. These are all-diffused, compression bonded encapsulated (CBE) devices employing the field-proven amplifying (di/namic) gate.

Features:

- Low On-State Voltage
- High di/dt
- High dv/dt
- Hermetic Packaging
- Excellent Surge and I^2t Ratings

Applications:

- Power Supplies
- Battery Chargers
- Motor Control



Powerex, Inc., 200 Hillis Street, Youngwood, Pennsylvania 15697-1800 (412) 925-7272
 Powerex, Europe, S.A. 428 Avenue G. Durand, BP107, 72003 Le Mans, France (43) 41.14.14

T700
Phase Control SCR
 300-350 Amperes, 2400 Volts

Absolute Maximum Ratings

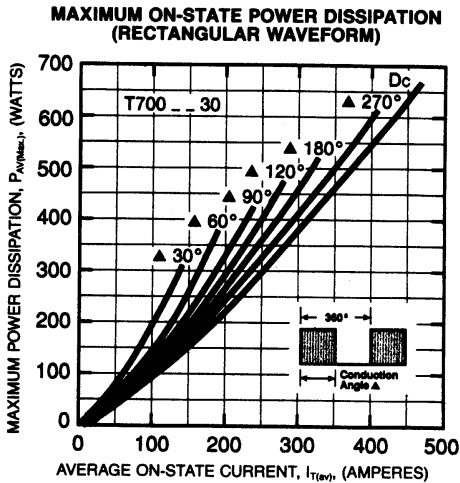
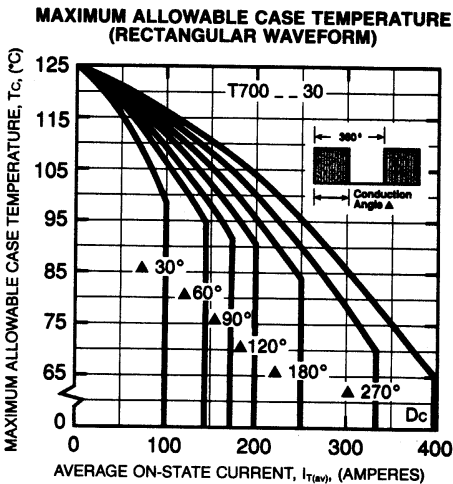
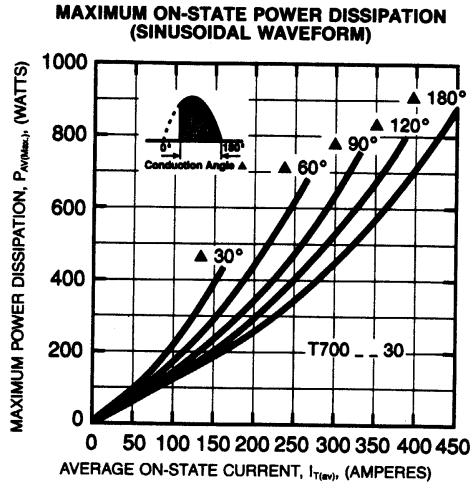
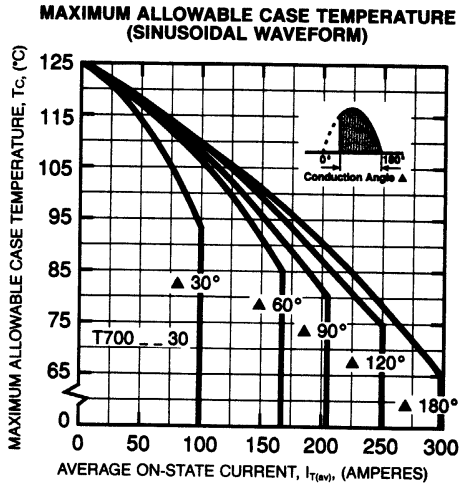
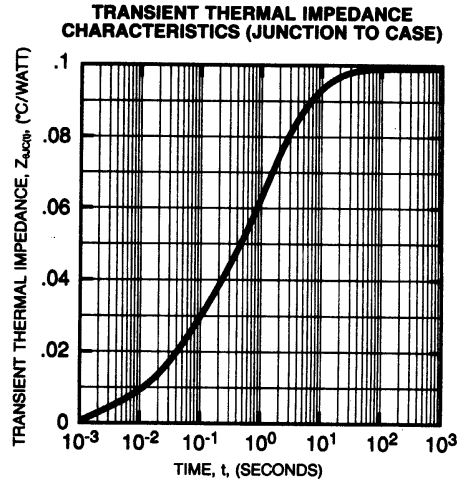
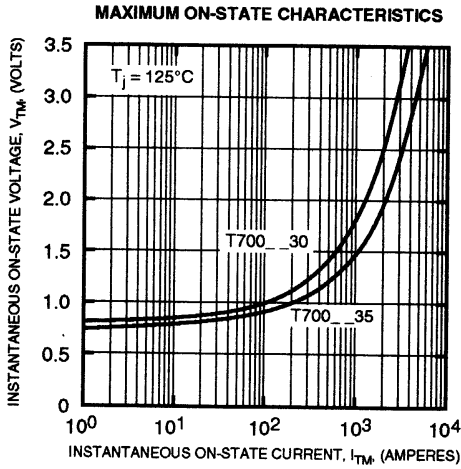
	Symbol	T700 _ _ 30	T700 _ _ 35	Units
RMS On-State Current	$I_{T(RMS)}$	470	550	Amperes
Average On-State Current	$I_{T(av)}$	300	350	Amperes
Peak One-Cycle Surge (Non Repetitive) On-State Current (60Hz)	I_{TSM}	8400	10,000	Amperes
Peak One-Cycle Surge (Non-Repetitive) On-State Current (50Hz)	I_{TSM}	7700	9100	Amperes
Critical Rate-of-Rise of On-State Current (Non-Repetitive)	di/dt	800	800	Amperes/ μ s
Critical Rate-of-Rise of On-State Current (Repetitive)	di/dt	150	150	Amperes/ μ s
I^2t (for Fusing), 8.3 milliseconds	I^2t	295,000	416,000	A ² sec
Peak Gate Power Dissipation	P_{GM}	16	16	Watts
Average Gate Power Dissipation	$P_{G(av)}$	3	3	Watts
Storage Temperature	T_{STG}	-40 to 150	-40 to 150	$^{\circ}$ C
Operating Temperature	T_J	-40 to 125	-40 to 125	$^{\circ}$ C
Mounting Torque		360	360	in.-lb.
Mounting Torque (Lubricated)		400	400	kg-cm

Electrical and Thermal Characteristics

	Symbol	Test Conditions	T700 _ _ 30	T700 _ _ 35	Units
Current—Conducting State Maximums					
Peak On-State Voltage	V_{TM}	$T_J = 25^{\circ}\text{C}, I_{TM} = 625\text{A}$	1.60	1.40	Volts
T700					
Voltage—Blocking State Maximums					
Forward Leakage, Peak	I_{DRM}	$T_J = 125^{\circ}\text{C}, V_{DRM} = \text{rated}$	30		mA
Reverse Leakage, Peak	I_{RRM}	$T_J = 125^{\circ}\text{C}, V_{RRM} = \text{rated}$	30		mA
Switching					
Typical Turn-Off Time	t_q	$I_T = 250\text{A}, di_r/dt = 25\text{A}/\mu\text{sec}, \text{reapplied}$ $dv/dt = 20\text{V}/\mu\text{sec linear}$ $\text{to } 0.8 V_{DRM}, T_J = 125^{\circ}\text{C}$	150		μsec
Typical Turn-On Time	t_{on}	$I_T = 100\text{A}, V_D = 100\text{V}$	7		μsec
Min. Critical dv/dt exponential to V_{DRM}	dv/dt	$T_J = 125^{\circ}\text{C}$	300		V/ μsec
Thermal					
Maximum Thermal Resistance Junction to Case	$R_{\theta JC}$		0.10		$^{\circ}\text{C}/\text{Watt}$
Case to Sink, Lubricated	$R_{\theta CS}$		0.05		$^{\circ}\text{C}/\text{Watt}$
Gate—Maximum Parameters					
Gate Current to Trigger	I_{GT}	$T_J = 25^{\circ}\text{C}, V_D = 12\text{V}$	150		mA
Gate Voltage to Trigger	V_{GT}	$T_J = 25^{\circ}\text{C}, V_D = 12\text{V}$	3		Volts
Non-Triggering Gate Voltage	V_{GDM}	$T_J = 125^{\circ}\text{C}, V_{DRM} = \text{rated}$	0.15		Volts
Peak Forward Gate Current	I_{GTM}		4		Amperes
Peak Reverse Gate Voltage	V_{GRM}		5		Volts

Powerex, Inc., 200 Hillis Street, Youngwood, Pennsylvania 15697-1800 (412) 925-7272
 Powerex, Europe, S.A. 428 Avenue G. Durand, BP107, 72003 Le Mans, France (43) 41.14.14

T700
Phase Control SCR
 300-350 Amperes, 2400 Volts



Powerex, Inc., 200 Hillis Street, Youngwood, Pennsylvania 15697-1800 (412) 925-7272
 Powerex, Europe, S.A. 428 Avenue G. Durand, BP107, 72003 Le Mans, France (43) 41.14.14

T700
Phase Control SCR
 300-350 Amperes, 2400 Volts

