



Chipsmall Limited consists of a professional team with an average of over 10 year of expertise in the distribution of electronic components. Based in Hongkong, we have already established firm and mutual-benefit business relationships with customers from,Europe,America and south Asia,supplying obsolete and hard-to-find components to meet their specific needs.

With the principle of "Quality Parts,Customers Priority,Honest Operation,and Considerate Service",our business mainly focus on the distribution of electronic components. Line cards we deal with include Microchip,ALPS,ROHM,Xilinx,Pulse,ON,Everlight and Freescale. Main products comprise IC,Modules,Potentiometer,IC Socket,Relay,Connector.Our parts cover such applications as commercial,industrial, and automotives areas.

We are looking forward to setting up business relationship with you and hope to provide you with the best service and solution. Let us make a better world for our industry!



Contact us

Tel: +86-755-8981 8866 Fax: +86-755-8427 6832

Email & Skype: info@chipsmall.com Web: www.chipsmall.com

Address: A1208, Overseas Decoration Building, #122 Zhenhua RD., Futian, Shenzhen, China

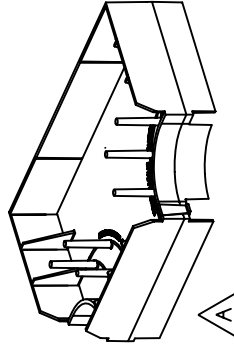
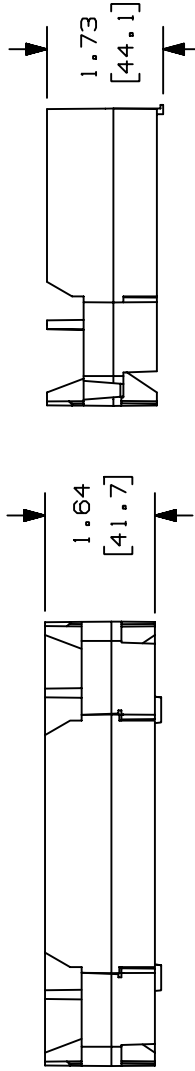
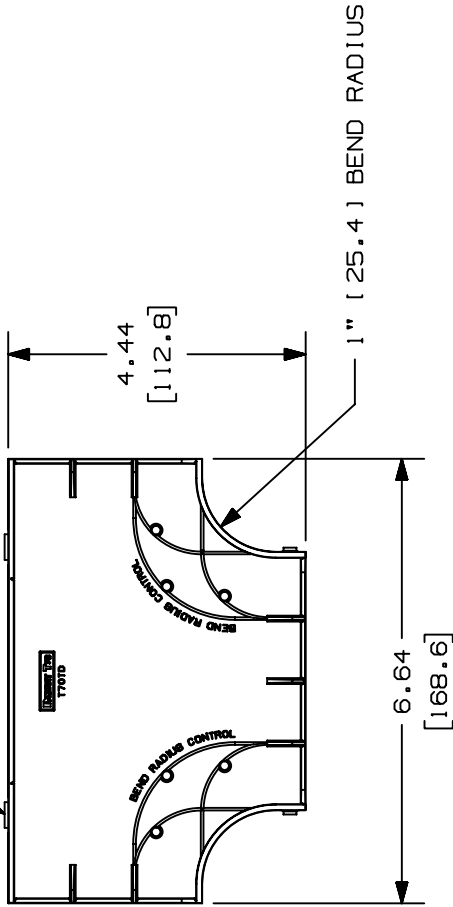


THIS COPY IS PROVIDED ON A RESTRICTED BASIS AND IS NOT TO BE USED IN ANY WAY DETRIMENTAL TO THE INTERESTS OF PANDUIT CORP.

MOUNTING TAB 4 PLACES.

PANDUIT P/N	WEIGHT
T70TD	.226 LB/PC (102.5 g/PC)

- NOTES:
- SEE CURRENT CATALOG FOR ADDITIONAL PART NUMBERS SUFFIXES TO INDICATE COLOR AND/OR PACKAGE QUANTITY.
 - THIS PRODUCT IS INTENDED TO BE USED WITH PANDUIT TYPE T70 RACEWAY.
 - THE INSERT IS INTENDED FOR OPTION TO SEPARATE AND/OR CROSS OVER POWER AND COMMUNICATION FOR PLACEMENT PURPOSES IN THE RACEWAY.
 - THIS PRODUCT IS FEATURED WITH A 1" (25.4) BEND RADIUS.
 - NOMINAL WALL THICKNESS IS .09" (2.31).
 - DIMENSIONS IN PARENTHESES ARE IN METRIC.



CAD FILENAME/LAYERS D38815BA_DC_T70TD_01B

PANDUIT

CORP. TINLEY PARK, ILLINOIS

T70 TEE INSERT FITTING (T70TD) CUSTOMER DRAWING

UNLESS OTHERWISE SPECIFIED, DIMENSIONAL TOLERANCES ARE:
 (.X) ± (.XXX) ±
 (.XX) ±.03(.8) ANGLES ±

UNLESS OTHERWISE SPECIFIED, ALL DIMENSIONS ARE GIVEN IN INCHES, THIRD ANGLE PROJECTION.

SCALE NONE

MAT'L: PVC

DRAWING NO. 38815-02

DWG SIZE A

DATE 1-29-04

CHECKED BY JBN

ECN

CHK

CUST

SUP

REV DATE BY CHK DESCRIPTION

2 06-24-04 JBN RELEASED TO PRODUCTION

1 03-29-04 JBN A. REVISED GEOMETRY: ADDED CHAMFER TO SUPPORT RIBS

R 01-29-04 JBN DRAWING RELEASED

38815-02

RELEASED TO PRODUCTION

ADDED CHAMFER TO SUPPORT RIBS

DRAWING RELEASED

