



Chipsmall Limited consists of a professional team with an average of over 10 year of expertise in the distribution of electronic components. Based in Hongkong, we have already established firm and mutual-benefit business relationships with customers from,Europe,America and south Asia,supplying obsolete and hard-to-find components to meet their specific needs.

With the principle of "Quality Parts,Customers Priority,Honest Operation,and Considerate Service",our business mainly focus on the distribution of electronic components. Line cards we deal with include Microchip,ALPS,ROHM,Xilinx,Pulse,ON,Everlight and Freescale. Main products comprise IC,Modules,Potentiometer,IC Socket,Relay,Connector.Our parts cover such applications as commercial,industrial, and automotives areas.

We are looking forward to setting up business relationship with you and hope to provide you with the best service and solution. Let us make a better world for our industry!



## Contact us


Tel: +86-755-8981 8866 Fax: +86-755-8427 6832

Email & Skype: info@chipsmall.com Web: www.chipsmall.com

Address: A1208, Overseas Decoration Building, #122 Zhenhua RD., Futian, Shenzhen, China



## Standard and Low Profile Tantalum Capacitors

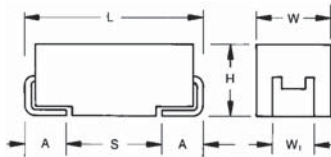


### FEATURES

- General purpose SMT chip tantalum series
- 17 case sizes available, standard and low profile down to 1mm maximum height
- CV range: 0.10 - 2200 $\mu$ F / 2.5 - 50V
- J-lead construction

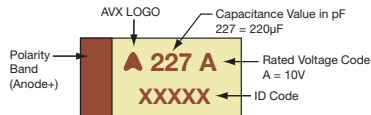
### APPLICATIONS

- General low power DC/DC and LDO
- Entertainment / Infotainment systems
- Height restricted design

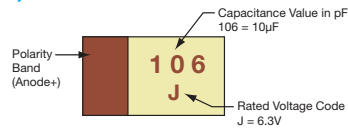


### MARKING

A, B, C, D, E, F, H, K, S, T, U, V, W, X, Y CASE



### P, R CASE



### HOW TO ORDER

TAJ	C	106	M	035	R	NJ	-
Type	Case Size See table above	Capacitance Code pF code: 1st two digits represent significant figures 3rd digit represents multiplier (number of zeros to follow)	Tolerance K = $\pm 10\%$ M = $\pm 20\%$	Rated DC Voltage 002 = 2.5Vdc 004 = 4Vdc 006 = 6.3Vdc 010 = 10Vdc 016 = 16Vdc 020 = 20Vdc 025 = 25Vdc 035 = 35Vdc 050 = 50Vdc	Packaging R = Pure Tin 7" Reel S = Pure Tin 13" Reel A = Gold Plating 7" Reel B = Gold Plating 13" Reel H = Tin Lead 7" Reel K = Tin Lead 13" Reel H, K = Non RoHS A, B, H, K = please contact manufacturer	Specification Suffix NJ = Standard Suffix	Additional characters may be added for special requirements V = Dry pack Option (selected ratings only)

### STANDARD CASE DIMENSIONS: millimeters (inches)

Code	EIA Code	EIA Metric	L $\pm 0.20$ (0.008)	W $\pm 0.20$ (0.008) -0.10 (0.004)	H $\pm 0.20$ (0.008) -0.10 (0.004)	W <sub>1</sub> $\pm 0.20$ (0.008)	A $\pm 0.30$ (0.012) -0.20 (0.008)	S Min.
A	1206	3216-18	3.20 (0.126)	1.60 (0.063)	1.60 (0.063)	1.20 (0.047)	0.80 (0.031)	1.10 (0.043)
B	1210	3528-21	3.50 (0.138)	2.80 (0.110)	1.90 (0.075)	2.20 (0.087)	0.80 (0.031)	1.40 (0.055)
C	2312	6032-28	6.00 (0.236)	3.20 (0.126)	2.60 (0.102)	2.20 (0.087)	1.30 (0.051)	2.90 (0.114)
D	2917	7343-31	7.30 (0.287)	4.30 (0.169)	2.90 (0.114)	2.40 (0.094)	1.30 (0.051)	4.40 (0.173)
E	2917	7343-43	7.30 (0.287)	4.30 (0.169)	4.10 (0.162)	2.40 (0.094)	1.30 (0.051)	4.40 (0.173)
U	2924	7361-43	7.30 (0.287)	6.10 (0.240)	4.10 (0.162)	3.10 (0.120)	1.30 (0.051)	4.40 (0.173)
V	2924	7361-38	7.30 (0.287)	6.10 (0.240)	3.55 (0.140)	3.10 (0.120)	1.30 (0.051)	4.40 (0.173)

W<sub>1</sub> dimension applies to the termination width for A dimensional area only.

### LOW PROFILE CASE DIMENSIONS: millimeters (inches)

Code	EIA Code	EIA Metric	L $\pm 0.20$ (0.008)	W $\pm 0.20$ (0.008) -0.10 (0.004)	H Max.	W <sub>1</sub> $\pm 0.20$ (0.008)	A $\pm 0.30$ (0.012) -0.20 (0.008)	S Min.
F	2312	6032-20	6.00 (0.236)	3.20 (0.126)	2.00 (0.079)	2.20 (0.087)	1.30 (0.051)	2.90 (0.114)
H	1210	3528-15	3.50 (0.138)	2.80 (0.110)	1.50 (0.059)	2.20 (0.087)	0.80 (0.031)	1.40 (0.055)
K	1206	3216-10	3.20 (0.126)	1.60 (0.063)	1.00 (0.039)	1.20 (0.047)	0.80 (0.031)	1.10 (0.043)
P	0805	2012-15	2.05 (0.081)	1.35 (0.053)	1.50 (0.059)	1.00 $\pm 0.10$ (0.039 $\pm 0.004$ )	0.50 (0.020)	0.85 (0.033)
R	0805	2012-12	2.05 (0.081)	1.30 (0.051)	1.20 (0.047)	1.00 $\pm 0.10$ (0.039 $\pm 0.004$ )	0.50 (0.020)	0.85 (0.033)
S	1206	3216-12	3.20 (0.126)	1.60 (0.063)	1.20 (0.047)	1.20 (0.047)	0.80 (0.031)	1.10 (0.043)
T	1210	3528-12	3.50 (0.138)	2.80 (0.110)	1.20 (0.047)	2.20 (0.087)	0.80 (0.031)	1.40 (0.055)
W	2312	6032-15	6.00 (0.236)	3.20 (0.126)	1.50 (0.059)	2.20 (0.087)	1.30 (0.051)	2.90 (0.114)
X	2917	7343-15	7.30 (0.287)	4.30 (0.169)	1.50 (0.059)	2.40 (0.094)	1.30 (0.051)	4.40 (0.173)
Y	2917	7343-20	7.30 (0.287)	4.30 (0.169)	2.00 (0.079)	2.40 (0.094)	1.30 (0.051)	4.40 (0.173)

W<sub>1</sub> dimension applies to the termination width for A dimensional area only.

### TECHNICAL SPECIFICATIONS

Technical Data:	All technical data relate to an ambient temperature of +25°C									
Capacitance Range:	0.10 $\mu$ F to 2200 $\mu$ F									
Capacitance Tolerance:	$\pm 10\%$ ; $\pm 20\%$									
Rated Voltage (V <sub>R</sub> )	$\leq +85^\circ\text{C}$ :	2.5	4	6.3	10	16	20	25	35	50
Category Voltage (V <sub>C</sub> )	$\leq +125^\circ\text{C}$ :	1.7	2.7	4	7	10	13	17	23	33
Surge Voltage (V <sub>S</sub> )	$\leq +85^\circ\text{C}$ :	3.3	5.2	8	13	20	26	32	46	65
Surge Voltage (V <sub>S</sub> )	$\leq +125^\circ\text{C}$ :	2.2	3.4	5	8	13	16	20	28	40
Temperature Range:	-55°C to +125°C									
Reliability:	1% per 1000 hours at 85°C, V <sub>R</sub> with 0.1 $\Omega$ /V series impedance, 60% confidence level									
Qualification:	CECC 30801 - 005 issue 2 EIA 535BAAC for standard case sizes									
Termination Finished:	Sn Plating (standard), Gold and SnPb Plating upon request									
	For AEC-Q200 availability, please contact AVX									



## Standard and Low Profile Tantalum Capacitors

### STANDARD TANTALUMS CAPACITANCE AND RATED VOLTAGE RANGE (LETTER DENOTES CASE SIZE)

Capacitance		Rated voltage DC (V <sub>R</sub> ) to 85°C								
µF	Code	2.5V (e)	4V (G)	6.3V (J)	10V (A)	16V (C)	20V (D)	25V (E)	35V (V)	50V (T)
0.10	104								A	A
0.15	154								A	A/B
0.22	224								A	A/B
0.33	334							A	A	A/B
0.47	474						A	A	A/B	A/B/C
0.68	684						A	A	A/B	A/B/C
1.0	105					A	A	A	A/B	A/B/C
1.5	155				A	A	A	A/B	A/B/C	B/C/D
2.2	225			A	A	A/B	A/B	A/B	A/B/C	B/C/D
3.3	335			A	A	A/B	A/B	A/B/C	B/C	C/D
4.7	475		A	A	A/B	A/B	A/B/C	A/B/C	B/C/D	C/D
6.8	685		A	A/B	A/B	A/B/C	A/B/C	A/B/C	C/D	C/D
10	106		A	A/B	A/B/C	A/B/C	A <sup>(M)</sup> /B/C	B/C/D	C/D/E	D/E/V
15	156		A/B	A/B	A/B/C	A/B/C	B/C/D	C/D	C/D	D/E/V
22	226		A	A/B/C	A/B/C	B/C/D	B/C/D	C/D	D/E	V
33	336	A	A/B	A/B/C	A/B/C/D	B/C/D	C/D	C/D/E	D/E/V	
47	476	A	A/B	A/B/C/D	B/C/D	C/D	C/D/E	D/E	E/V	
68	686	A	A/B/C	B/C/D	B/C/D	C/D	C <sup>(M)</sup> /D/E	D/E/V	V	
100	107	A/B	A/B/C	B/C/D	B/C/D/E	C/D/E	D/E/V	E/V		
150	157	B	B/C	B <sup>(M)</sup> /C/D	C/D/E	D/E/V	E/V	V <sup>(M)</sup>		
220	227	B/D	B/C/D	C/D/E	C/D/E	E/V				
330	337	D	C/D/E	C/D/E	D/E/V	E <sup>(M)</sup>				
470	477	C/D	C/D/E	D/E/V	E/U/V					
680	687	C/D/E	D/E	E/V	E <sup>(M)</sup> /V <sup>(M)</sup>					
1000	108	D <sup>(M)</sup> /E	D/E/V	E <sup>(M)</sup> /V <sup>(M)</sup>						
1500	158	D/E/V <sup>(M)</sup>	E/V <sup>(M)</sup>							
2200	228	V <sup>(M)</sup>								

### LOW PROFILE TANTALUMS CAPACITANCE AND RATED VOLTAGE RANGE (LETTER DENOTES CASE SIZE)

Capacitance		Rated voltage DC (V <sub>R</sub> ) to 85°C								
µF	Code	2.5V (e)	4V (G)	6.3V (J)	10V (A)	16V (C)	20V (D)	25V (E)	35V (V)	50V (T)
0.10	104						R/S		R/S	S
0.15	154						R/S	R	R/S	S
0.22	224						R/S	R	R/S	P/R/S
0.33	334						R/S	R	R/S	P/R <sup>(M)</sup> /S/T
0.47	474						R/S	R/S	R/S/T	S/T
0.68	684					R/S	R/S/T	R/S	P/S/T	
1.0	105				R/S	R/S/T	R/S/T	P/R/S	P/S/T	W
1.5	155				R/S	R/S	P/R/S/T	P/S/T	T	W
2.2	225		R/S	R/S	R/S	R/S/T	P/R/S/T	T	T	W
3.3	335		R/S	R/S	R/S/T	R/S/T	T	T/W	W	Y
4.7	475	R	R/S	R/S/T	R/S/T	K/P/S/T	T	T/W	W	X/Y
6.8	685	R	R/S/T	R/S/T	P/R/S/T	S/T	T	W	Y	Y
10	106	R/S	R/S/T	P/R/S/T	K/P/R <sup>(M)</sup> /S/T	T/W	W	W	X/Y	
15	156	R	R/S/T	K/P/R/S/T	S/T/W	T <sup>(M)</sup> /W	W	Y	Y	
22	226	P/R	K/P/R/S/T	K/P <sup>(M)</sup> /S/T/W	T/W	W	W/Y	F/Y	Y	
33	336	K/P/S	K/P <sup>(M)</sup> /S/T/W	T/W	W	W/Y	X/Y	Y		
47	476	P <sup>(M)</sup> /S	T/W	T/W	H/W/Y	W/X/Y	X/Y	Y		
68	686	T	T/W	W	W/Y	F/X/Y	Y			
100	107	T/W	T <sup>(M)</sup> /W	W/Y	W/X/Y	F <sup>(M)</sup> /Y				
150	157	T <sup>(M)</sup> /W	W/Y	W/X/Y	F/X <sup>(M)</sup> /Y	Y <sup>(M)</sup>				
220	227	W/Y	W/X/Y	F/X/Y	Y					
330	337	W <sup>(M)</sup> /Y	F/X/Y	Y						
470	477	F/Y	Y	Y						
680	687	Y	Y <sup>(M)</sup>							
1000	108	Y <sup>(M)</sup>								

Not recommended for new designs; higher voltage or smaller case size alternatives are available.

Released ratings <sup>(M tolerance only)</sup>

Engineering samples - please contact AVX

\*Ratings under development - subject to change

Note: Voltage ratings are minimum values. AVX reserves the right to supply higher voltage ratings in the same case size, to the same reliability standards.

# TAJ Series



## Standard and Low Profile Tantalum Capacitors

### RATINGS & PART NUMBER REFERENCE

AVX Part No.	Case Size	Capacitance (µF)	Rated Voltage (V)	Rated Temperature (°C)	Category Voltage (V)	Category Temperature (°C)	DCL Max. (µA)	DF Max. (%)	ESR Max. @ 100kHz (Ω)	MSL	100kHz RMS Current (mA)		
											25°C	85°C	125°C
<b>2.5 Volt @ 85°C</b>													
TAJR475*002#NJ	R	4.7	2.5	85	1.7	125	0.5	6	20	1	52	47	21
TAJR685*002#NJ	R	6.8	2.5	85	1.7	125	0.5	6	20	1	52	47	21
TAJR106*002#NJ	R	10	2.5	85	1.7	125	0.5	8	4.5	1	111	99	44
TAJS106*002#NJ	S	10	2.5	85	1.7	125	0.5	6	8	1	90	81	36
TAJR156*002#NJ	R	15	2.5	85	1.7	125	0.5	8	4.1	1	116	104	46
TAJP226*002#NJ	P	22	2.5	85	1.7	125	0.5	8	3.5	1	131	118	52
TAJR226*002#NJ	R	22	2.5	85	1.7	125	0.5	8	3.8	1	120	108	48
TAJA336*002#NJ	A	33	2.5	85	1.7	125	0.8	8	1.7	1	210	189	84
TAJK336*002#NJ	K	33	2.5	85	1.7	125	0.8	8	1.7	1	188	169	75
TAJP336*002#NJ	P	33	2.5	85	1.7	125	0.7	8	3.5	1	131	118	52
TAJS336*002#NJ	S	33	2.5	85	1.7	125	0.7	8	1.5	1	208	187	83
TAJA476*002#NJ	A	47	2.5	85	1.7	125	0.9	6	3	1	158	142	63
TAJP476M002#NJ	P	47	2.5	85	1.7	125	1.2	12	3.2	1	137	123	55
TAJS476*002#NJ	S	47	2.5	85	1.7	125	1.2	8	1.6	1	202	181	81
TAJA686*002#NJ	A	68	2.5	85	1.7	125	1.4	8	1.5	1	224	201	89
TAJT686*002#NJ	T	68	2.5	85	1.7	125	1.4	8	1.5	1	231	208	92
TAJA107*002#NJ	A	100	2.5	85	1.7	125	2.5	30	1.4	1	231	208	93
TAJB107*002#NJ	B	100	2.5	85	1.7	125	2.5	8	1.4	1	246	222	99
TAJT107*002#NJ	T	100	2.5	85	1.7	125	2.5	15	1.3	1	248	223	99
TAJW107*002#NJ	W	100	2.5	85	1.7	125	2.5	8	0.4	1	474	427	190
TAJB157*002#NJ	B	150	2.5	85	1.7	125	3	10	1.6	1	230	207	92
TAJT157M002#NJ	T	150	2.5	85	1.7	125	3.8	18	1.2	1	258	232	103
TAJW157*002#NJ	W	150	2.5	85	1.7	125	3.8	8	0.3	1	548	493	219
TAJB227*002#NJ	B	220	2.5	85	1.7	125	4.4	16	1.6	1	230	207	92
TAJD227*002#NJ	D	220	2.5	85	1.7	125	5.5	8	0.3	1	707	636	283
TAJW227*002#NJ	W	220	2.5	85	1.7	125	5.5	8	0.3	1	548	493	219
TAJY227*002#NJ	Y	220	2.5	85	1.7	125	5.5	8	0.3	1 <sup>1)</sup>	645	581	258
TAJD337*002#NJ	D	330	2.5	85	1.7	125	8.2	8	0.3	1	707	636	283
TAJW337M002#NJ	W	330	2.5	85	1.7	125	8.2	12	0.3	1	548	493	219
TAJY337*002#NJ	Y	330	2.5	85	1.7	125	8.2	8	0.3	1 <sup>1)</sup>	645	581	258
TAJC477*002#NJ	C	470	2.5	85	1.7	125	9.4	12	0.2	1	742	667	297
TAJD477*002#NJ	D	470	2.5	85	1.7	125	11.6	8	0.2	1	866	779	346
TAJF477*002#NJ	F	470	2.5	85	1.7	125	11.8	12	0.3	1	577	520	231
TAJY477*002#NJ	Y	470	2.5	85	1.7	125	11	12	0.2	1 <sup>1)</sup>	791	712	316
TAJC687*002#NJ	C	680	2.5	85	1.7	125	17	18	0.2	1	742	667	297
TAJD687*002#NJ	D	680	2.5	85	1.7	125	17	16	0.2	1	866	779	346
TAJE687*002#NJ	E	680	2.5	85	1.7	125	17	10	0.2	1 <sup>1)</sup>	908	817	363
TAJY687*002#NJ	Y	680	2.5	85	1.7	125	17	12	0.2	1 <sup>1)</sup>	791	712	316
TAJD108M002#NJ	D	1000	2.5	85	1.7	125	25	20	0.2	1	866	779	346
TAJE108*002#NJ	E	1000	2.5	85	1.7	125	20	14	0.4	1 <sup>1)</sup>	642	578	257
TAJY108M002#NJ	Y	1000	2.5	85	1.7	125	25	30	0.2	1 <sup>1)</sup>	791	712	316
TAJD158*002#NJ	D	1500	2.5	85	1.7	125	37.5	60	0.2	1	866	779	346
TAJE158*002#NJ	E	1500	2.5	85	1.7	125	37	20	0.2	1 <sup>1)</sup>	908	817	363
TAJV158M002#NJ	V	1500	2.5	85	1.7	125	30	20	0.2	1 <sup>1)</sup>	1118	1006	447
TAJV228M002#NJ	V	2200	2.5	85	1.7	125	55	50	0.2	1 <sup>1)</sup>	1118	1006	447
<b>4 Volt @ 85°C</b>													
TAJR225*004#NJ	R	2.2	4	85	2.7	125	0.5	6	25	1	47	42	19
TAJS225*004#NJ	S	2.2	4	85	2.7	125	0.5	6	25	1	51	46	20
TAJR335*004#NJ	R	3.3	4	85	2.7	125	0.5	6	20	1	52	47	21
TAJS335*004#NJ	S	3.3	4	85	2.7	125	0.5	6	18	1	60	54	24
TAJR475*004#NJ	R	4.7	4	85	2.7	125	0.5	6	12	1	68	61	27
TAJS475*004#NJ	S	4.7	4	85	2.7	125	0.5	6	10	1	81	73	32
TAJR685*004#NJ	R	6.8	4	85	2.7	125	0.5	6	5.2	1	103	93	41
TAJS685*004#NJ	S	6.8	4	85	2.7	125	0.5	6	8	1	90	81	36
TAJT685*004#NJ	T	6.8	4	85	2.7	125	0.5	6	6	1	115	104	46
TAJR106*004#NJ	R	10	4	85	2.7	125	0.5	6	7	1	89	80	35
TAJS106*004#NJ	S	10	4	85	2.7	125	0.5	6	6	1	104	94	42
TAJT106*004#NJ	T	10	4	85	2.7	125	0.5	6	5	1	126	114	51
TAJR156*004#NJ	R	15	4	85	2.7	125	0.6	8	4	1	117	106	47
TAJS156*004#NJ	S	15	4	85	2.7	125	0.6	8	4	1	127	115	51
TAJT156*004#NJ	T	15	4	85	2.7	125	0.6	6	2	1	200	180	80
TAJK226*004#NJ	K	22	4	85	2.7	125	0.9	8	1.8	1	183	164	73
TAJP226*004#NJ	P	22	4	85	2.7	125	0.9	8	4	1	122	110	49
TAJR226*004#NJ	R	22	4	85	2.7	125	0.9	8	3.8	1	120	108	48
TAJS226*004#NJ	S	22	4	85	2.7	125	0.9	8	3.5	1	136	123	55
TAJT226*004#NJ	T	22	4	85	2.7	125	0.9	6	1.9	1	205	185	82
TAJA336*004#NJ	A	33	4	85	2.7	125	1.3	6	3	1	158	142	63
TAJK336*004#NJ	K	33	4	85	2.7	125	1.3	10	1.7	1	188	169	75
TAJP336M004#NJ	P	33	4	85	2.7	125	1.3	8	2.8	1	146	132	59
TAJS336*004#NJ	S	33	4	85	2.7	125	1.3	8	1.7	1	196	176	78

### RATINGS & PART NUMBER REFERENCE

AVX Part No.	Case Size	Capacitance (µF)	Rated Voltage (V)	Rated Temperature (°C)	Category Voltage (V)	Category Temperature (°C)	DCL Max. (µA)	DF Max. (%)	ESR Max. @ 100kHz (Ω)	MSL	100kHz RMS Current (mA)		
											25°C	85°C	125°C
TAJT336*004#NJ	T	33	4	85	2.7	125	1.3	6	1.7	1	217	195	87
TAJW336*004#NJ	W	33	4	85	2.7	125	1.3	6	0.6	1	387	349	155
TAJA476*004#NJ	A	47	4	85	2.7	125	1.9	8	2.6	1	170	153	68
TAJT476*004#NJ	T	47	4	85	2.7	125	1.9	10	1.6	1	224	201	89
TAJW476*004#NJ	W	47	4	85	2.7	125	1.9	6	0.5	1	424	382	170
TAJA686*004#NJ	A	68	4	85	2.7	125	2.7	10	1.5	1	224	201	89
TAJB686*004#NJ	B	68	4	85	2.7	125	2.7	6	1.8	1	217	196	87
TAJT686*004#NJ	T	68	4	85	2.7	125	2.7	15	1.5	1	231	208	92
TAJW686*004#NJ	W	68	4	85	2.7	125	2.7	6	0.4	1	474	427	190
TAJA107*004#NJ	A	100	4	85	2.7	125	4	30	1.4	1	231	208	93
TAJB107*004#NJ	B	100	4	85	2.7	125	4	8	0.9	1	307	277	123
TAJT107M004#NJ	T	100	4	85	2.7	125	4	14	1.4	1	239	215	96
TAJW107*004#NJ	W	100	4	85	2.7	125	4	6	0.4	1	474	427	190
TAJB157*004#NJ	B	150	4	85	2.7	125	6	10	1.5	1	238	214	95
TAJC157*004#NJ	C	150	4	85	2.7	125	6	6	0.3	1	606	545	242
TAJW157*004#NJ	W	150	4	85	2.7	125	6	6	0.5	1	424	382	170
TAJY157*004#NJ	Y	150	4	85	2.7	125	6	6	0.4	1 <sup>1)</sup>	559	503	224
TAJB227*004#NJ	B	220	4	85	2.7	125	8.8	12	1.1	1	278	250	111
TAJC227*004#NJ	C	220	4	85	2.7	125	8.8	8	1.2	1	303	272	121
TAJD227*004#NJ	D	220	4	85	2.7	125	8.8	8	0.9	1	408	367	163
TAJW227*004#NJ	W	220	4	85	2.7	125	8.8	8	0.3	1	548	493	219
TAJX227*004#NJ	X	220	4	85	2.7	125	8.8	8	0.9	1 <sup>1)</sup>	577	520	231
TAJY227*004#NJ	Y	220	4	85	2.7	125	8.8	8	0.3	1 <sup>1)</sup>	645	581	258
TAJC337*004#NJ	C	330	4	85	2.7	125	13.2	8	0.3	1	606	545	242
TAJD337*004#NJ	D	330	4	85	2.7	125	13.2	8	0.9	1	408	367	163
TAJF337*004#NJ	F	330	4	85	2.7	125	13.2	10	0.3	1	577	520	231
TAJX337*004#NJ	X	330	4	85	2.7	125	13.2	8	0.3	1 <sup>1)</sup>	577	520	231
TAJY337*004#NJ	Y	330	4	85	2.7	125	13.2	12	0.4	1 <sup>1)</sup>	559	503	224
TAJC477*004#NJ	C	470	4	85	2.7	125	18.8	14	0.3	1	606	545	242
TAJD477*004#NJ	D	470	4	85	2.7	125	18.8	12	0.9	1	408	367	163
TAJE477*004#NJ	E	470	4	85	2.7	125	18.8	10	0.5	1 <sup>1)</sup>	574	517	230
TAJY477*004#NJ	Y	470	4	85	2.7	125	18.8	14	0.4	1 <sup>1)</sup>	559	503	224
TAJD687*004#NJ	D	680	4	85	2.7	125	27.2	14	0.5	1	548	493	219
TAJE687*004#NJ	E	680	4	85	2.7	125	27.2	14	0.9	1 <sup>1)</sup>	428	385	171
TAJY687M004#NJ	Y	680	4	85	2.7	125	27.2	25	0.2	1 <sup>1)</sup>	791	712	316
TAJD108*004#NJ	D	1000	4	85	2.7	125	40	60	0.2	1	866	779	346
TAJE108*004#NJ	E	1000	4	85	2.7	125	40	14	0.4	1 <sup>1)</sup>	642	578	257
TAJV108*004#NJ	V	1000	4	85	2.7	125	40	16	0.2	1 <sup>1)</sup>	1118	1006	447
TAJE158*004#NJ	E	1500	4	85	2.7	125	60	30	0.2	1 <sup>1)</sup>	908	817	363
TAJV158M004#NJ	V	1500	4	85	2.7	125	60	30	0.2	1 <sup>1)</sup>	1118	1006	447
<b>6.3 Volt @ 85°C</b>													
TAJR155*006#NJ	R	1.5	6.3	85	4	125	0.5	6	25	1	47	42	19
TAJS155*006#NJ	S	1.5	6.3	85	4	125	0.5	6	25	1	51	46	20
TAJR225*006#NJ	R	2.2	6.3	85	4	125	0.5	6	20	1	52	47	21
TAJS225*006#NJ	S	2.2	6.3	85	4	125	0.5	6	18	1	60	54	24
TAJR335*006#NJ	R	3.3	6.3	85	4	125	0.5	6	12	1	68	61	27
TAJS335*006#NJ	S	3.3	6.3	85	4	125	0.5	6	9	1	85	76	34
TAJR475*006#NJ	R	4.7	6.3	85	4	125	0.5	6	7	1	89	80	35
TAJS475*006#NJ	S	4.7	6.3	85	4	125	0.5	6	7.5	1	93	84	37
TAJT475*006#NJ	T	4.7	6.3	85	4	125	0.5	6	6	1	115	104	46
TAJR685*006#NJ	R	6.8	6.3	85	4	125	0.5	8	7	1	89	80	35
TAJS685*006#NJ	S	6.8	6.3	85	4	125	0.5	6	2.6	1	158	142	63
TAJT685*006#NJ	T	6.8	6.3	85	4	125	0.5	6	5	1	126	114	51
TAJA106*006#NJ	A	10	6.3	85	4	125	0.6	6	4	1	137	123	55
TAJP106*006#NJ	P	10	6.3	85	4	125	0.6	8	6	1	100	90	40
TAJR106*006#NJ	R	10	6.3	85	4	125	0.6	8	6	1	96	86	38
TAJS106*006#NJ	S	10	6.3	85	4	125	0.6	8	4	1	127	115	51
TAJT106*006#NJ	T	10	6.3	85	4	125	0.6	6	4	1	141	127	57
TAJA156*006#NJ	A	15	6.3	85	4	125	0.9	6	3.5	1	146	132	59
TAJK156*006#NJ	K	15	6.3	85	4	125	0.9	6	2	1	173	156	69
TAJP156*006#NJ	P	15	6.3	85	4	125	0.9	8	3.5	1	131	118	52
TAJR156*006#NJ	R	15	6.3	85	4	125	0.9	8	4.1	1	116	104	46
TAJS156*006#NJ	S	15	6.3	85	4	125	0.9	8	3.5	1	136	123	55
TAJT156*006#NJ	T	15	6.3	85	4	125	0.9	6	3.5	1	151	136	60
TAJA226*006#NJ	A	22	6.3	85	4	125	1.4	6	3	1	158	142	63
TAJK226*006#NJ	K	22	6.3	85	4	125	1.3	10	1.8	1	183	164	73
TAJP226M006#NJ	P	22	6.3	85	4	125	1.3	8	3.3	1	135	121	54
TAJS226*006#NJ	S	22	6.3	85	4	125	1.3	10	1.8	1	190	171	76
TAJT226*006#NJ	T	22	6.3	85	4	125	1.4	8	2.5	1	179	161	72
TAJW226*006#NJ	W	22	6.3	85	4	125	1.3	6	0.6	1	387	349	155
TAJA336*006#NJ	A	33	6.3	85	4	125	2.1	8	2.2	1	185	166	74

# TAJ Series



## Standard and Low Profile Tantalum Capacitors

### RATINGS & PART NUMBER REFERENCE

AVX Part No.	Case Size	Capacitance (µF)	Rated Voltage (V)	Rated Temperature (°C)	Category Voltage (V)	Category Temperature (°C)	DCL Max. (µA)	DF Max. (%)	ESR Max. @ 100kHz (Ω)	MSL	100kHz RMS Current (mA)		
											25°C	85°C	125°C
TAJT336*006#NJ	T	33	6.3	85	4	125	2.1	10	2.5	1	179	161	72
TAJW336*006#NJ	W	33	6.3	85	4	125	2	6	0.5	1	424	382	170
TAJA476*006#NJ	A	47	6.3	85	4	125	2.8	10	1.6	1	217	195	87
TAJB476*006#NJ	B	47	6.3	85	4	125	3	6	2	1	206	186	82
TAJC476*006#NJ	C	47	6.3	85	4	125	3	6	1.6	1	262	236	105
TAJT476*006#NJ	T	47	6.3	85	4	125	2.8	10	1.6	1	224	201	89
TAJW476*006#NJ	W	47	6.3	85	4	125	2.8	6	0.5	1	424	382	170
TAJB686*006#NJ	B	68	6.3	85	4	125	4	8	0.9	1	307	277	123
TAJC686*006#NJ	C	68	6.3	85	4	125	4.3	6	1.5	1	271	244	108
TAJW686*006#NJ	W	68	6.3	85	4	125	4.3	6	1.5	1	245	220	98
TAJB107*006#NJ	B	100	6.3	85	4	125	6.3	10	1.7	1	224	201	89
TAJC107*006#NJ	C	100	6.3	85	4	125	6.3	6	0.9	1	350	315	140
TAJW107*006#NJ	W	100	6.3	85	4	125	6.3	6	0.9	1	316	285	126
TAJY107*006#NJ	Y	100	6.3	85	4	125	6.3	6	0.7	1 <sup>1)</sup>	423	380	169
TAJB157M006#NJ	B	150	6.3	85	4	125	9.5	10	1.2	1	266	240	106
TAJC157*006#NJ	C	150	6.3	85	4	125	9.5	6	1.3	1	291	262	116
TAJD157*006#NJ	D	150	6.3	85	4	125	9.5	6	0.9	1	408	367	163
TAJW157*006#NJ	W	150	6.3	85	4	125	9	8	0.3	1	548	493	219
TAJX157*006#NJ	X	150	6.3	85	4	125	9	6	0.4	1 <sup>1)</sup>	500	450	200
TAJY157*006#NJ	Y	150	6.3	85	4	125	9.5	6	0.4	1 <sup>1)</sup>	559	503	224
TAJC227*006#NJ	C	220	6.3	85	4	125	13.9	8	1.2	1	303	272	121
TAJD227*006#NJ	D	220	6.3	85	4	125	13.9	8	0.4	1	612	551	245
TAJE227*006#NJ	E	220	6.3	85	4	125	13.9	8	0.4	1 <sup>1)</sup>	642	578	257
TAJF227*006#NJ	F	220	6.3	85	4	125	13.2	10	0.3	1	577	520	231
TAJX227*006#NJ	X	220	6.3	85	4	125	13.2	8	0.3	1 <sup>1)</sup>	577	520	231
TAJY227*006#NJ	Y	220	6.3	85	4	125	13.9	8	0.7	1 <sup>1)</sup>	423	380	169
TAJC337*006#NJ	C	330	6.3	85	4	125	19.8	12	0.5	1	469	422	188
TAJD337*006#NJ	D	330	6.3	85	4	125	20.8	8	0.4	1	612	551	245
TAJE337*006#NJ	E	330	6.3	85	4	125	20.8	8	0.4	1 <sup>1)</sup>	642	578	257
TAJY337*006#NJ	Y	330	6.3	85	4	125	20.8	12	0.4	1 <sup>1)</sup>	559	503	224
TAJD477*006#NJ	D	470	6.3	85	4	125	28	12	0.4	1	612	551	245
TAJE477*006#NJ	E	470	6.3	85	4	125	28	10	0.4	1 <sup>1)</sup>	642	578	257
TAJV477*006#NJ	V	470	6.3	85	4	125	28	10	0.4	1 <sup>1)</sup>	791	712	316
TAJY477*006#NJ	Y	470	6.3	85	4	125	28.2	20	0.2	1 <sup>1)</sup>	791	712	316
TAJE687*006#NJ	E	680	6.3	85	4	125	42.8	10	0.5	1 <sup>1)</sup>	574	517	230
TAJV687*006#NJ	V	680	6.3	85	4	125	42.8	10	0.5	1 <sup>1)</sup>	707	636	283
TAJE108M006#NJ	E	1000	6.3	85	4	125	60	20	0.2	1 <sup>1)</sup>	908	817	363
TAJV108M006#NJ	V	1000	6.3	85	4	125	60	16	0.2	1 <sup>1)</sup>	1118	1006	447
<b>10 Volt @ 85°C</b>													
TAJR105*010#NJ	R	1	10	85	7	125	0.5	4	25	1	47	42	19
TAJS105*010#NJ	S	1	10	85	7	125	0.5	4	25	1	51	46	20
TAJR155*010#NJ	R	1.5	10	85	7	125	0.5	6	20	1	52	47	21
TAJS155*010#NJ	S	1.5	10	85	7	125	0.5	6	20	1	57	51	23
TAJR225*010#NJ	R	2.2	10	85	7	125	0.5	6	15	1	61	54	24
TAJS225*010#NJ	S	2.2	10	85	7	125	0.5	6	12	1	74	66	29
TAJR335*010#NJ	R	3.3	10	85	7	125	0.5	6	8	1	83	75	33
TAJS335*010#NJ	S	3.3	10	85	7	125	0.5	6	8	1	90	81	36
TAJT335*010#NJ	T	3.3	10	85	7	125	0.5	6	6	1	115	104	46
TAJA475*010#NJ	A	4.7	10	85	7	125	0.5	6	5	1	122	110	49
TAJR475*010#NJ	R	4.7	10	85	7	125	0.5	6	9	1	78	70	31
TAJS475*010#NJ	S	4.7	10	85	7	125	0.5	6	5	1	114	103	46
TAJT475*010#NJ	T	4.7	10	85	7	125	0.5	6	5	1	126	114	51
TAJA685*010#NJ	A	6.8	10	85	7	125	0.7	6	4	1	137	123	55
TAJP685*010#NJ	P	6.8	10	85	7	125	0.6	6	5	1	110	99	44
TAJR685*010#NJ	R	6.8	10	85	7	125	0.7	6	5.2	1	103	93	41
TAJS685*010#NJ	S	6.8	10	85	7	125	0.7	6	4	1	127	115	51
TAJT685*010#NJ	T	6.8	10	85	7	125	0.7	6	4	1	141	127	57
TAJA106*010#NJ	A	10	10	85	7	125	1	6	3	1	158	142	63
TAJK106*010#NJ	K	10	10	85	7	125	1	6	2.2	1	165	149	66
TAJP106*010#NJ	P	10	10	85	7	125	1	8	6	1	100	90	40
TAJR106M010#NJ	R	10	10	85	7	125	1	20	6	1	96	86	38
TAJS106*010#NJ	S	10	10	85	7	125	1	8	3	1	147	132	59
TAJT106*010#NJ	T	10	10	85	7	125	1	6	3	1	163	147	65
TAJA156*010#NJ	A	15	10	85	7	125	1.5	6	3.2	1	153	138	61
TAJB156*010#NJ	B	15	10	85	7	125	1.5	6	2.8	1	174	157	70
TAJS156*010#NJ	S	15	10	85	7	125	1.5	6	2	1	180	162	72
TAJT156*010#NJ	T	15	10	85	7	125	1.5	8	2.8	1	169	152	68
TAJW156*010#NJ	W	15	10	85	7	125	1.5	6	0.7	1	359	323	143
TAJA226*010#NJ	A	22	10	85	7	125	2.2	8	3	1	158	142	63
TAJB226*010#NJ	B	22	10	85	7	125	2.2	6	2.4	1	188	169	75
TAJT226*010#NJ	T	22	10	85	7	125	2.2	8	2.2	1	191	172	76

# TAJ Series



## Standard and Low Profile Tantalum Capacitors

### RATINGS & PART NUMBER REFERENCE

AVX Part No.	Case Size	Capacitance (µF)	Rated Voltage (V)	Rated Temperature (°C)	Category Voltage (V)	Category Temperature (°C)	DCL Max. (µA)	DF Max. (%)	ESR Max. @ 100kHz (Ω)	MSL	100kHz RMS Current (mA)		
											25°C	85°C	125°C
TAJW226*010#NJ	W	22	10	85	7	125	2.2	6	0.6	1	387	349	155
TAJA336*010#NJ	A	33	10	85	7	125	3.3	8	1.7	1	210	189	84
TAJB336*010#NJ	B	33	10	85	7	125	3.3	6	1.8	1	217	196	87
TAJC336*010#NJ	C	33	10	85	7	125	3.3	6	1.6	1	262	236	105
TAJW336*010#NJ	W	33	10	85	7	125	3.3	6	1.6	1	237	213	95
TAJB476*010#NJ	B	47	10	85	7	125	4.7	8	1	1	292	262	117
TAJC476*010#NJ	C	47	10	85	7	125	4.7	6	1.2	1	303	272	121
TAJH476*006#NJ	H	47	10	85	7	125	4.7	8	1.0	1	283	255	113
TAJW476*010#NJ	W	47	10	85	7	125	4.7	6	1.4	1	254	228	101
TAJY476*010#NJ	Y	47	10	85	7	125	4.7	6	0.5 1 <sup>1)</sup>		500	450	200
TAJB686*010#NJ	B	68	10	85	7	125	6.8	6	1.4	1	246	222	99
TAJC686*010#NJ	C	68	10	85	7	125	6.8	6	1.3	1	291	262	116
TAJW686*010#NJ	W	68	10	85	7	125	6.8	6	1.2	1	274	246	110
TAJY686*010#NJ	Y	68	10	85	7	125	6.8	6	0.9 1 <sup>1)</sup>		373	335	149
TAJB107*010#NJ	B	100	10	85	7	125	10	8	1.4	1	246	222	99
TAJC107*010#NJ	C	100	10	85	7	125	10	8	1.2	1	303	272	121
TAJD107*010#NJ	D	100	10	85	7	125	10	6	0.9 1		408	367	163
TAJW107*010#NJ	W	100	10	85	7	125	10	6	0.4 1		474	427	190
TAJX107*010#NJ	X	100	10	85	7	125	10	8	0.9 1 <sup>1)</sup>		333	300	133
TAJY107*010#NJ	Y	100	10	85	7	125	10	6	0.9 1 <sup>1)</sup>		373	335	149
TAJC157*010#NJ	C	150	10	85	7	125	15	8	0.9 1		350	315	140
TAJD157*010#NJ	D	150	10	85	7	125	15	8	0.9 1		408	367	163
TAJE157*010#NJ	E	150	10	85	7	125	15	8	0.9 1 <sup>1)</sup>		428	385	171
TAJF157*010#NJ	F	150	10	85	7	125	15	10	0.3 1		577	520	231
TAJX157M010#NJ	X	150	10	85	7	125	15	6	0.3 1 <sup>1)</sup>		577	520	231
TAJY157*010#NJ	Y	150	10	85	7	125	15	6	1.2 1 <sup>1)</sup>		323	290	129
TAJC227*010#NJ	C	220	10	85	7	125	22	16	0.5 1		469	422	188
TAJD227*010#NJ	D	220	10	85	7	125	22	8	0.5 1		548	493	219
TAJE227*010#NJ	E	220	10	85	7	125	22	8	0.5 1 <sup>1)</sup>		574	517	230
TAJY227*010#NJ	Y	220	10	85	7	125	22	10	0.5 1 <sup>1)</sup>		500	450	200
TAJD337*010#NJ	D	330	10	85	7	125	33	8	0.9 1		408	367	163
TAJE337*010#NJ	E	330	10	85	7	125	33	8	0.9 1 <sup>1)</sup>		428	385	171
TAJV337*010#NJ	V	330	10	85	7	125	33	10	0.9 1 <sup>1)</sup>		572	474	211
TAJE477*010#NJ	E	470	10	85	7	125	47	10	0.5 1 <sup>1)</sup>		574	517	230
TAJU477*010RNJ	U	470	10	85	7	125	47	12	0.5 1 <sup>1)</sup>		574	517	230
TAJV477*010#NJ	V	470	10	85	7	125	47	10	0.5 1 <sup>1)</sup>		707	636	283
TAJE687M010#NJ	E	680	10	85	7	125	68	18	0.4 3		642	578	257
TAJV687M010#NJ	V	680	10	85	7	125	68	18	0.4 3		791	712	316
<b>16 Volt @ 85°C</b>													
TAJR684*016#NJ	R	0.68	16	85	10	125	0.5	4	25	1	47	42	19
TAJS684*016#NJ	S	0.68	16	85	10	125	0.5	4	25	1	51	46	20
TAJR105*016#NJ	R	1	16	85	10	125	0.5	4	20	1	52	47	21
TAJS105*016#NJ	S	1	16	85	10	125	0.5	4	15	1	66	59	26
TAJT105*016#NJ	T	1	16	85	10	125	0.5	4	5	1	126	114	51
TAJR155*016#NJ	R	1.5	16	85	10	125	0.5	6	10	1	74	67	30
TAJS155*016#NJ	S	1.5	16	85	10	125	0.5	6	12	1	74	66	29
TAJA225*016#NJ	A	2.2	16	85	10	125	0.5	6	6.5	1	107	97	43
TAJR225*016#NJ	R	2.2	16	85	10	125	0.5	6	6.5	1	92	83	37
TAJS225*016#NJ	S	2.2	16	85	10	125	0.5	6	6	1	104	94	42
TAJT225*016#NJ	T	2.2	16	85	10	125	0.5	6	6.5	1	111	100	44
TAJA335*016#NJ	A	3.3	16	85	10	125	0.5	6	5	1	122	110	49
TAJB335*016#NJ	B	3.3	16	85	10	125	0.5	6	4.5	1	137	124	55
TAJR335*016#NJ	R	3.3	16	85	10	125	0.5	8	5	1	105	94	42
TAJS335*016#NJ	S	3.3	16	85	10	125	0.5	6	5	1	114	103	46
TAJT335*016#NJ	T	3.3	16	85	10	125	0.5	6	5	1	126	114	51
TAJA475*016#NJ	A	4.7	16	85	10	125	0.8	6	4	1	137	123	55
TAJB475*016#NJ	B	4.7	16	85	10	125	0.8	6	3.5	1	156	140	62
TAJK475*016#NJ	K	4.7	16	85	10	125	0.8	6	3.1	1	139	125	56
TAJP475*016#NJ	P	4.7	16	85	10	125	0.8	8	5	1	110	99	44
TAJS475*016#NJ	S	4.7	16	85	10	125	0.8	8	4	1	127	115	51
TAJT475*016#NJ	T	4.7	16	85	10	125	0.8	6	3.1	1	161	145	64
TAJA685*016#NJ	A	6.8	16	85	10	125	1.1	6	3.5	1	146	132	59
TAJB685*016#NJ	B	6.8	16	85	10	125	1.1	6	2.5	1	184	166	74
TAJS685*016#NJ	S	6.8	16	85	10	125	1.1	8	2.4	1	165	148	66
TAJT685*016#NJ	T	6.8	16	85	10	125	1.1	6	3.5	1	151	136	60
TAJA106*016#NJ	A	10	16	85	10	125	1.6	6	3	1	158	142	63
TAJB106*016#NJ	B	10	16	85	10	125	1.6	6	2.8	1	174	157	70
TAJC106*016#NJ	C	10	16	85	10	125	1.6	6	2	1	235	211	94
TAJT106*016#NJ	T	10	16	85	10	125	1.6	8	2.2	1	191	172	76
TAJW106*016#NJ	W	10	16	85	10	125	1.6	6	2	1	212	191	85
TAJA156*016#NJ	A	15	16	85	10	125	2.4	6	2	1	194	174	77



# TAJ Series



## Standard and Low Profile Tantalum Capacitors

### RATINGS & PART NUMBER REFERENCE

AVX Part No.	Case Size	Capacitance (µF)	Rated Voltage (V)	Rated Temperature (°C)	Category Voltage (V)	Category Temperature (°C)	DCL Max. (µA)	DF Max (%)	ESR Max. @ 100kHz (Ω)	MSL	100kHz RMS Current (mA)		
											25°C	85°C	125°C
TAJB156*016#NJ	B	15	16	85	10	125	2.4	6	2.5	1	184	166	74
TAJC156*016#NJ	C	15	16	85	10	125	2.4	6	1.8	1	247	222	99
TAJT156M016#NJ	T	15	16	85	10	125	2.4	6	2	1	200	180	80
TAJW156*016#NJ	W	15	16	85	10	125	2.4	6	0.7	1	359	323	143
TAJB226*016#NJ	B	22	16	85	10	125	3.5	6	2.3	1	192	173	77
TAJC226*016#NJ	C	22	16	85	10	125	3.5	6	1	1	332	298	133
TAJD226*016#NJ	D	22	16	85	10	125	3.5	6	1.1	1	369	332	148
TAJW226*016#NJ	W	22	16	85	10	125	3.5	6	1.6	1	237	213	95
TAJB336*016#NJ	B	33	16	85	10	125	5.3	8	2.1	1	201	181	80
TAJC336*016#NJ	C	33	16	85	10	125	5.3	6	1.5	1	271	244	108
TAJD336*016#NJ	D	33	16	85	10	125	5.3	6	0.9	1	408	367	163
TAJW336*016#NJ	W	33	16	85	10	125	5.3	6	1.5	1	245	220	98
TAJY336*016#NJ	Y	33	16	85	10	125	5.3	6	0.9	1 <sup>1)</sup>	373	335	149
TAJC476*016#NJ	C	47	16	85	10	125	7.5	6	0.5	1	469	422	188
TAJD476*016#NJ	D	47	16	85	10	125	7.5	6	0.9	1	408	367	163
TAJW476*016#NJ	W	47	16	85	10	125	7.5	6	0.4	1	474	427	190
TAJX476*016#NJ	X	47	16	85	10	125	7.5	6	0.75	1 <sup>1)</sup>	365	329	146
TAJY476*016#NJ	Y	47	16	85	10	125	7.5	6	0.7	1 <sup>1)</sup>	423	380	169
TAJC686*016#NJ	C	68	16	85	10	125	10.9	6	1.3	1	291	262	116
TAJD686*016#NJ	D	68	16	85	10	125	10.9	6	0.9	1	408	367	163
TAJF686*016#NJ	F	68	16	85	10	125	10.9	10	0.4	1	500	450	200
TAJX686*016#NJ	X	68	16	85	10	125	10.9	8	0.6	1 <sup>1)</sup>	408	367	163
TAJY686*016#NJ	Y	68	16	85	10	125	10.9	6	0.9	1 <sup>1)</sup>	373	335	149
TAJC107*016#NJ	C	100	16	85	10	125	16	8	1	1	332	298	133
TAJD107*016#NJ	D	100	16	85	10	125	16	6	0.6	1	500	450	200
TAJE107*016#NJ	E	100	16	85	10	125	16	6	0.9	1 <sup>1)</sup>	428	385	171
TAJF107M016#NJ	F	100	16	85	10	125	16	10	0.4	1	500	450	200
TAJY107*016#NJ	Y	100	16	85	10	125	16	8	0.9	1 <sup>1)</sup>	373	335	149
TAJD157*016#NJ	D	150	16	85	10	125	24	6	0.9	1	408	367	163
TAJE157*016#NJ	E	150	16	85	10	125	23	8	0.3	1 <sup>1)</sup>	742	667	297
TAJV157*016#NJ	V	150	16	85	10	125	24	8	0.5	1 <sup>1)</sup>	707	636	283
TAJY157M016#NJ	Y	150	16	85	10	125	24	15	0.3	1 <sup>1)</sup>	645	581	258
TAJE227*016#NJ	E	220	16	85	10	125	35.2	10	0.5	1 <sup>1)</sup>	574	517	230
TAJV227*016#NJ	V	220	16	85	10	125	35.2	8	0.9	1 <sup>1)</sup>	527	474	211
TAJE337M016#NJ	E	330	16	85	10	125	52.8	30	0.4	1 <sup>1)</sup>	642	578	257
<b>20 Volt @ 85°C</b>													
TAJR104*020#NJ	R	0.1	20	85	13	125	0.5	4	25	1	47	42	19
TAJS104*020#NJ	S	0.1	20	85	13	125	0.5	4	25	1	51	46	20
TAJR154*020#NJ	R	0.15	20	85	13	125	0.5	4	25	1	47	42	19
TAJS154*020#NJ	S	0.15	20	85	13	125	0.5	4	25	1	51	46	20
TAJR224*020#NJ	R	0.22	20	85	13	125	0.5	4	25	1	47	42	19
TAJS224*020#NJ	S	0.22	20	85	13	125	0.5	4	25	1	51	46	20
TAJR334*020#NJ	R	0.33	20	85	13	125	0.5	4	25	1	47	42	19
TAJS334*020#NJ	S	0.33	20	85	13	125	0.5	4	25	1	51	46	20
TAJR474*020#NJ	R	0.47	20	85	13	125	0.5	4	25	1	47	42	19
TAJS474*020#NJ	S	0.47	20	85	13	125	0.5	4	25	1	51	46	20
TAJR684*020#NJ	R	0.68	20	85	13	125	0.5	4	20	1	52	47	21
TAJS684*020#NJ	S	0.68	20	85	13	125	0.5	4	25	1	51	46	20
TAJT684*020#NJ	T	0.68	20	85	13	125	0.5	4	15	1	73	66	29
TAJA105*020#NJ	A	1	20	85	13	125	0.5	4	9	1	91	82	37
TAJR105*020#NJ	R	1	20	85	13	125	0.5	4	20	1	52	47	21
TAJS105*020#NJ	S	1	20	85	13	125	0.5	4	12	1	74	66	29
TAJT105*020#NJ	T	1	20	85	13	125	0.5	4	9	1	94	85	38
TAJA155*020#NJ	A	1.5	20	85	13	125	0.5	6	6.5	1	107	97	43
TAJP155*020#NJ	P	1.5	20	85	13	125	0.5	6	9.6	1	79	71	32
TAJR155*020#NJ	R	1.5	20	85	13	125	0.5	6	9.6	1	76	68	30
TAJS155*020#NJ	S	1.5	20	85	13	125	0.5	6	5.4	1	110	99	44
TAJT155*020#NJ	T	1.5	20	85	13	125	0.5	6	6.5	1	111	100	44
TAJA225*020#NJ	A	2.2	20	85	13	125	0.5	6	5.3	1	119	107	48
TAJB225*020#NJ	B	2.2	20	85	13	125	0.5	6	3.5	1	156	140	62
TAJP225*020#NJ	P	2.2	20	85	13	125	0.5	6	8.3	1	85	77	34
TAJR225*020#NJ	R	2.2	20	85	13	125	0.5	6	6	1	96	86	38
TAJS225*020#NJ	S	2.2	20	85	13	125	0.5	6	4.5	1	120	108	48
TAJT225*020#NJ	T	2.2	20	85	13	125	0.5	6	6	1	115	104	46
TAJA335*020#NJ	A	3.3	20	85	13	125	0.7	6	4.5	1	129	116	52
TAJB335*020#NJ	B	3.3	20	85	13	125	0.7	6	3	1	168	151	67
TAJT335*020#NJ	T	3.3	20	85	13	125	0.7	6	3	1	163	147	65
TAJA475*020#NJ	A	4.7	20	85	13	125	0.9	6	4	1	137	123	55
TAJB475*020#NJ	B	4.7	20	85	13	125	0.9	6	3	1	168	151	67
TAJT475*020#NJ	T	4.7	20	85	13	125	0.9	6	3.1	1	161	145	64
TAJA685*020#NJ	A	6.8	20	85	13	125	1.4	6	2.4	1	177	159	71



### RATINGS & PART NUMBER REFERENCE

AVX Part No.	Case Size	Capacitance (µF)	Rated Voltage (V)	Rated Temperature (°C)	Category Voltage (V)	Category Temperature (°C)	DCL Max. (µA)	DF Max. (%)	ESR Max. @ 100kHz (Ω)	MSL	100kHz RMS Current (mA)		
											25°C	85°C	125°C
TAJB685*020#NJ	B	6.8	20	85	13	125	1.4	6	2.5	1	184	166	74
TAJC685*020#NJ	C	6.8	20	85	13	125	1.4	6	2	1	235	211	94
TAJT685*020#NJ	T	6.8	20	85	13	125	1.4	6	2.6	1	175	158	70
TAJB106*020#NJ	B	10	20	85	13	125	2	6	2.1	1	201	181	80
TAJC106*020#NJ	C	10	20	85	13	125	2	6	1.2	1	303	272	121
TAJW106*020#NJ	W	10	20	85	13	125	2	6	1.9	1	218	196	87
TAJB156*020#NJ	B	15	20	85	13	125	3	6	2	1	206	186	82
TAJC156*020#NJ	C	15	20	85	13	125	3	6	1.7	1	254	229	102
TAJW156*020#NJ	W	15	20	85	13	125	3	6	1.7	1	230	207	92
TAJB226*020#NJ	B	22	20	85	13	125	4.4	6	1.8	1	217	196	87
TAJC226*020#NJ	C	22	20	85	13	125	4.4	6	1.6	1	262	236	105
TAJD226*020#NJ	D	22	20	85	13	125	4.4	6	0.9	1	408	367	163
TAJW226*020#NJ	W	22	20	85	13	125	4.4	6	1.6	1	237	213	95
TAJY226*020#NJ	Y	22	20	85	13	125	4.4	6	0.9	1 <sup>1)</sup>	373	335	149
TAJC336*020#NJ	C	33	20	85	13	125	6.6	6	1.5	1	271	244	108
TAJD336*020#NJ	D	33	20	85	13	125	6.6	6	0.9	1	408	367	163
TAJX336*020#NJ	X	33	20	85	13	125	6.6	6	0.5	1 <sup>1)</sup>	447	402	179
TAJY336*020#NJ	Y	33	20	85	13	125	6.6	6	0.6	1 <sup>1)</sup>	456	411	183
TAJC476*020#NJ	C	47	20	85	13	125	9.4	6	0.5	1	469	422	188
TAJD476*020#NJ	D	47	20	85	13	125	9.4	6	0.9	1	408	367	163
TAJE476*020#NJ	E	47	20	85	13	125	9.4	6	0.9	1 <sup>1)</sup>	428	385	171
TAJX476*020#NJ	X	47	20	85	13	125	9.4	6	0.4	1 <sup>1)</sup>	500	450	200
TAJY476*020#NJ	Y	47	20	85	13	125	9.4	6	0.9	1 <sup>1)</sup>	373	335	149
TAJC686M020#NJ	C	68	20	85	13	125	13.6	8	0.5	1	469	422	188
TAJD686*020#NJ	D	68	20	85	13	125	13.6	6	0.4	1	612	551	245
TAJE686*020#NJ	E	68	20	85	13	125	13.6	6	0.9	1 <sup>1)</sup>	428	385	171
TAJY686*020#NJ	Y	68	20	85	13	125	13.6	6	0.9	1 <sup>1)</sup>	373	335	149
TAJD107*020#NJ	D	100	20	85	13	125	20	6	0.5	1	548	493	219
TAJE107*020#NJ	E	100	20	85	13	125	20	6	0.4	1 <sup>1)</sup>	642	578	257
TAJV107*020#NJ	V	100	20	85	13	125	20	8	0.9	1 <sup>1)</sup>	527	474	211
TAJE157*020#NJ	E	150	20	85	13	125	30	8	0.3	1 <sup>1)</sup>	742	667	297
TAJV157*020#NJ	V	150	20	85	13	125	30	8	0.3	1 <sup>1)</sup>	913	822	365
<b>25 Volt @ 85°C</b>													
TAJR154*025#NJ	R	0.15	25	85	17	125	0.5	4	24	1	48	43	19
TAJR224*025#NJ	R	0.15	25	85	17	125	0.5	4	21	1	51	46	20
TAJR334*025#NJ	R	0.15	25	85	17	125	0.5	4	17	1	57	51	23
TAJA474*025#NJ	A	0.47	25	85	17	125	0.5	4	14	1	73	66	29
TAJR474*025#NJ	R	0.47	25	85	17	125	0.5	4	15	1	61	54	24
TAJS474*025#NJ	S	0.47	25	85	17	125	0.5	4	9	1	85	76	34
TAJA684*025#NJ	A	0.68	25	85	17	125	0.5	4	10	1	87	78	35
TAJR684*025#NJ	R	0.68	25	85	17	125	0.5	4	13	1	65	59	26
TAJS684*025#NJ	S	0.68	25	85	17	125	0.5	4	8	1	90	81	36
TAJA105*025#NJ	A	1	25	85	17	125	0.5	4	8	1	97	87	39
TAJP105*025#NJ	P	1	25	85	17	125	0.5	4	11	1	74	66	30
TAJR105*025#NJ	R	1	25	85	17	125	0.5	4	8	1	83	75	33
TAJS105*025#NJ	S	1	25	85	17	125	0.5	4	8	1	90	81	36
TAJA155*025#NJ	A	1.5	25	85	17	125	0.5	6	7.5	1	100	90	40
TAJB155*025#NJ	B	1.5	25	85	17	125	0.5	6	5	1	130	117	52
TAJP155*025#NJ	P	1.5	25	85	17	125	0.5	6	9.6	1	79	71	32
TAJS155*025#NJ	S	1.5	25	85	17	125	0.5	6	5.4	1	110	99	44
TAJT155*025#NJ	T	1.5	25	85	17	125	0.5	6	5	1	126	114	51
TAJA225*025#NJ	A	2.2	25	85	17	125	0.6	6	7	1	104	93	41
TAJB225*025#NJ	B	2.2	25	85	17	125	0.6	6	4.5	1	137	124	55
TAJT225*025#NJ	T	2.2	25	85	17	125	0.6	6	4.5	1	133	120	53
TAJA335*025#NJ	A	3.3	25	85	17	125	0.8	6	3.7	1	142	128	57
TAJB335*025#NJ	B	3.3	25	85	17	125	0.8	6	3.5	1	156	140	62
TAJT335*025#NJ	T	3.3	25	85	17	125	0.8	6	3.5	1	151	136	60
TAJW335*025#NJ	W	3.3	25	85	17	125	0.8	6	1.6	1	237	213	95
TAJA475*025#NJ	A	4.7	25	85	17	125	1.2	6	3.1	1	156	140	62
TAJB475*025#NJ	B	4.7	25	85	17	125	1.2	6	1.5	1	238	214	95
TAJT475*025#NJ	T	4.7	25	85	17	125	1.2	6	3.1	1	161	145	64
TAJW475*025#NJ	W	4.7	25	85	17	125	1.2	6	1.2	1	274	246	110
TAJB685*025#NJ	B	6.8	25	85	17	125	1.7	6	2.8	1	174	157	70
TAJC685*025#NJ	C	6.8	25	85	17	125	1.7	6	2	1	235	211	94
TAJW685*025#NJ	W	6.8	25	85	17	125	1.7	6	2	1	212	191	85
TAJB106*025#NJ	B	10	25	85	17	125	2.5	6	2.5	1	184	166	74
TAJC106*025#NJ	C	10	25	85	17	125	2.5	6	1.8	1	247	222	99
TAJD106*025#NJ	D	10	25	85	17	125	2.5	6	1.2	1	354	318	141
TAJW106*025#NJ	W	10	25	85	17	125	2.5	6	1.8	1	224	201	89
TAJC156*025#NJ	C	15	25	85	17	125	3.8	6	1.6	1	262	236	105
TAJD156*025#NJ	D	15	25	85	17	125	3.8	6	1	1	387	349	155

### RATINGS & PART NUMBER REFERENCE

AVX Part No.	Case Size	Capacitance (µF)	Rated Voltage (V)	Rated Temperature (°C)	Category Voltage (V)	Category Temperature (°C)	DCL Max. (µA)	DF Max (%)	ESR Max. @ 100kHz (Ω)	MSL	100kHz RMS Current (mA)		
											25°C	85°C	125°C
TAJY156*025#NJ	Y	15	25	85	17	125	3.8	6	1	1 <sup>1)</sup>	354	318	141
TAJC226*025#NJ	C	22	25	85	17	125	5.5	6	1.4	1	280	252	112
TAJD226*025#NJ	D	22	25	85	17	125	5.5	6	0.9	1	408	367	163
TAJF226*025#NJ	F	22	25	85	17	125	5.5	6	1	1	316	285	126
TAJY226*025#NJ	Y	22	25	85	17	125	5.5	6	0.8	1 <sup>1)</sup>	395	356	158
TAJC336*025#NJ	C	33	25	85	17	125	8.3	6	0.9	1	350	315	140
TAJD336*025#NJ	D	33	25	85	17	125	8.3	6	0.9	1	408	367	163
TAJE336*025#NJ	E	33	25	85	17	125	8.3	6	0.9	1 <sup>1)</sup>	428	385	171
TAJY336*025#NJ	Y	33	25	85	17	125	8.3	6	0.5	1 <sup>1)</sup>	500	450	200
TAJD476*025#NJ	D	47	25	85	17	125	11.8	6	0.9	1	408	367	163
TAJE476*025#NJ	E	47	25	85	17	125	11.8	6	0.9	1 <sup>1)</sup>	428	385	171
TAJY476*025#NJ	Y	47	25	85	17	125	11.8	6	0.9	1 <sup>1)</sup>	373	335	149
TAJD686*025#NJ	D	68	25	85	17	125	17	6	0.9	1	408	367	163
TAJE686*025#NJ	E	68	25	85	17	125	17	6	0.9	1 <sup>1)</sup>	428	385	171
TAJV686*025#NJ	V	68	25	85	17	125	17	6	0.9	1 <sup>1)</sup>	527	474	211
TAJE107*025#NJ	E	100	25	85	17	125	25	10	0.3	1 <sup>1)</sup>	742	667	297
TAJV107*025#NJ	V	100	25	85	17	125	25	8	0.4	1 <sup>1)</sup>	791	712	316
TAJV157M025#NJ	V	150	25	85	17	125	37.5	10	0.4	1 <sup>1)</sup>	791	712	316
<b>35 Volt @ 85°C</b>													
TAJA104*035#NJ	A	0.1	35	85	23	125	0.5	4	24	1	56	50	22
TAJR104*035#NJ	R	0.1	35	85	23	125	0.5	4	29	1	44	39	17
TAJS104*035#NJ	S	0.1	35	85	23	125	0.5	4	24	1	52	47	21
TAJA154*035#NJ	A	0.15	35	85	23	125	0.5	4	21	1	60	54	24
TAJR154*035#NJ	R	0.15	35	85	23	125	0.5	4	24	1	48	43	19
TAJS154*035#NJ	S	0.15	35	85	23	125	0.5	4	21	1	56	50	22
TAJA224*035#NJ	A	0.22	35	85	23	125	0.5	4	18	1	65	58	26
TAJR224*035#NJ	R	0.22	35	85	23	125	0.5	4	21	1	51	46	20
TAJS224*035#NJ	S	0.22	35	85	23	125	0.5	4	18	1	60	54	24
TAJA334*035#NJ	A	0.33	35	85	23	125	0.5	4	15	1	71	64	28
TAJR334*035#NJ	R	0.33	35	85	23	125	0.5	4	17	1	57	51	23
TAJS334*035#NJ	S	0.33	35	85	23	125	0.5	4	15	1	66	59	26
TAJA474*035#NJ	A	0.47	35	85	23	125	0.5	4	12	1	79	71	32
TAJB474*035#NJ	B	0.47	35	85	23	125	0.5	4	10	1	92	83	37
TAJR474*035#NJ	R	0.47	35	85	23	125	0.5	4	15	1	61	54	24
TAJS474*035#NJ	S	0.47	35	85	23	125	0.5	4	12	1	74	66	29
TAJT474*035#NJ	T	0.47	35	85	23	125	0.5	4	10	1	89	80	36
TAJA684*035#NJ	A	0.68	35	85	23	125	0.5	4	8	1	97	87	39
TAJB684*035#NJ	B	0.68	35	85	23	125	0.5	4	8	1	103	93	41
TAJP684*035#NJ	P	0.68	35	85	23	125	0.5	4	13	1	68	61	27
TAJS684*035#NJ	S	0.68	35	85	23	125	0.5	4	8	1	90	81	36
TAJT684*035#NJ	T	0.68	35	85	23	125	0.5	4	8	1	100	90	40
TAJA105*035#NJ	A	1	35	85	23	125	0.5	4	7.5	1	100	90	40
TAJB105*035#NJ	B	1	35	85	23	125	0.5	4	6.5	1	114	103	46
TAJP105*035#NJ	P	1	35	85	23	125	0.5	4	11	1	74	66	30
TAJS105*035#NJ	S	1	35	85	23	125	0.5	4	7.5	1	93	84	37
TAJT105*035#NJ	T	1	35	85	23	125	5	4	6.5	1	111	100	44
TAJA155*035#NJ	A	1.5	35	85	23	125	0.5	6	7.5	1	100	90	40
TAJB155*035#NJ	B	1.5	35	85	23	125	0.5	6	5.2	1	128	115	51
TAJC155*035#NJ	C	1.5	35	85	23	125	0.5	6	4.5	1	156	141	63
TAJT155*035#NJ	T	1.5	35	85	23	125	0.5	6	5.2	1	124	112	50
TAJA225*035#NJ	A	2.2	35	85	23	125	0.8	6	4.5	1	129	116	52
TAJB225*035#NJ	B	2.2	35	85	23	125	0.8	6	4.2	1	142	128	57
TAJC225*035#NJ	C	2.2	35	85	23	125	0.8	6	3.5	1	177	160	71
TAJT225*035#NJ	T	2.2	35	85	23	125	0.8	6	4.2	1	138	124	55
TAJB335*035#NJ	B	3.3	35	85	23	125	1.2	6	3.5	1	156	140	62
TAJC335*035#NJ	C	3.3	35	85	23	125	1.2	6	2.5	1	210	189	84
TAJW335*035#NJ	W	3.3	35	85	23	125	1.2	6	1.6	1	237	213	95
TAJB475*035#NJ	B	4.7	35	85	23	125	1.6	6	3.1	1	166	149	66
TAJC475*035#NJ	C	4.7	35	85	23	125	1.6	6	2.2	1	224	201	89
TAJD475*035#NJ	D	4.7	35	85	23	125	1.6	6	1.5	1	316	285	126
TAJW475*035#NJ	W	4.7	35	85	23	125	1.6	6	2.2	1	202	182	81
TAJC685*035#NJ	C	6.8	35	85	23	125	2.4	6	1.8	1	247	222	99
TAJD685*035#NJ	D	6.8	35	85	23	125	2.4	6	1.3	1	340	306	136
TAJY685*035#NJ	Y	6.8	35	85	23	125	2.3	6	0.9	1 <sup>1)</sup>	373	335	149
TAJC106*035#NJ	C	10	35	85	23	125	3.5	6	1.6	1	262	236	105
TAJD106*035#NJ	D	10	35	85	23	125	3.5	6	1	1	387	349	155
TAJE106*035#NJ	E	10	35	85	23	125	3.5	6	0.9	1 <sup>1)</sup>	428	385	171
TAJX106*035#NJ	X	10	35	85	23	125	3.5	6	0.7	1 <sup>1)</sup>	378	340	151
TAJY106*035#NJ	Y	10	35	85	23	125	3.5	6	1	1 <sup>1)</sup>	354	318	141
TAJC156*035#NJ	C	15	35	85	23	125	5.3	6	1.4	1	280	252	112
TAJD156*035#NJ	D	15	35	85	23	125	5.3	6	0.9	1	408	367	163

### RATINGS & PART NUMBER REFERENCE

AVX Part No.	Case Size	Capacitance (µF)	Rated Voltage (V)	Rated Temperature (°C)	Category Voltage (V)	Category Temperature (°C)	DCL Max. (µA)	DF Max. (%)	ESR Max. @ 100kHz (Ω)	MSL	100kHz RMS Current (mA)		
											25°C	85°C	125°C
TAJY156*035#NJ	Y	15	35	85	23	125	5.3	6	0.6	1 <sup>1)</sup>	456	411	183
TAJD226*035#NJ	D	22	35	85	23	125	7.7	6	0.9	1	408	367	163
TAJE226*035#NJ	E	22	35	85	23	125	7.7	6	0.5	1 <sup>1)</sup>	574	517	230
TAJY226*035#NJ	Y	22	35	85	23	125	7.7	6	0.5	1 <sup>1)</sup>	500	450	200
TAJD336*035#NJ	D	33	35	85	23	125	11.6	6	0.9	1	408	367	163
TAJE336*035#NJ	E	33	35	85	23	125	11.6	6	0.9	1 <sup>1)</sup>	428	385	171
TAJV336*035#NJ	V	33	35	85	23	125	11.6	6	0.5	1 <sup>1)</sup>	707	636	283
TAJE476*035#NJ	E	47	35	85	23	125	16.5	6	0.9	1 <sup>1)</sup>	428	385	171
TAJV476*035#NJ	V	47	35	85	23	125	16.5	6	0.4	1 <sup>1)</sup>	791	712	316
TAJV686*035#NJ	V	68	35	85	23	125	23.8	6	0.5	1 <sup>1)</sup>	707	363	283
<b>50 Volt @ 85°C</b>													
TAJA104*050#NJ	A	0.1	50	85	33	125	0.5	4	22	1	58	53	23
TAJS104*050#NJ	S	0.1	50	85	33	125	0.5	4	19	1	58	53	23
TAJA154*050#NJ	A	0.15	50	85	33	125	0.5	4	15	1	71	64	28
TAJB154*050#NJ	B	0.15	50	85	33	125	0.5	4	17	1	71	64	28
TAJS154*050#NJ	S	0.15	50	85	33	125	0.5	4	16	1	64	57	25
TAJA224*050#NJ	A	0.22	50	85	33	125	0.5	4	18	1	65	58	26
TAJB224*050#NJ	B	0.22	50	85	33	125	0.5	4	14	1	78	70	31
TAJP224*050#NJ	P	0.22	50	85	33	125	0.5	4	17	1	59	53	24
TAJR224*050#NJ	R	0.22	50	85	33	125	0.5	4	17	1	57	51	23
TAJS224*050#NJ	S	0.22	50	85	33	125	0.5	4	13	1	71	64	28
TAJA334*050#NJ	A	0.33	50	85	33	125	0.5	4	17	1	66	60	27
TAJB334*050#NJ	B	0.33	50	85	33	125	0.5	4	12	1	84	76	34
TAJP334*050#NJ	P	0.33	50	85	33	125	0.5	4	17	1	59	53	24
TAJR334M050#NJ	R	0.33	50	85	33	125	0.5	4	17	1	57	51	23
TAJS334*050#NJ	S	0.33	50	85	33	125	0.5	4	11	1	77	69	31
TAJT334*050#NJ	T	0.33	50	85	33	125	0.5	4	11	1	85	77	34
TAJA474*050#NJ	A	0.47	50	85	33	125	0.5	4	9.5	1	89	80	36
TAJB474*050#NJ	B	0.47	50	85	33	125	0.7	4	9.5	1	95	85	38
TAJC474*050#NJ	C	0.47	50	85	33	125	0.5	4	8	1	117	106	47
TAJS474*050#NJ	S	0.47	50	85	33	125	0.5	4	9.5	1	83	74	33
TAJT474*050#NJ	T	0.47	50	85	33	125	0.5	4	9.5	1	92	83	37
TAJA684*050#NJ	A	0.68	50	85	33	125	0.5	4	7.9	1	97	88	39
TAJB684*050#NJ	B	0.68	50	85	33	125	0.5	4	8	1	103	93	41
TAJC684*050#NJ	C	0.68	50	85	33	125	0.5	4	7	1	125	113	50
TAJA105*050#NJ	A	1	50	85	33	125	0.5	4	6.6	1	107	96	43
TAJB105*050#NJ	B	1	50	85	33	125	0.5	6	7	1	110	99	44
TAJC105*050#NJ	C	1	50	85	33	125	0.5	4	5.5	1	141	127	57
TAJW105*050#NJ	W	1	50	85	33	125	0.5	6	4.4	1	143	129	57
TAJB155*050#NJ	B	1.5	50	85	33	125	0.8	8	5.4	1	125	113	50
TAJC155*050#NJ	C	1.5	50	85	33	125	0.8	6	4.5	1	156	141	63
TAJD155*050#NJ	D	1.5	50	85	33	125	0.8	6	4	1	194	174	77
TAJW155*050#NJ	W	1.5	50	85	33	125	0.8	6	3.1	1	170	153	68
TAJB225*050#NJ	B	2.2	50	85	33	125	1.1	8	4.5	1	137	124	55
TAJC225*050#NJ	C	2.2	50	85	33	125	1.1	8	2.5	1	210	189	84
TAJD225*050#NJ	D	2.2	50	85	33	125	1.1	6	2.5	1	245	220	98
TAJW225*050#NJ	W	2.2	50	85	33	125	1.1	8	2.5	1	190	171	76
TAJC335*050#NJ	C	3.3	50	85	33	125	1.6	6	2.5	1	210	189	84
TAJD335*050#NJ	D	3.3	50	85	33	125	1.7	6	2	1	274	246	110
TAJY335*050#NJ	Y	3.3	50	85	33	125	1.7	4	1.5	1 <sup>1)</sup>	289	260	115
TAJC475*050#NJ	C	4.7	50	85	33	125	0.5	4	1.4	1	280	252	112
TAJD475*050#NJ	D	4.7	50	85	33	125	2.4	6	1.4	1	327	295	131
TAJX475*050#NJV	X	4.7	50	85	33	125	2.4	6	1.0	3	316	285	126
TAJY475*050#NJ	Y	4.7	50	85	33	125	2.4	6	1.2	1 <sup>1)</sup>	323	290	129
TAJC685*050#NJ	C	6.8	50	85	33	125	3.4	6	1	1	332	298	133
TAJD685*050#NJ	D	6.8	50	85	33	125	3.4	6	1	1	387	349	155
TAJY685*050#NJ	Y	6.8	50	85	33	125	3.4	6	0.9	1 <sup>1)</sup>	373	335	149
TAJD106*050#NJ	D	10	50	85	33	125	5	6	0.8	1	433	390	173
TAJE106*050#NJ	E	10	50	85	33	125	5	6	1	1 <sup>1)</sup>	406	366	162
TAJV106*050#NJ	V	10	50	85	33	125	5	6	0.65	1 <sup>1)</sup>	620	558	248
TAJD156*050#NJ	D	15	50	85	33	125	7.5	6	0.6	1	500	450	200
TAJE156*050#NJ	E	15	50	85	33	125	7.5	6	0.6	1 <sup>1)</sup>	524	472	210
TAJV156*050#NJ	V	15	50	85	33	125	7.5	6	0.6	1 <sup>1)</sup>	645	581	258
TAJV226*050#NJ	V	22	50	85	33	125	11	8	0.6	1 <sup>1)</sup>	645	581	258

1<sup>1)</sup> – Dry pack option (see How to order) is recommended for reduction of stress during soldering. Dry pack parts should be treated as MSL 3.

Moisture Sensitivity Level (MSL) is defined according to J-STD-020.

All technical data relates to an ambient temperature of +25°C. Capacitance and DF are measured at 120Hz, 0.5V RMS with a maximum DC bias of 2.2 volts. DCL is measured at rated voltage after 5 minutes.

For typical weight and composition see page 222.

**NOTE: AVX reserves the right to supply a higher voltage ratings or tighter tolerance part in the same case size, to the same reliability standards.**

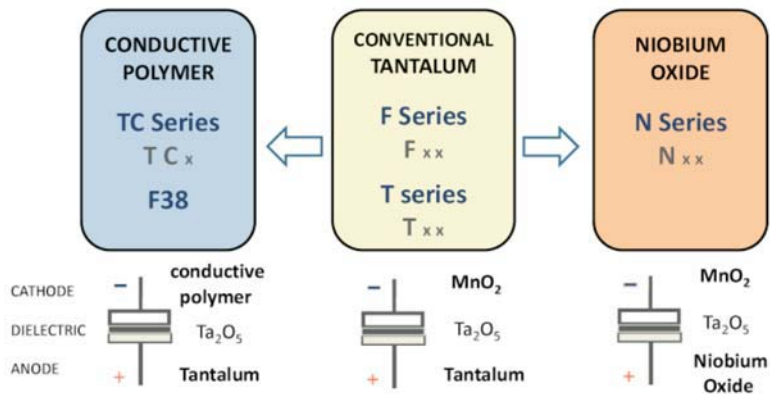


### QUALIFICATION TABLE

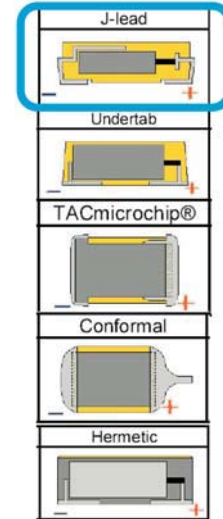
TEST	TAJ series (Temperature range -55°C to +125°C)										
	Condition			Characteristics							
<b>Endurance</b>	Apply rated voltage (UR) at 85±2°C and / or category voltage (Uc) at 125±2°C for 2000 +48/-0 hours through a circuit impedance of ≤0.1Ω/V. Stabilize at room temperature for 1-2 hours before measuring.			Visual examination	no visible damage						
				DCL	1.25 x initial limit						
				ΔC/C	within ±10% of initial value						
				DF	initial limit						
<b>Humidity</b>	Store at 65±2°C and 95±2% relative humidity for 500 +48/-0 hours, with no applied voltage. Stabilize at room temperature and humidity for 1-2 hours before measuring.			Visual examination	no visible damage						
				DCL	initial limit						
				ΔC/C	within ±10% of initial value						
				DF	1.2 x initial limit						
<b>Temperature Stability</b>	Step	Temperature°C	Duration(min)		+20°C	-55°C	+20°C	+85°C	+125°C	+20°C	
	1	+20±2	15	DCL	IL*	n/a	IL*	10 x IL*	12.5 x IL*	IL*	
	2	-55+0/-3	15		ΔC/C	n/a	+0/-10%	±5%	+10/-0%	+12/-0%	±5%
	3	+20±2	15	DF		IL*	1.5 x IL*	IL*	1.5 x IL*	2 x IL*	IL*
	4	+85+3/-0	15								
	5	+125+3/-0	15								
6	+20±2	15									
<b>Surge Voltage</b>	Apply 1.3x category voltage (Uc) at 125 +3/-0°C for 1,000 cycles of duration 6 mins. (30 secs. charge, 5 min. 30 sec. discharge) through a charge / discharge resistance of 1000±100Ω			Visual examination	no visible damage						
				DCL	initial limit						
				ΔC/C	within ±5% of initial value						
				DF	initial limit						

\*Initial Limit

### AVX SOLID ELECTROLYTIC CAPACITOR ROADMAP



### FIVE CAPACITOR CONSTRUCTION STYLES



### SERIES LINE UP: CONVENTIONAL SMD MnO<sub>2</sub>

