



Chipsmall Limited consists of a professional team with an average of over 10 year of expertise in the distribution of electronic components. Based in Hongkong, we have already established firm and mutual-benefit business relationships with customers from,Europe,America and south Asia,supplying obsolete and hard-to-find components to meet their specific needs.

With the principle of “Quality Parts,Customers Priority,Honest Operation,and Considerate Service”,our business mainly focus on the distribution of electronic components. Line cards we deal with include Microchip,ALPS,ROHM,Xilinx,Pulse,ON,Everlight and Freescale. Main products comprise IC,Modules,Potentiometer,IC Socket,Relay,Connector.Our parts cover such applications as commercial,industrial, and automotives areas.

We are looking forward to setting up business relationship with you and hope to provide you with the best service and solution. Let us make a better world for our industry!



Contact us

Tel: +86-755-8981 8866 Fax: +86-755-8427 6832

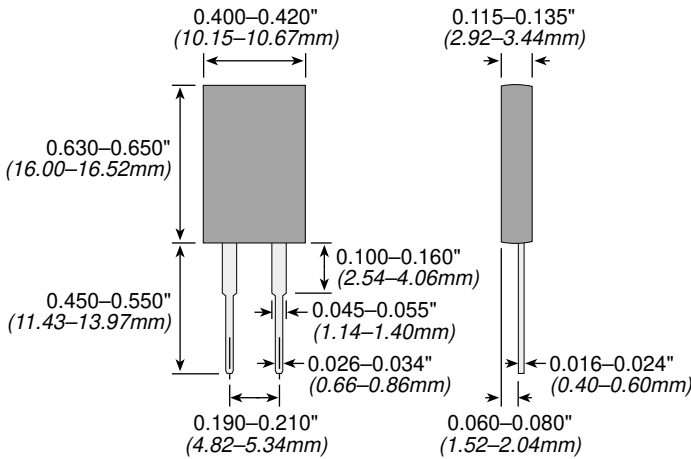
Email & Skype: info@chipsmall.com Web: www.chipsmall.com

Address: A1208, Overseas Decoration Building, #122 Zhenhua RD., Futian, Shenzhen, China



TAH20 Series

20 Watt TO220 Style Thick Film Power Resistors



PERFORMANCE DATA

Load Life	MIL-R-39009, 2000 Hours @ Rated Pwr	$\Delta R = \pm(1.0\% + 0.001) \Omega$
Thermal Shock	MIL-R-STD-202, Method 107, Cond. F	$\Delta R = \pm(0.3\% + 0.001) \Omega$ max
High Freq Vibration	MIL-R-STD-202, Method 204, Cond. D	$\Delta R = \pm(0.2\% + 0.001) \Omega$ max
Terminal Strength	MIL-R-STD-202, Method 211, Cond. A (Pull Test) 2.4N	$\Delta R = \pm(0.2\% + 0.001) \Omega$ max
Moisture Resistance	MIL-R-STD-202, Method 106	$\Delta R = \pm(0.5\% + 0.01) \Omega$ max

The TAH20 is a completely encapsulated thick film resistor in the TO220 package outline. Rated for 20 watts @ 25°C case temperature, these resistors are electrically isolated, and molded in a high temperature case.

Designed for heat sink mounting, the symmetrical package is ready for use with snap-on style heat sinks (we recommend use of thermal grease). The TAH20 Series is very low inductance, and available in a wide range of resistance values in standard 5% tolerance, and 1% available by special order.

FEATURES

- 20 Watt Power Rating at 25°C Case Temperature
- High Pulse Tolerant Design
- Quick-snap Molded Package
- Very Low Inductance Design
- Resistor Package Electrically Isolated from Heat Sink
- Low Thermal Resistance to Heat Sink @ $R_{TH} < 6.25^\circ\text{C/W}$
- Tube Packaging Available

APPLICATIONS

- Frequency Conversion
- High Frequency Balancing
- Snubbers

SPECIFICATIONS

Electrical

Resistance Range: 0.05Ω to 10KΩ, other values available upon request

Tolerance: ±5% stock
1% Available on request

Temperature Coefficient:

Referenced to 25°C,
 ΔR taken at +105°C;
1 to 10Ω: $\pm(100\text{ppm} + 0.002\Omega)/^\circ\text{C}$
10Ω & up: $\pm 50\text{ppm}/^\circ\text{C}$

Max Operating Voltage: 350V

Dielectric Strength: 1,800 VAC

Power Rating: 20W @ 25°C Case Temperature. See derating curve

Insulation Resistance:

10GΩ min.

Momentary Overload:

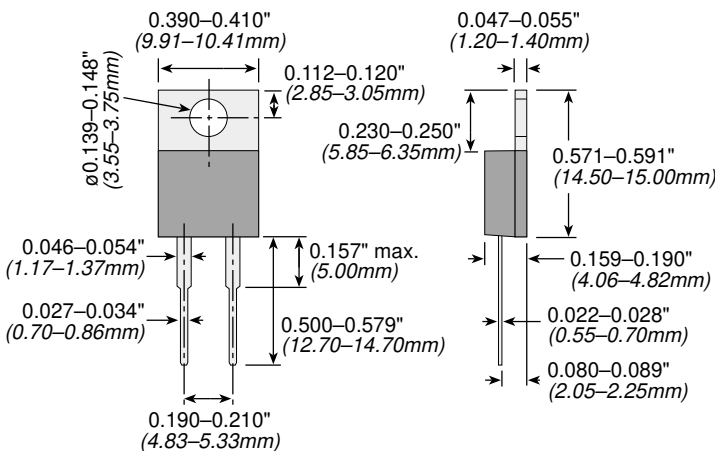
2x rated power for 5 seconds where applied voltage ≤ 1.5 times max. operating voltage. $\Delta R \pm (0.3\% + 0.001\Omega)$ max.

Lead Material:

Tinned Copper
Mounting: Requires the use of a snap-on style heat sink. A thermal compound should be properly applied.

TCH35 Series

35 Watt TO220 Style Thick Film Power Resistors



PERFORMANCE DATA

Load Life	MIL-R-39009, 2000 Hours @ Rated Pwr	$\Delta R = \pm(1.0\% + 0.01) \Omega$
Thermal Shock	MIL-R-STD-202, Method 107, Cond. F	$\Delta R = \pm(0.3\% + 0.01) \Omega$ max
High Freq Vibration	MIL-R-STD-202, Method 204, Cond. D	$\Delta R = \pm(0.2\% + 0.01) \Omega$ max
Terminal Strength	MIL-R-STD-202, Method 211, Cond. A (Pull Test) 2.4N	$\Delta R = \pm(0.2\% + 0.01) \Omega$ max
Moisture Resistance	MIL-R-STD-202, Method 106	$\Delta R = \pm(0.5\% + 0.01) \Omega$ max

Ohmite's new TCH35 TO220 package resistor provides 35 watts of steady state power when properly used in today's well defined heat sink applications.

These very low inductance resistors are built under proprietary processes that deliver 75% more power handling capability than other TO-220 package resistors of similar size.

Standard lead forms are provided for manual or automatic insertion.

A single screw mounting tab connects to the heat sink and should be accompanied by the use of a thermal compound. The TCH35 Series offers a low thermal resistance to the heat sink of $< 4.28^\circ\text{C/W}$.

FEATURES

- 35W Power Rating @ 25°C
- Very Low Inductance Design
- Single Screw Mounting
- Low Thermal Resistance to Heat Sink @ $R_{TH} < 4.28^\circ\text{C/W}$
- Resistance Element is Electrically Insulated from Metal Heat Sink Mounting Tab

APPLICATIONS

- Switching Power Supplies
- Snubbers
- High Frequency
- Voltage Regulation
- Low Energy Pulse Loading

SPECIFICATIONS

Electrical

Resistance Range: 0.1Ω to 10KΩ (higher values on request subject to derating)

Resistance Tolerance:
± 5% standard
± 1% available on request

Temperature Coefficient:

Referenced to 25°C, ΔR taken at +105°C
10Ω and above $\pm 50 \text{ ppm}/^\circ\text{C}$
1Ω to 10Ω $\pm(100\text{ppm} + 0.002\Omega)/^\circ\text{C}$

Max. Operating Voltage: 350V

Dielectric Strength: 1800 VAC

Insulation Resistance: 10GΩ min.

Momentary Overload: 2x rated power for 5 seconds as long as the applied voltage ≤ 1.5 times the continuous operating voltage, where $\Delta R \pm (0.3\% + 0.01\Omega)$ max

Lead Material:

Tinned Copper

Maximum Torque: 0.9 Nm

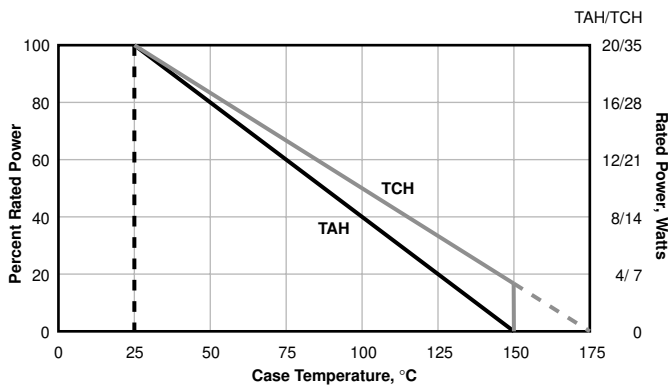
Power Rating: 35 Watts @ 25°C Case Temperature. See Derating Curve

Working Temperature Range: -55°C to +175°C

TAH20/TCH35 Series

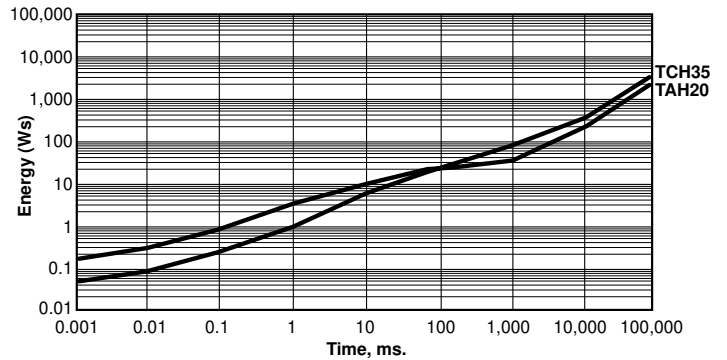
20 Watt & 35 Watt TO220 Series Thick Film Power Resistors

DERATING CURVE



PULSE-FORM

E-function, time between two pulses: 1 sec.



ORDERING INFORMATION

TCH35P10R0J

Package Code
TCH35 = 35W
TAH20 = 20W

Ohm Value
Example:
2R40 = 2.4 Ohms
2K40 = 2400 Ohms

Tolerance
F = 1%
J = 5% Standard

STANDARD VALUES

E24 standard values (+25 & 50), 1% and 5% tolerance

0.10	1.0	10	100	1,000	10,000
0.11	1.1	11	110	1,100	
0.12	1.2	12	120	1,200	
0.13	1.3	13	130	1,300	
0.15	1.5	15	150	1,500	
0.16	1.6	16	160	1,600	
0.18	1.8	18	180	1,800	
0.20	2.0	20	200	2,000	20,000
0.22	2.2	22	220	2,200	
0.24	2.4	24	240	2,400	
0.25	2.5	25	250	2,500	
0.27	2.7	27	270	2,700	
0.30	3.0	30	300	3,000	
0.33	3.3	33	330	3,300	
0.36	3.6	36	360	3,600	
0.39	3.9	39	390	3,900	
0.43	4.3	43	430	4,300	
0.47	4.7	47	470	4,700	
0.050	0.50	5.0	50	500	5,000
0.051	0.51	5.1	51	510	5,100
0.056	0.56	5.6	56	560	5,600
0.062	0.62	6.2	62	620	6,200
0.068	0.68	6.8	68	680	6,800
0.075	0.75	7.5	75	750	7,500
0.082	0.82	8.2	82	820	8,200
0.091	0.91	9.1	91	910	9,100

Consult factory for current stock disposition.