



Chipsmall Limited consists of a professional team with an average of over 10 year of expertise in the distribution of electronic components. Based in Hongkong, we have already established firm and mutual-benefit business relationships with customers from,Europe,America and south Asia,supplying obsolete and hard-to-find components to meet their specific needs.

With the principle of "Quality Parts,Customers Priority,Honest Operation,and Considerate Service",our business mainly focus on the distribution of electronic components. Line cards we deal with include Microchip,ALPS,ROHM,Xilinx,Pulse,ON,Everlight and Freescale. Main products comprise IC,Modules,Potentiometer,IC Socket,Relay,Connector.Our parts cover such applications as commercial,industrial, and automotives areas.

We are looking forward to setting up business relationship with you and hope to provide you with the best service and solution. Let us make a better world for our industry!



Contact us

Tel: +86-755-8981 8866 Fax: +86-755-8427 6832

Email & Skype: info@chipsmall.com Web: www.chipsmall.com

Address: A1208, Overseas Decoration Building, #122 Zhenhua RD., Futian, Shenzhen, China



DO NOT SCALE FROM THIS PRINT

NOTES:

- HIDDEN LINES ARE USED TO SHOW POLARIZATION WHEN USING -N OPTION.
- ⊕ REPRESENTS A CRITICAL DIMENSION.
- AS OF REV 'C' ON TCB-50 CABLE ASSEMBLIES WILL BE LEAD FREE.
- ALL ASSEMBLIES TO BE 100% ELECTRICALLY TESTED FOR SHORTS AND OPENS.
- ALL ASSEMBLIES TO BE 100% HI-POT TESTED AT 800V.
- STRAIN RELIEF TO WITHSTAND 5LB STRAIGHT PULL.
- WHEN CUTTING CABLE TO LENGTH, CONDUCTORS MAY NOT EXTEND PAST THE CABLE INSULATION.
- REFERENCE TCSD-XX-XX-X-XXX PRINT FOR CONNECTOR ASSEMBLY AND ITS REQUIREMENTS.
- WHEN CUTTING CABLE TO LENGTH, CONDUCTORS SHOULD NOT EXTEND PAST THE CABLE INSULATION, EXTENDING LESS THAN 25% OF CABLE THICKNESS ON CONSECUTIVE AND LESS THAN 50% OF THE CABLE THICKNESS ON NON-CONSECUTIVE STRANDS IS CONSIDERED A PROCESS INDICATOR.
- FOR LENGTHS LESS THAN 12.5" TOLERANCE SHALL BE +/- .125, ALL OTHER LENGTHS SHALL BE +/- .1%.

TCSD-XX-X-XX.XX-01-X-XXX-XXX

No OF POSITIONS

03, 04, 05, 07, 08, 10, 12, 13, 15, 17, 20, 22, 25
NOTE: OTHER POSITIONS AVAILABLE AS ASO. TOOL IS CAPABLE OF POSITIONS 2-25

OPTIONS #2
SEE OPTIONS BELOW

OPTIONS #1
SEE OPTIONS BELOW

PLATING OPTION

-F: FLASH SELECTIVE GOLD, MATTE TIN TAIL
-L: LIGHT SELECTIVE GOLD, MATTE TIN TAIL (LEAVE BLANK FOR STANDARD -S: SELECTIVE PLATING)

END ASSEMBLY

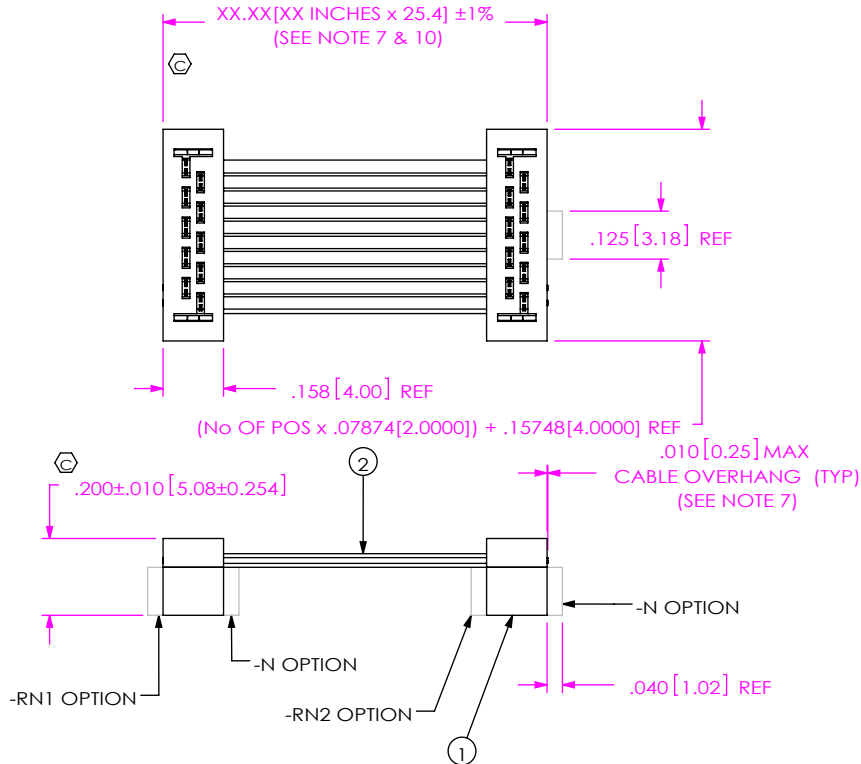
-S: SINGLE
-D: DOUBLE

ASSEMBLY LENGTH

-D"XX", -R, -M & -O OPTION: 2.00[50.8] MINIMUM
ALL OTHER OPTION: 1.00[25.4] MINIMUM

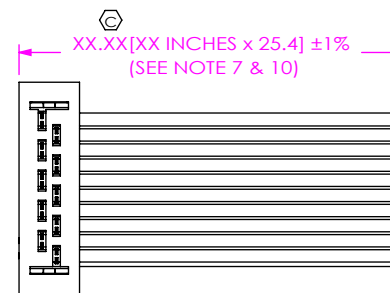
LEAD STYLE

-D: (DOUBLE END)

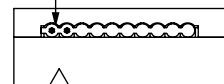


-S (SINGLE END)

(SAME AS -D UNLESS OTHERWISE STATED)



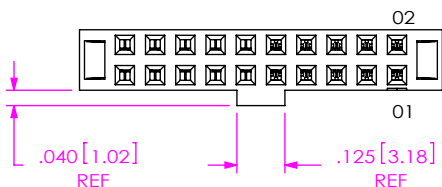
COLORED WIRE TO SIDE OF FIRST POS. INDICATOR
* COLORED WIRE MAY BE BLACK, BLUE, OR RED.



NOTCH DENOTES FIRST POSITION

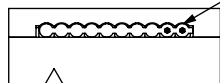
TABLE 1

ITEM #	PART
1	TCSD-XX-XX-XXX
2	TCB-50
3	TFB-XX-D-XX-X
4	TMSR-XX
5	C-57-X
6	TMC-XX-D



-N: NOTCH POLARIZATION (USE TCSD-XX-XX-N) (AVAILABLE ON POS 04 THRU 25)

-RW: REVERSE WIRING (NOT AVAILABLE WITH -RN1 OR -RN2 OPTIONS) COLORED WIRE TO OPPOSITE SIDE OF FIRST POS. INDICATOR



F:\DWG\MISC\MKTG\TCSD-XX-X-XX.XX-01-X-XXX-XXX-MKT.SLDDRW

UNLESS OTHERWISE SPECIFIED, DIMENSIONS ARE IN INCHES.
TOLERANCES ARE:
DECIMALS ANGLES
.XX: ±.01 [.3] 2°
.XXX: ±.005 [.13]
.XXXX: ±.0020 [.051]

PROPRIETARY NOTE

THIS DOCUMENT CONTAINS CONFIDENTIAL AND PROPRIETARY INFORMATION AND ALL DESIGN, MANUFACTURING, REPRODUCTION, USE, PATENT RIGHTS AND SALES RIGHTS ARE EXPRESSLY RESERVED BY SAMTEC, INC. THIS DOCUMENT SHALL NOT BE DISCLOSED, IN WHOLE OR PART, TO ANY UNAUTHORIZED PERSON OR ENTITY NOR REPRODUCED, TRANSFERRED OR INCORPORATED IN ANY OTHER PROJECT IN ANY MANNER WITHOUT THE EXPRESS WRITTEN CONSENT OF SAMTEC, INC.

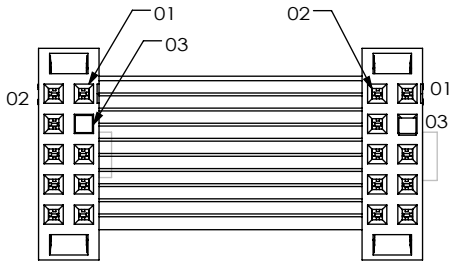
MATERIAL: DO NOT SCALE DRAWING SHEET SCALE: 2:1
INSULATOR: BLACK PBT
CONTACT: HEAT TREATED BeCu
STRAIN RELIEF: BLACK PBT
WIRE: 28 AWG, 7/36, TINNED, COPPER WITH PVC INSULATOR
PLATING:
-L: .000015 GOLD ON CONTACT AREA, TIN ON REMAINDER
-F: .000003 GOLD ON CONTACT AREA, TIN ON REMAINDER
(STANDARD PLATING IS .000030 GOLD ON CONTACT AREA, TIN ON REMAINDER)



520 PARK EAST BLVD, NEW ALBANY, IN 47150
PHONE: 812-944-6733 FAX: 812-948-5047
e-Mail: info@SAMTEC.com code 55322

DESCRIPTION:
2MM DOUBLE ROW FEMALE IDC ASSEMBLY
DWG. NO.
TCSD-XX-X-XX.XX-01-X-XXX-XXX
BY: B RAY 11/20/2007 SHEET 1 OF 3

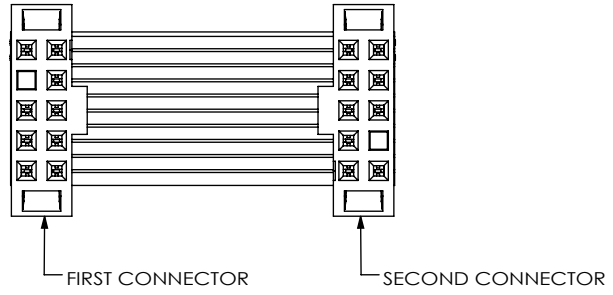
-P"XX": POLARIZED MATING




NOTE: THE SAME POSITION WILL BE POLARIZED ON BOTH ENDS (USE PK-07-N)

-RN1 OR -RN2 (REVERSE POLARIZATION NOTCH)

TCSD-05-D-XX-01-RN2 SHOWN

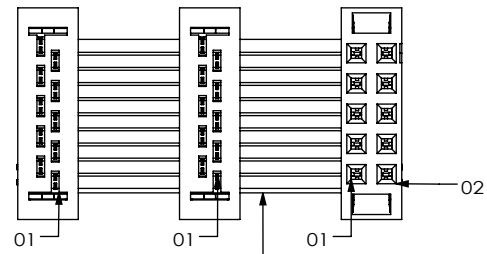


TCSD-05-D-XX-01-RN1 SHOWN

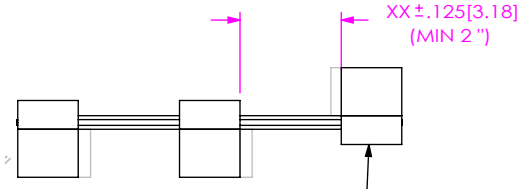


NOTE:
 -RN1 = REVERSE NOTCH ON 1ST CONNECTOR ONLY AVAILABLE FOR POSITIONS 4 OR GREATER (NOT AVAILABLE WITH -R OR -RW OPTIONS)
 -RN2 = REVERSE NOTCH ON 2ND CONNECTOR ONLY (NOT AVAILABLE WITH -R OR -RW OPTIONS)
 (REVERSE NOTCH NOT AVAILABLE WITH DAISY CHAIN OPTIONS)

-O: OUTSIDE REVERSED (NOT AVAILABLE WITH -R OR -M) (MINIMUM 2.00[50.8], 1.00[25.4] INCREMENTS)

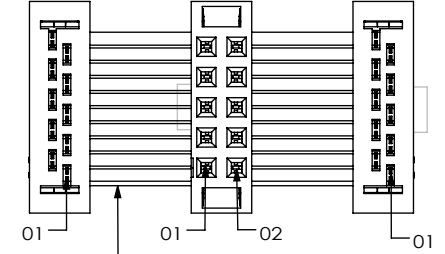


COLORED WIRE TO SIDE OF FIRST POS. INDICATOR
 * COLORED WIRE MAY BE BLACK, BLUE, OR RED.

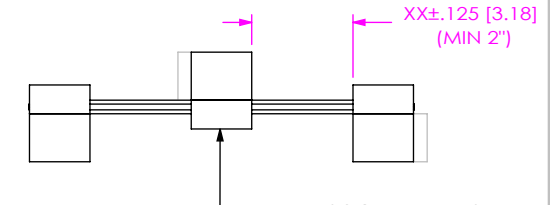


OUTSIDE SOCKET REVERSED WHEN DAISY CHAINED

-M: MIDDLE REVERSED (NOT AVAILABLE WITH -R OR -O) (MINIMUM 2.00[50.8], 1.00[25.4] INCREMENTS)

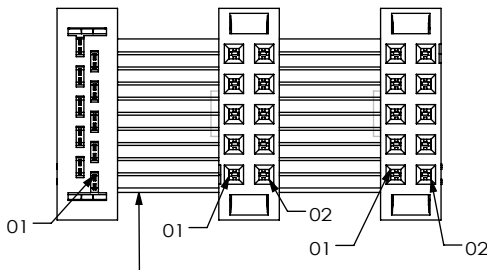


COLORED WIRE TO SIDE OF FIRST POS. INDICATOR
 * COLORED WIRE MAY BE BLACK, BLUE, OR RED.

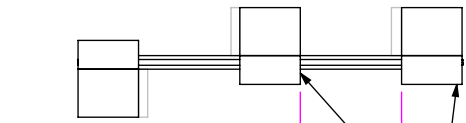


MIDDLE SOCKET REVERSED WHEN DAISY CHAINED

-R: REVERSE CONNECTOR (NOT AVAILABLE WITH -O, -M, -RN1 OR -RN2 OPTION) (MINIMUM 2.00[50.8], 1.00[25.4] INCREMENTS)

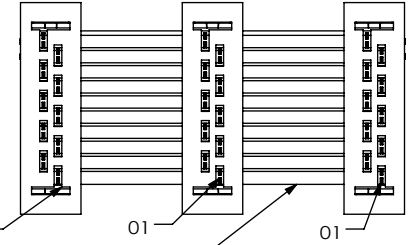


COLORED WIRE TO SIDE OF FIRST POS. INDICATOR
 * COLORED WIRE MAY BE BLACK, BLUE, OR RED.

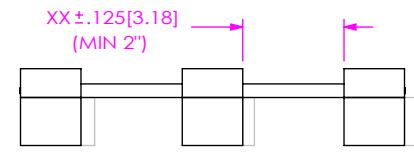


BOTH SOCKETS REVERSED WHEN DAISY CHAINED

-D"XX": DAISY CHAINED (2" MIN LENGTH, 1" INCREMENTS ONLY)



COLORED WIRE TO SIDE OF FIRST POS. INDICATOR
 * COLORED WIRE MAY BE BLACK, BLUE, OR RED.



PROPRIETARY NOTE
 THIS DOCUMENT CONTAINS CONFIDENTIAL AND PROPRIETARY INFORMATION AND ALL DESIGN, MANUFACTURING, REPRODUCTION, USE, PATENT RIGHTS AND SALES RIGHTS ARE EXPRESSLY RESERVED BY SAMTEC, INC. THIS DOCUMENT SHALL NOT BE DISCLOSED, IN WHOLE OR PART, TO ANY UNAUTHORIZED PERSON OR ENTITY NOR REPRODUCED, TRANSFERRED OR INCORPORATED IN ANY OTHER PROJECT IN ANY MANNER WITHOUT THE EXPRESS WRITTEN CONSENT OF SAMTEC, INC.

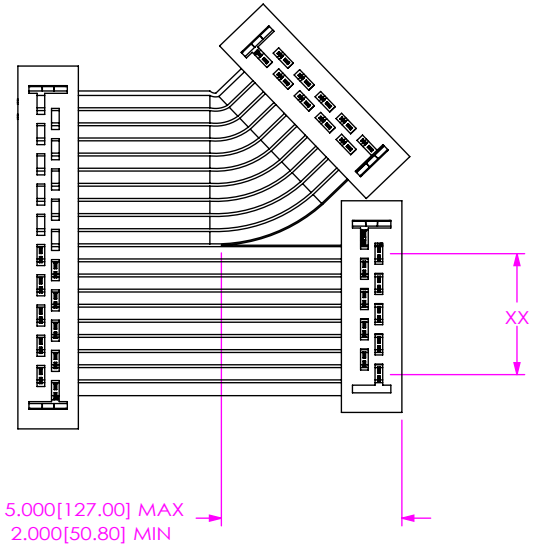
DO NOT SCALE DRAWING
 SHEET SCALE: 2:1



520 PARK EAST BLVD. NEW ALBANY, IN 47150
 PHONE: 812-944-6733 FAX: 812-948-5047
 e-Mail info@SAMTEC.com code 55322

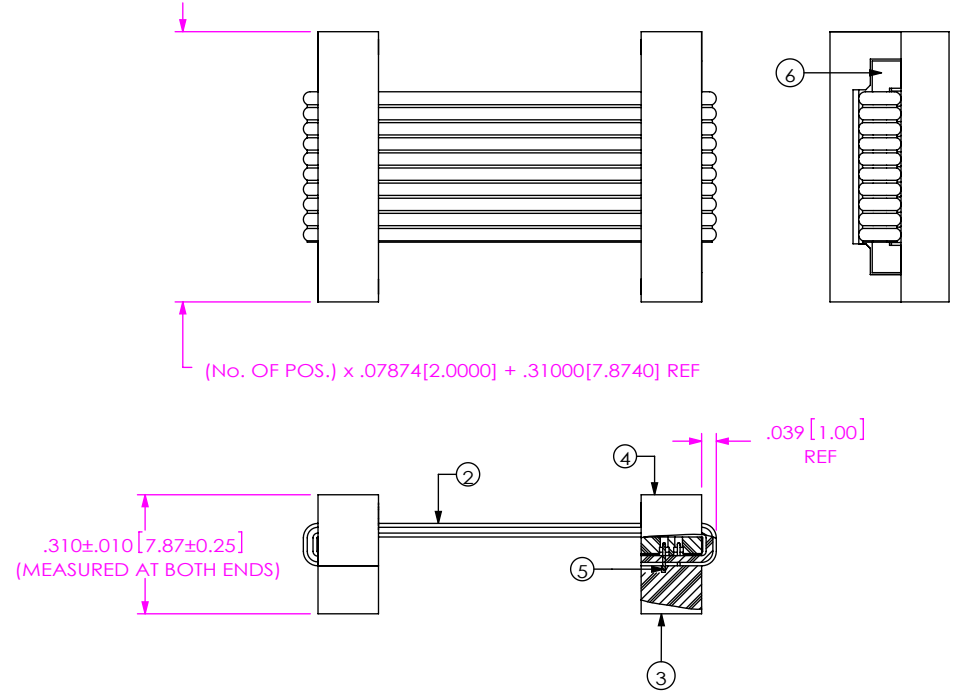
DESCRIPTION:
 2MM DOUBLE ROW FEMALE IDC ASSEMBLY
 DWG. NO.
TCSD-XX-X-XX.XX-01-X-XXX-XXX
 BY: B RAY 11/20/2007 SHEET 2 OF 3

-B"XX": BREAKOUT OPTION
(TCSD-10-D-XX.XX-01-X-B05 SHOWN)




"XX" = NO. OF CONDUCTORS BROKEN OUT FROM THE FIRST POSITION.
AN EVEN NUMBER POSITION BREAKOUT MUST BE SELECTED FOR A DOUBLE ENDED ASSEMBLY
AND THE BREAKOUT ENDS MUST BE EQUAL TO THE FULL POSITION CONNECTOR.

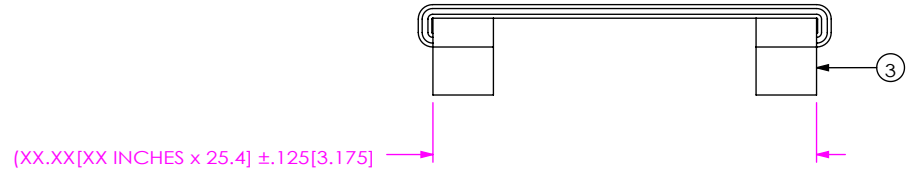
-SR: STRAIN RELIEF
(NOT AVAILABLE WITH -O, -M, -R, -D"XX" OR -B"XX")
(SAME AS -D, UNLESS OTHERWISE STATED)
(SOLD IN ASSEMBLIES ONLY)
(MUST USE HEAT BEND/STRAIN RELIEF TOOL ON POSITIONS 20-25)



IN-PROCESS 1
(-SR ONLY)



IN-PROCESS 2
(-SR ONLY)



PROPRIETARY NOTE
THIS DOCUMENT CONTAINS CONFIDENTIAL AND PROPRIETARY INFORMATION AND ALL DESIGN, MANUFACTURING, REPRODUCTION, USE, PATENT RIGHTS AND SALES RIGHTS ARE EXPRESSLY RESERVED BY SAMTEC, INC. THIS DOCUMENT SHALL NOT BE DISCLOSED, IN WHOLE OR PART, TO ANY UNAUTHORIZED PERSON OR ENTITY NOR REPRODUCED, TRANSFERRED OR INCORPORATED IN ANY OTHER PROJECT IN ANY MANNER WITHOUT THE EXPRESS WRITTEN CONSENT OF SAMTEC, INC.

DO NOT SCALE DRAWING

SHEET SCALE: 2:1



520 PARK EAST BLVD, NEW ALBANY, IN 47150
PHONE: 812-944-6733 FAX: 812-948-5047
e-Mail info@SAMTEC.com code 55322

DESCRIPTION:
2MM DOUBLE ROW FEMALE IDC ASSEMBLY
DWG. NO.
TCSD-XX-X-XX.XX-01-X-XXX-XXX
BY: B RAY 11/20/2007 SHEET 3 OF 3