



Chipsmall Limited consists of a professional team with an average of over 10 year of expertise in the distribution of electronic components. Based in Hongkong, we have already established firm and mutual-benefit business relationships with customers from,Europe,America and south Asia,supplying obsolete and hard-to-find components to meet their specific needs.

With the principle of “Quality Parts,Customers Priority,Honest Operation,and Considerate Service”,our business mainly focus on the distribution of electronic components. Line cards we deal with include Microchip,ALPS,ROHM,Xilinx,Pulse,ON,Everlight and Freescale. Main products comprise IC,Modules,Potentiometer,IC Socket,Relay,Connector.Our parts cover such applications as commercial,industrial, and automotives areas.

We are looking forward to setting up business relationship with you and hope to provide you with the best service and solution. Let us make a better world for our industry!



Contact us

Tel: +86-755-8981 8866 Fax: +86-755-8427 6832

Email & Skype: info@chipsmall.com Web: www.chipsmall.com

Address: A1208, Overseas Decoration Building, #122 Zhenhua RD., Futian, Shenzhen, China



TDB / TDBH / TDBL SERIES

Relay Output, Delay-on-Break Time Delay Relay



*8-pin models UL listed when used in combination with P1011-6 socket only.

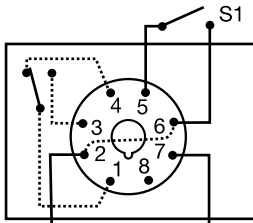


8-PIN



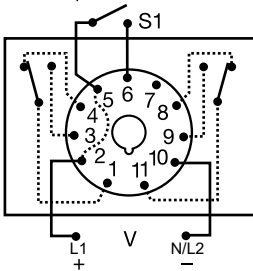
11-PIN

Wiring Diagram



8-PIN OCTAL SPDT

S1 = Initiate Switch
Relay contacts are isolated



11-PIN DPDT

Description

The TDB Series combines accurate digital circuitry with isolated, 10A, DPDT or SPDT contacts in an 8-pin or 11-pin plug-in package. The TDB Series features DIP switch selectable time delays ranging from 0.1-10,230 seconds in three ranges. The TDB Series is the product of choice for custom control panel and OEM designers.

Operation (Delay-on-Break)

Input voltage must be applied to the input before and during timing. Upon closure of the initiate switch, the output relay is energized. The time delay begins when the initiate switch is opened (trailing edge triggered). The output remains energized during timing. At the end of the time delay, the output de-energizes. The output will energize if the initiate switch is closed when input voltage is applied.

Reset: Reclosing the initiate switch during timing resets the time delay. Loss of input voltage resets the time delay and output.

Features & Benefits

FEATURES	BENEFITS
3 time ranges available (0.1s to 2.8h)	Makes it versatile for use in many applications
Microcontroller based	Repeat Accuracy +/- 0.1% or 20ms, whichever is greater; Setting Accuracy +/- 2% or 50ms, whichever is greater
LED indication (select models)	Provides visual indication of relay status
DIP switch adjustment	Provides first time setting accuracy
Isolated output contacts	Allows control of loads for AC or DC voltages

Ordering Information

MODEL	INPUT VOLTAGE	DELAY RANGE (SEC)	LED	TYPE PLUG/OUTPUT FORM
TDB120AL	120VAC	1-1023 in 1s increments	X	Octal (8-pin) plug, SPDT
TDB120ALD	120VAC	1-1023 in 1s increments	X	11-pin plug, DPDT
TDB12D	12VDC	1-1023 in 1s increments		Octal (8-pin) plug, SPDT
TDB230AL	230VAC	1-1023 in 1s increments	X	Octal (8-pin) plug, SPDT
TDB24AL	24VAC	1-1023 in 1s increments	X	Octal (8-pin) plug, SPDT
TDB24DL	24VDC/ 28VDC	1-1023 in 1s increments	X	Octal (8-pin) plug, SPDT
TDBH120AL	120VAC	10-10230 in 10s increments	X	Octal (8-pin) plug, SPDT
TDBH120ALD	120VAC	10-10230 in 10s increments	X	11-pin plug, DPDT
TDBL120AL	120VAC	0.1-102.3 in 0.1s increments	X	Octal (8-pin) plug, SPDT
TDBL120ALD	120VAC	0.1-102.3 in 0.1s increments	X	11-pin plug, DPDT
TDBL24DL	24VDC/ 28VDC	0.1-102.3 in 0.1s increments	X	Octal (8-pin) plug, SPDT

If you don't find the part you need, call us for a custom product 800-843-8848

TDB / TDBH / TDBL SERIES

Accessories



BZ1 Front Panel Mount Kit
Provides an easy method of through-the-panel mounting of 8- or 11-pin plug-in timers, flashers, and other controls.



NDS-8 Octal 8-pin Socket
8-pin 35mm DIN rail or surface mount. Rated at 10A @ 300VAC. Surface mounted with two #6 (M 3.5 x 0.6) screws or snaps onto a 35 mm DIN rail. Uses PSC8 hold-down clips.



NDS-11 11-pin Socket
11-pin 35mm DIN rail or surface mount. Rated at 10A @ 300VAC. Surface mounted with two #6 (M 3.5 x 0.6) screws or snaps onto a 35 mm DIN rail. Uses PSC11 hold-down clips.



PSC8 or PSC11 Hold-down Clips
Securely mounts plug-in controls in any position. Provides protection against vibration. Use PSC8 with NDS-8 Octal Socket or PSC11 with NDS-11 Socket. Sold in pairs.

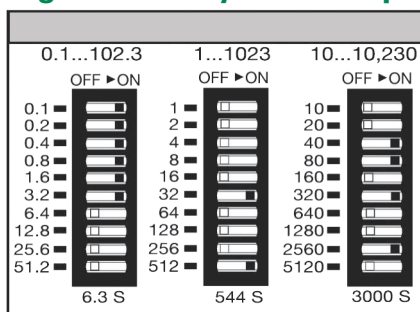


PSCR8 Hold-down Brackets
Designed for use with P1011-6 socket. Securely mounts 8-pin plug-in controls in any position, and provides protection against vibration. Sold in pairs.



P1011-6 Octal Socket for UL listing
8-pin surface mount socket with binder head screw terminals. Rated 10A @ 600VAC. Combination is UL Listed when used with TDB Series timers. Use PSCR8 Hold-down brackets.

Digi-Set Binary Switch Operation



** For CE approved applications, power must be removed from the unit when a switch position is changed.

Specifications

Time Delay

Type

Range**

Digital integrated circuitry
0.1 - 102.3s in 0.1s increments
1 - 1023s in 1s increments
10 - 10,230s in 10s increments

Repeat Accuracy

Setting Accuracy

Reset Time

Recycle Time

Time Delay vs Temp.

& Voltage

Indicator

Initiate Time

Input

Voltage

Tolerance

12VDC & 24VDC/AC

110 to 230VAC/DC

AC Line Frequency

Power Consumption

Output

Type

Form

Rating

Life

Protection

Isolation Voltage

Polarity

Mechanical

Mounting

Dimensions

Termination

Environmental

Operating/Storage

Temperature

Weight

±0.1% or 20ms, whichever is greater
±2% or 50ms, whichever is greater
≤ 50ms
≤ 150ms

±5%

LED indicates relay is energized

≤ 60ms

12, 24/28, or 110VDC; 24, 120, or 230VAC

-15% - 20%

-20% - 10%

50/60 Hz

≤ 3.25W

Electromechanical relay

SPDT or DPDT

10A resistive @ 120/240VAC & 28VDC;

1/3 hp @ 120/240VAC

Mechanical - 1 x 10⁷; Electrical - 1 x 10⁶

≥ 1500V RMS input to output

DC units reverse polarity protected

Plug-in socket

H 81.3 mm (3.2"); **W** 60.7 mm (2.4");

D 45.2 mm (1.8")

Octal 8-pin plug-in or 11-pin plug-in

-20° to 65°C / -30° to 85°C

≈ 6 oz (170 g)

Function Diagram

