



Chipsmall Limited consists of a professional team with an average of over 10 year of expertise in the distribution of electronic components. Based in Hongkong, we have already established firm and mutual-benefit business relationships with customers from,Europe,America and south Asia,supplying obsolete and hard-to-find components to meet their specific needs.

With the principle of “Quality Parts,Customers Priority,Honest Operation,and Considerate Service”,our business mainly focus on the distribution of electronic components. Line cards we deal with include Microchip,ALPS,ROHM,Xilinx,Pulse,ON,Everlight and Freescale. Main products comprise IC,Modules,Potentiometer,IC Socket,Relay,Connector.Our parts cover such applications as commercial,industrial, and automotives areas.

We are looking forward to setting up business relationship with you and hope to provide you with the best service and solution. Let us make a better world for our industry!



Contact us

Tel: +86-755-8981 8866 Fax: +86-755-8427 6832

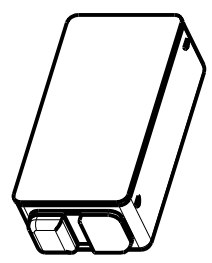
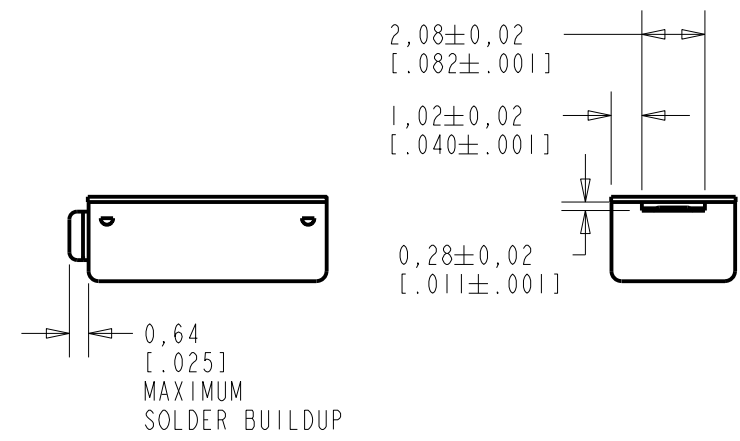
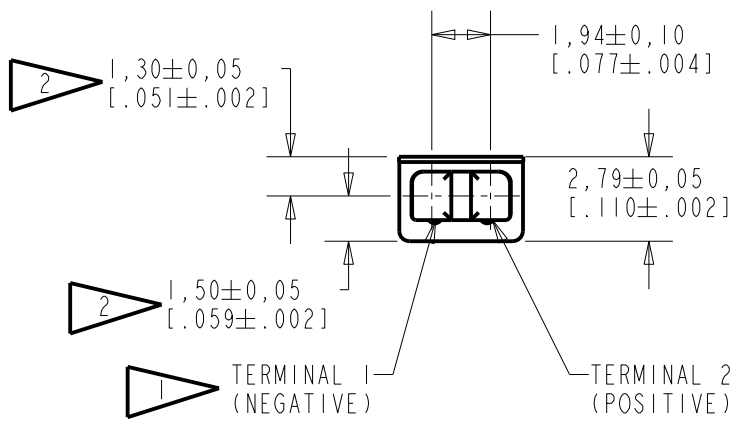
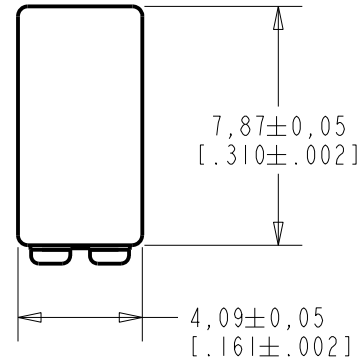
Email & Skype: info@chipsmall.com Web: www.chipsmall.com

Address: A1208, Overseas Decoration Building, #122 Zhenhua RD., Futian, Shenzhen, China



NOTES:

- 1 A POSITIVE GOING VOLTAGE AT TERMINAL 2, RELATIVE TO TERMINAL 1, CAUSES A DECREASE IN PRESSURE AT THE SOUND OUTLET.
- 2 LOCATED FROM TWO SURFACES FOR CUSTOMER CONVENIENCE. ONLY APPLICABLE FROM ONE SURFACE, NOT TO BE USED TOGETHER. HORIZONTAL LOCATION FOR TERMINAL CENTERED TO $\pm 0,17$ [.007].



NOMINAL WEIGHT
.35 GRAM

DIMENSIONS IN MILLIMETERS [INCHES]

Revision	C.O. #	Implementation Date	RELEASE LEVEL	REVISION
E	CI0116424	11-28-14	Active	E
D	CI0107030	1-30-08		

KNOWLES ELECTRONICS
ITASCA, ILLINOIS U.S.A.

SCALE: 4:1		DR. BY: SDZ	DATE: 7-05-06
DO NOT SCALE DRAWING		CK. BY: GJP	DATE: 7-20-06
TITLE: RECEIVER	TEC-30006-000	APP. BY: GJP	DATE: 7-20-06
OUTLINE DRAWING	SHT 1.1		

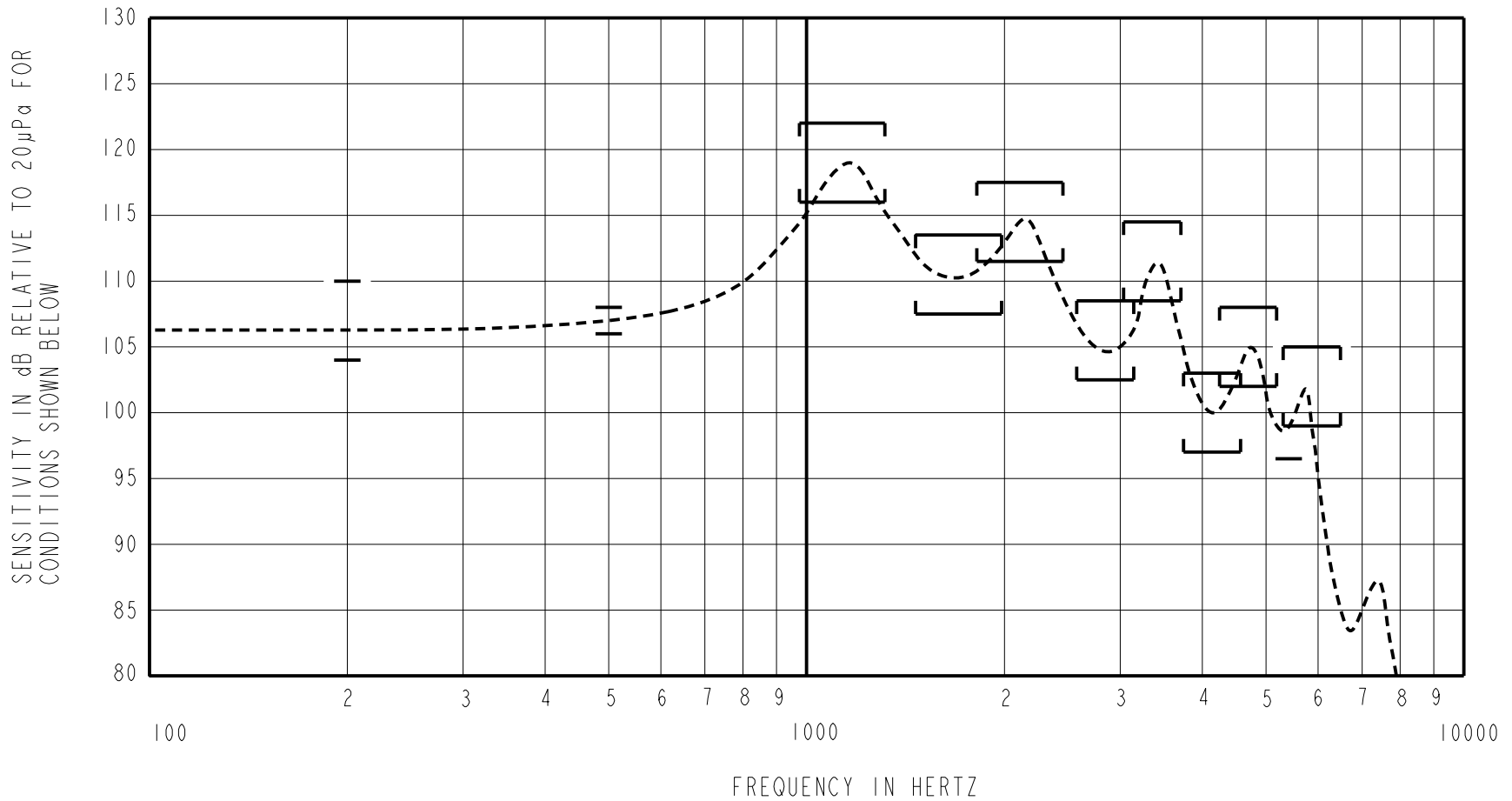
THIS UNIT IS A BALANCED ARMATURE RECEIVER INTENDED FOR USE IN BTE HEARING AIDS, AND IS 1/2 THE SIZE OF AN EF RECEIVER.

NO DAMPING

TEC-30006-000

SHEET 2.1

CONSTANT VOLTAGE DRIVE CONDITIONS



ACOUSTICAL

SENSITIVITY
DEVICE WILL PRODUCE THE SPL LISTED BELOW UNDER TEST CONDITIONS DESCRIBED IN TABLE 3. NOMINAL SENSITIVITY AT 1000 Hz IS dB RELATIVE TO 20µPa. ALL OTHER VALUES IN dB RELATIVE TO THE SENSITIVITY AT 500 Hz.

FREQUENCY (Hz)	MINIMUM	NOMINAL	MAXIMUM
200	-3.0	0.0	+3.0
500	-1.0	107.0	+1.0
975-1315	+9.0	+12.0	+15.0
1465-1980	+0.5	+3.5	+6.5
1815-2455	+4.5	+7.5	+10.5
2575-3145	-4.5	-1.5	+1.5
3035-3710	+1.5	+4.5	+7.5
3745-4575	-10.0	-7.0	-4.0
4250-5190	-5.0	-2.0	+1.0
5412	-10.5	---	---
5310-6490	-8.0	-5.0	-2.0

TABLE 1

TOTAL HARMONIC DISTORTION
DEVICE WILL NOT EXCEED TOTAL HARMONIC DISTORTION LEVELS LISTED BELOW.

FREQUENCY (Hz)	AC DRIVE (V rms)	DC BIAS (mA)	LIMIT (%)
382	0.154	0	5
573	0.154	0	5
573	0.308	0	10

TABLE 2

TEST CONDITIONS

NOMINAL SOURCE VOLTAGE	0.154 V rms, TO DELIVER 0.35 mVA AT 500 Hz
SOURCE IMPEDANCE	<1 Ohm
TUBING	8mm X 1mm ID + 28mm X 1.5mm ID EAR HOOK SIMULATOR + 25mm X 2mm ID TUBE + 18mm X 3mm ID TUBE
COUPLER CAVITY	2 cm ³ , SIMULATED ANSI S3.7 TYPE HA-3 (IEC 60318-5)

TABLE 3

ELECTRICAL

DC RESISTANCE	46 OHMS ± 10%
IMPEDANCE @ 500 Hz	62 OHMS ± 15%
INDUCTANCE @ 500 Hz	10.2 mH ± 15%
CAPACITANCE @ 10 MHz	9.0 pF ± 20%

TABLE 4

ISOLATION: CASE WILL BE ELECTRICALLY ISOLATED FROM THE COIL CIRCUIT.

MECHANICAL

PORT LOCATION: 12N

SOLDER TYPE: SAC305

TEMPERATURE

OPERATING: SENSITIVITY WILL NOT VARY MORE THAN +1/-3 dB FROM -17°C TO 63°C

STORAGE: -40°C TO 63°C

KNOWLES ELECTRONICS
ITASCA, ILLINOIS U.S.A.

Revision	C.O. #	Implementation Date	RELEASE LEVEL	REVISION
E	C10116424	11-28-14	Active	E
D	C10107030	1-30-08		
WHEN TEST LIMITS ARE USED TO ESTABLISH INCOMING INSPECTION ACCEPTANCE/REJECTION CRITERIA, CORRELATION OF TEST EQUIPMENT WITH KNOWLES IS ALSO REQUIRED FOR ELIMINATION OF EQUIPMENT AND TEST METHOD VARIATION				
TITLE: RECEIVER			TEC-30006-000	DR. BY DATE
PERFORMANCE SPECIFICATION			SHT 2.1	SDZ 7-05-06
				CK. BY DATE
				GJP 7-20-06
				APP. BY DATE
				GJP 7-20-06