



Chipsmall Limited consists of a professional team with an average of over 10 year of expertise in the distribution of electronic components. Based in Hongkong, we have already established firm and mutual-benefit business relationships with customers from,Europe,America and south Asia,supplying obsolete and hard-to-find components to meet their specific needs.

With the principle of “Quality Parts,Customers Priority,Honest Operation,and Considerate Service”,our business mainly focus on the distribution of electronic components. Line cards we deal with include Microchip,ALPS,ROHM,Xilinx,Pulse,ON,Everlight and Freescale. Main products comprise IC,Modules,Potentiometer,IC Socket,Relay,Connector.Our parts cover such applications as commercial,industrial, and automotives areas.

We are looking forward to setting up business relationship with you and hope to provide you with the best service and solution. Let us make a better world for our industry!



Contact us

Tel: +86-755-8981 8866 Fax: +86-755-8427 6832

Email & Skype: info@chipsmall.com Web: www.chipsmall.com

Address: A1208, Overseas Decoration Building, #122 Zhenhua RD., Futian, Shenzhen, China



TLED40W Series

High Performance LED Driver



Electrical Specifications

Input Voltage Range:	120-277 Vac Nom. (108-305 V Min/Max)
Frequency:	50/60 Hz Nom. (47-63 Hz Min/Max)
Power Factor:	>0.90 @ full load, 100V through 277V
Inrush Current:	<50.0 Amps max @ 230 Vac, cold start 25°C
Input Current:	0.4 Amps max
Maximum Power:	37.8W
Load Regulation:	± 3%
THD:	≤ 20% @ full load
Leakage Current:	300 µA Typical
Hold Up Time:	Half Cycle

Protections

Over-voltage	Yes
Over-current	Yes
Short Circuit	Auto recovery

Environmental Specifications

Maximum Case Temp.:	89°C
Minimum Starting Temp:	-30°C
UL Type TL Rating:	Class 2: 89/63°C
Storage Temperature:	-35°C to +85°C
Humidity:	10% to 90%
Cooling:	Convection
Vibration Frequency:	5 to 55 Hz/2g, 30 minutes
Sound Rating:	Class A
Lifetime:	50,000 Hours @ 50°C ambient conditions
EMC:	FCC 47CFR Part 15 Class B compliant



Constant Current Model

Model Number	Output Current (mA ±5%)	Output Voltage Range (Vdc)	Max Output Power (W)	Max Efficiency
TLED40W-054-C0700-D	700	30-54	37.8	86%

Class 2: US/Canada

- Performance Driven
- Flicker Free
- Dimmable Constant Current, Two-Stage Design
- Deep Dimming, down to 1%
- Compatible with more dimming controls
- Total Power: 37.8 Watts
- Input Voltage: 120-277 Vac
- UL Dry & Damp Location Rated
- IP66 & NEMA4
- High Power Factor
- Black Magic Thermal Advantage™ Plastic Housing

Dimming Note:

0-10V & Resistance dimmable model includes an extra two wires +Purple/-Gray on the output side. Compatible with most quality 0-10V wall dimmers. See page 3 for additional specifications.

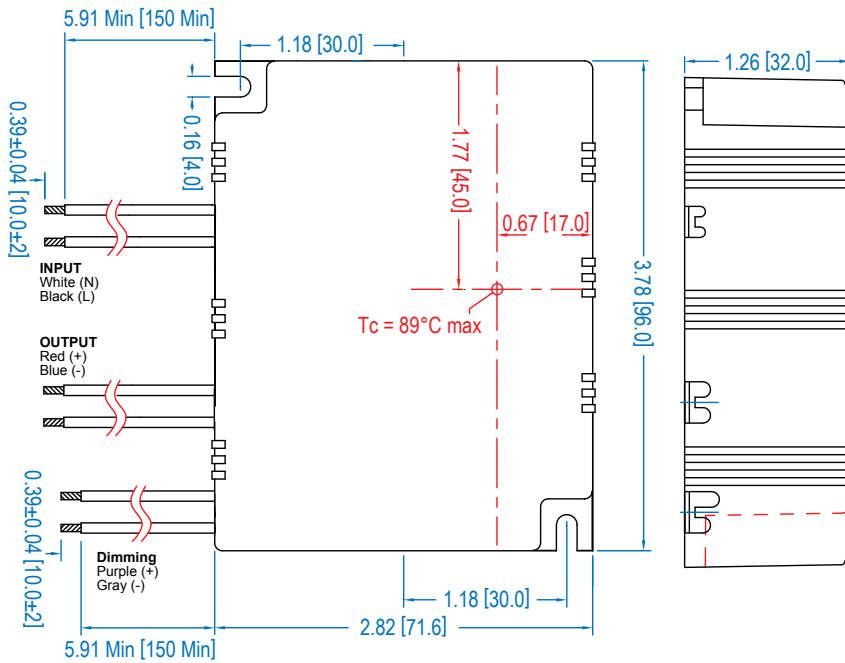
Note:

LED drivers are designed and intended to operate LED loads only. Non-LED loading may be outside the specified design limits of our LED drivers, and therefore cannot be covered by any warranty. If you desire to use our LED drivers to operate non-LED loads please contact us to discuss compatibility.

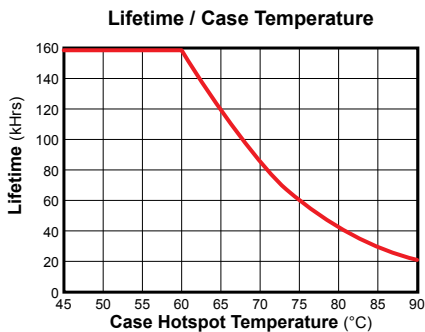
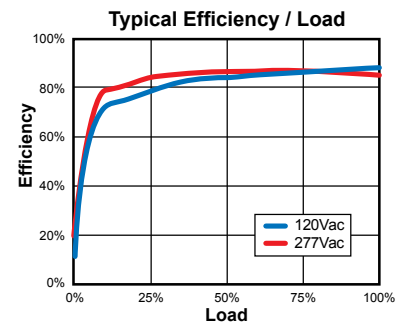
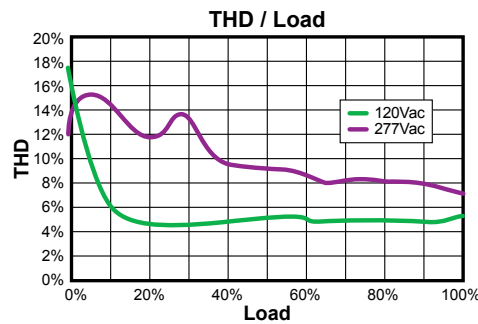
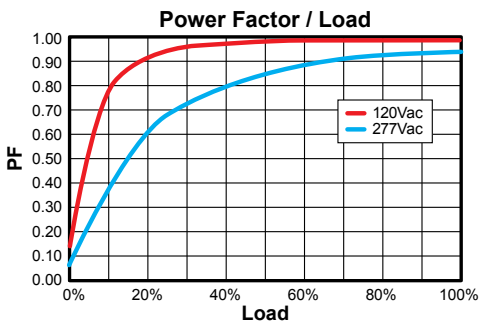
Safety Cert.	Standard
CUL	UL8750, UL1012, UL1310
CE	EN 61347-1, EN61347-2-13
EMC Standard	Notes
EN 55015	Conducted emission
IEEE 519	Harmonic current emissions
EN 61000-4-3	RFE Field Susceptibility test
EN 61000-4-4	Electrical Fast Transient
EN 61000-4-5	Surge Immunity Test, AC Power Line: line to line 3 kV; line to earth 6 kV
EN 61000-4-11	Voltage Dips
FCC Part 15	Subpart B (Class B)



Dimensions



Power Characteristics



Note: The area under the life-temperature curve represents where the driver has highly reliable operation within specification. Driver performance may drift out of published specifications as the hours of operation exceed the curve at a given temperature. Higher operating temperatures increase the chances of a failure to function. Other electrical, mechanical and environmental factors affect driver lifetime but are not represented in this calculation.

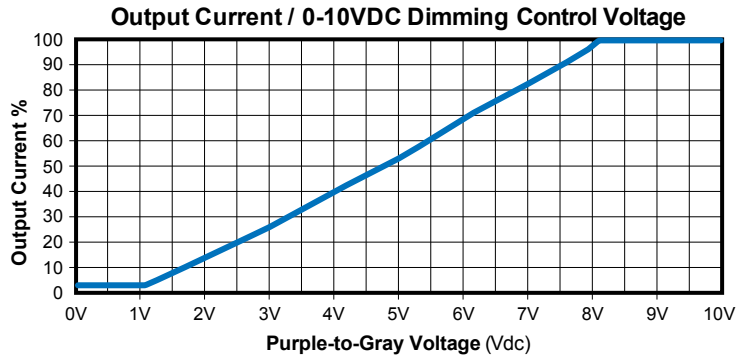
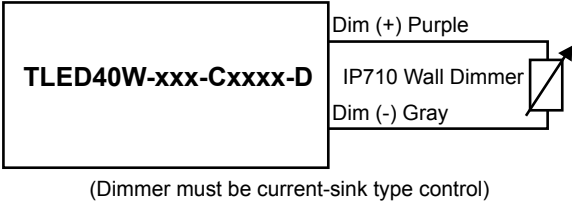
UL Conditions of Acceptability

See website for additional information

“-D” Option: 0-10VDC and Resistance Dimming

Parameters	Minimum	Typical	Maximum
Source Current out of 0-10V Purple Wire	0 mA	---	500 μ A
Absolute Voltage Range on 0-10V (+) Yellow Wire	-2.0 V	---	+15 V

“-D” Typical Dimming Circuit



Notes:

1. Compatible with most 0-10V dimmers. Recommended dimmer is Leviton IP710 or equivalent.
2. Output will be 100% with Purple/Gray open and minimum with Purple/Gray Shorted.