



Chipsmall Limited consists of a professional team with an average of over 10 year of expertise in the distribution of electronic components. Based in Hongkong, we have already established firm and mutual-benefit business relationships with customers from,Europe,America and south Asia,supplying obsolete and hard-to-find components to meet their specific needs.

With the principle of "Quality Parts,Customers Priority,Honest Operation,and Considerate Service",our business mainly focus on the distribution of electronic components. Line cards we deal with include Microchip,ALPS,ROHM,Xilinx,Pulse,ON,Everlight and Freescale. Main products comprise IC,Modules,Potentiometer,IC Socket,Relay,Connector.Our parts cover such applications as commercial,industrial, and automotives areas.

We are looking forward to setting up business relationship with you and hope to provide you with the best service and solution. Let us make a better world for our industry!



Contact us

Tel: +86-755-8981 8866 Fax: +86-755-8427 6832

Email & Skype: info@chipsmall.com Web: www.chipsmall.com

Address: A1208, Overseas Decoration Building, #122 Zhenhua RD., Futian, Shenzhen, China



COUNT	DESCRIPTION OF REVISIONS	BY	CHKD	DATE	COUNT	DESCRIPTION OF REVISIONS	BY	CHKD	DATE
△					△				
△					△				

APPLICABLE STANDARD									
RATING	OPERATING TEMPERATURE RANGE	- 25 °C TO 80 °C			STORAGE TEMPERATURE RANGE	- °C TO - °C			
	VOLTAGE	125 V AC			CURRENT	500 mA			

SPECIFICATIONS

ITEM	TEST METHOD	REQUIREMENTS	QT	AT
------	-------------	--------------	----	----

CONSTRUCTION				
GENERAL EXAMINATION	VISUALLY AND BY MEASURING INSTRUMENT.	ACCORDING TO DRAWING.	○	○
MARKING	CONFIRMED VISUALLY.		○	○

ELECTRIC CHARACTERISTICS				
CONTACT RESISTANCE	100 mA DC (OR 1000 Hz AC). MEASUREMENT POINTS SHALL BE AS FOLLOWS.	200 mΩ MAX.	○	○
<p align="center">TEST POINT 100 mm</p> <p align="center">PLUG</p> <p align="center">MODULAR CABLE (COPPER - FOIL)</p> <p align="center">RECEPTACLE (ONE EXAMPLE OF CONNECTOR CONFIGURATION IS SHOWN.)</p>				
INSULATION RESISTANCE	100 V DC.	100 MΩ MIN.	○	○
VOLTAGE PROOF	500 V AC FOR 1 min.	NO FLASHOVER OR BREAKDOWN.	○	○

MECHANICAL CHARACTERISTICS				
MECHANICAL OPERATION	200 TIMES INSERTIONS AND EXTRACTIONS.	① CONTACT RESISTANCE: 220 mΩ MAX. ② NO DAMAGE, CRACK AND LOOSENESS, OF PARTS.	○	-
VIBRATION	FREQUENCY 10 TO 55 Hz, SINGLE AMPLITUDE 0.75 mm, — m/s ² AT 2 h, FOR 3 DIRECTIONS.	① NO ELECTRICAL DISCONTINUITY OF 5 μs. ② CONTACT RESISTANCE: 220 mΩ MAX.	○	-
SHOCK	400 m/s ² DIRECTIONS OF PULSE 11 ms AT 3 TIME FOR 3 DIRECTION.	③ NO DAMAGE, CRACK AND LOOSENESS, OF PARTS.	○	-

ENVIRONMENTAL CHARACTERISTICS				
DAMP HEAT (STEADY STATE)	EXPOSED AT 40 °C, 90 TO 95 %, 500 h.	① CONTACT RESISTANCE: 220 mΩ MAX. ② INSULATION RESISTANCE: 1 MΩ MIN. (AT HIGH HUMIDITY) ③ INSULATION RESISTANCE: 10 MΩ MIN. (AT DRY) ④ NO DAMAGE, CRACK AND LOOSENESS, OF PARTS.	○	-
RAPID CHANGE OF TEMPERATURE	TEMPERATURE: -55 ± 3 → 5 TO 35 → 85 ± 2 → 5 TO 35 °C TIME: 30 → 5 MAX → 30 → 5 MAX min UNDER 5 CYCLES.	① CONTACT RESISTANCE: 220 mΩ MAX. ② INSULATION RESISTANCE: 100 MΩ MIN. ③ NO DAMAGE, CRACK AND LOOSENESS, OF PARTS.	○	-
CORROSION SALT MIST	EXPOSED IN 5 % SALT WATER SPRAY FOR 48 h.	① CONTACT RESISTANCE: 220 mΩ MAX. ② NO DAMAGE, CRACK AND LOOSENESS,	○	-
RESISTANCE TO SOLDERING HEAT	SOLDER TEMPERATURE, 280 ± 5°C FOR IMMERSION, DURATION, 5 ± 1 s. (WHEN USING FLOW SOLDER.)	NO DEFORMATION OF CASE AND EXCESSIVE LOOSENESS OF THE TERMINALS.	○	-
SOLDERABILITY	SOLDERED AT SOLDER TEMPERATURE, 235 ± 5 °C FOR IMMERSION, DURATION, 2 ± 0.5 s. (WHEN USING FLOW SOLDER)	NO DEFORMATION IN APPEARANCE OR SOLDERLESS ON CONTACT SURFACE ETC.	○	-

REMARKS	DRAWN	DESIGNED	CHECKED	APPROVED	RELEASED
	Y. KONDO	Y. KONDO	T. Watanabe	H. Minami	
Unless otherwise specified, refer to JIS C 5402.					

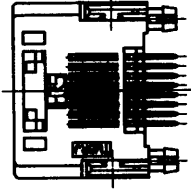
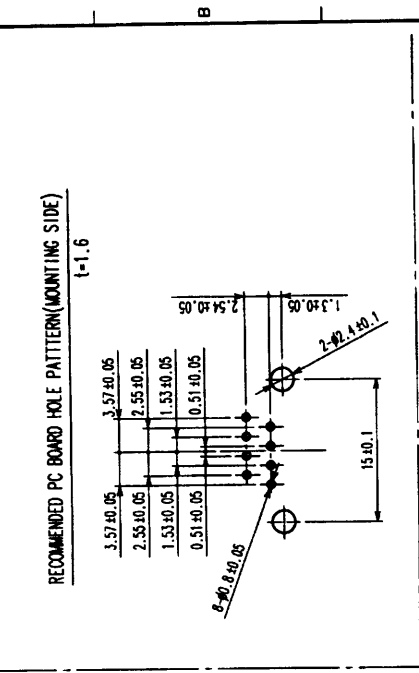
Note QT: Qualification Test AT: Assurance Test ○: Applicable Test					
HRS HIROSE ELECTRIC CO., LTD.		SPECIFICATION SHEET		PART NO. TM5RJ-88	
CODE NO. (OLD)	DRAWING NO.	CODE NO.			
CL	ELC4-023183-01	CL222-1093-0			1/1

FOR REFERENCE ONLY
Subject to change without notice

TO
R



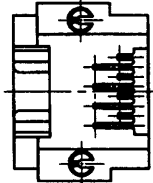
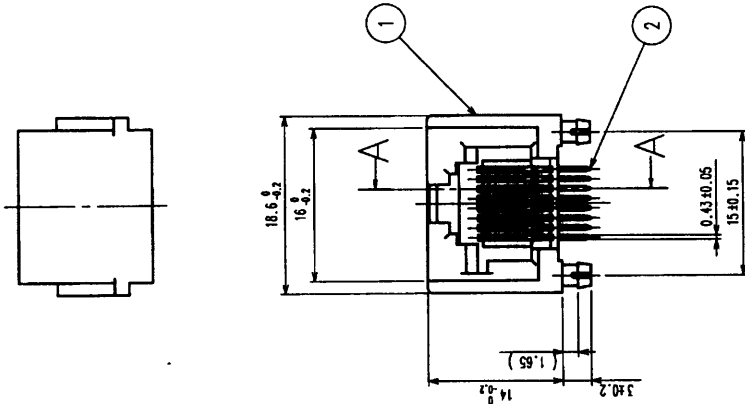
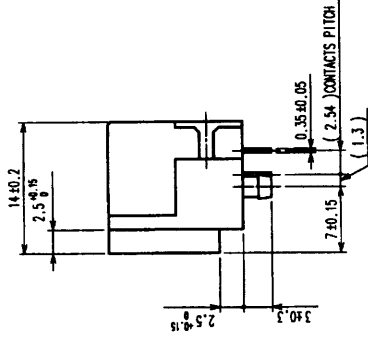
5	6	7	8
DESCRIPTION OF REVISIONS	BY	DATE	DATE
COUNT	DESCRIPTION OF REVISIONS	BY	DATE



NOTE. 1. THE DIMENSION IN PARENTHESIS IS FOR REFERENCE.

FOR REFERENCE ONLY
 Subject to change without notice

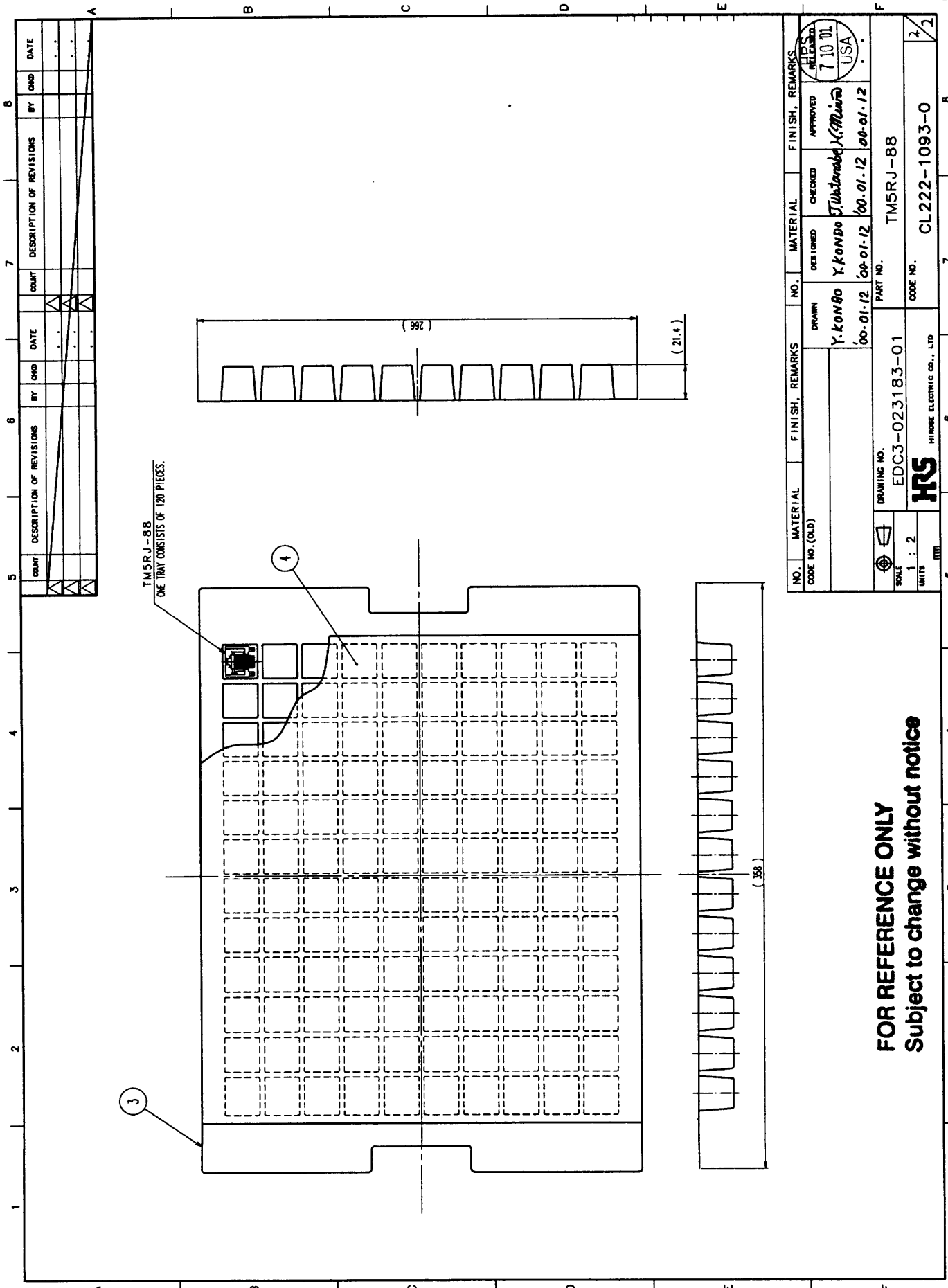
AA



2	PHOSPHOR BRONZE + TIN-LEAD PLATING	4	PVC (CLEAR)
1	PBT COLOR: GRAY (UL94V-0)	3	PVC (CLEAR)
NO.	MATERIAL FINISH, REMARKS	NO.	MATERIAL FINISH, REMARKS
CODE NO. (OLD)	DESIGNED	CHECKED	APPROVED
	Y. KONDO	Y. KONDO	(Signature)
	00.01.12	00.01.12	00.01.12
	DESIGNED	CHECKED	APPROVED
	Y. KONDO	Y. KONDO	(Signature)
	00.01.12	00.01.12	00.01.12
	DESIGNED	CHECKED	APPROVED
	Y. KONDO	Y. KONDO	(Signature)
	00.01.12	00.01.12	00.01.12
	DESIGNED	CHECKED	APPROVED
	Y. KONDO	Y. KONDO	(Signature)
	00.01.12	00.01.12	00.01.12

DRAWING NO.		PART NO.	
EDC3-023183-01		TM5RJ-88	
SCALE: 2 : 1		CODE NO.	
UNITS: mm		CL222-1093-0	
HRS HIROSE ELECTRIC CO., LTD.		1/2	

TO	Q2		
----	----	--	--




NO.	COURT	DESCRIPTION OF REVISIONS	BY	DATE	COURT	DESCRIPTION OF REVISIONS	BY	DATE
1								
2								
3								
4								
5								
6								
7								

NO.	MATERIAL	FINISH	REMARKS	NO.	MATERIAL	FINISH	REMARKS
1	Y. KONDO			1	Y. KONDO		
2	00-01-12			2	00-01-12		
3	00-01-12			3	00-01-12		
4	00-01-12			4	00-01-12		
5	00-01-12			5	00-01-12		
6	00-01-12			6	00-01-12		
7	00-01-12			7	00-01-12		
8	00-01-12			8	00-01-12		

NO.	MATERIAL	FINISH	REMARKS	NO.	MATERIAL	FINISH	REMARKS
1	Y. KONDO			1	Y. KONDO		
2	00-01-12			2	00-01-12		
3	00-01-12			3	00-01-12		
4	00-01-12			4	00-01-12		
5	00-01-12			5	00-01-12		
6	00-01-12			6	00-01-12		
7	00-01-12			7	00-01-12		
8	00-01-12			8	00-01-12		

FOR REFERENCE ONLY
Subject to change without notice

TO	02		
----	----	--	--



APPROVED
7 10 01
USA

Y. KONDO
00-01-12
00-01-12
00-01-12
00-01-12
00-01-12
00-01-12
00-01-12

EDC3-023183-01
HRS
HIDROELECTRIC CO., LTD

TMSRJ-88
CL222-1093-0

2/2