



Chipsmall Limited consists of a professional team with an average of over 10 year of expertise in the distribution of electronic components. Based in Hongkong, we have already established firm and mutual-benefit business relationships with customers from,Europe,America and south Asia,supplying obsolete and hard-to-find components to meet their specific needs.

With the principle of “Quality Parts,Customers Priority,Honest Operation,and Considerate Service”,our business mainly focus on the distribution of electronic components. Line cards we deal with include Microchip,ALPS,ROHM,Xilinx,Pulse,ON,Everlight and Freescale. Main products comprise IC,Modules,Potentiometer,IC Socket,Relay,Connector.Our parts cover such applications as commercial,industrial, and automotives areas.

We are looking forward to setting up business relationship with you and hope to provide you with the best service and solution. Let us make a better world for our industry!



Contact us

Tel: +86-755-8981 8866 Fax: +86-755-8427 6832


Email & Skype: info@chipsmall.com Web: www.chipsmall.com

Address: A1208, Overseas Decoration Building, #122 Zhenhua RD., Futian, Shenzhen, China



Features

- ◆ Highest power density open frame
100 W power supply in 2" x 3" package
- ◆ I/O reinforced isolation 3000 VDC
- ◆ Ready to meet ErP directive,
< 0.3 W no load power consumption
- ◆ Highest efficiency 91 to 92%
across 10% – 100% load range
- ◆ Active power factor correction (>95)
- ◆ Protection class II prepared
- ◆ Operating up to 5000 m altitude
- ◆ Adjustable output voltage
- ◆ 3-year product warranty



The TPI 100A Series of 100 Watt AC/DC power supplies features a 3000 VAC I/O reinforced isolation. Excellent efficiency of up to 92% allows a high power density for the standard 2.0" x 3.0" packaging format. The full load operating temperature range is -40°C to +50°C while it goes up to 80°C with load derating. The power supplies are designed to meet the ErP directive (< 0.3W no load power consumption).

They come with an active power factor correction and the EMC characteristic is dedicated for applications in industrial and domestic fields.

High reliability is provided by use of industrial quality grade components and an excellent thermal management. It makes the products an ideal solution for any demanding industrial devices and space critical applications.

Models

Order code	Output voltage (adjustment range)	Output current max.	Efficiency max.
TPI 100-112A-J	12 VDC (10.8 - 13.2)	8.34 A	91 %
TPI 100-115A-J	15 VDC (13.5 - 16.5)	6.67 A	92 %
TPI 100-124A-J	24 VDC (21.6 - 26.4)	4.17 A	92 %
TPI 100-128A-J	28 VDC (25.2 - 30.8)	3.58 A	92 %
TPI 100-136A-J	36 VDC (32.4 - 39.6)	2.78 A	91 %
TPI 100-148A-J	48 VDC (43.2 - 52.8)	2.09 A	91 %

Input Specifications

Input voltage range	– AC range (universal input) – DC range	85 – 264 VAC 120 – 370 VDC
Input frequency		47 – 63 Hz
Input current at full load	– at 115 VAC / 230 VAC	1.15 A max. / 0.55 A max.
Input protection		T3.15 A/250 VAC (internal fuse in both line & neutral)
Zero load power consumption		0.3 W (acc. ErP directive)
Harmonic limits	– Power factor	EN 61000-3-2, Class A & D 0.95
Inrush current at 230 Vac		100 A max.

Output Specifications

Voltage set accuracy		±1 %
Regulation	– Input variation – Load variation (0 - 100%)	0.2 % max. 0.5 % max.
Minimum load		not required
Temperature coefficient		0.02 %/K
Hold-up time	– Vin = 115 VAC / 230 VAC	22 ms min.
Start-up time		<1s
Rise time		20ms typ.
Output voltage adjustment		±10 %
Ripple and noise (20Mhz Bandwidth)	12 VDC model: 15 VDC model: 24 VDC model: 28 VDC model: 36 VDC model: 48 VDC model:	120 mVp-p typ. with cap. 10µF/25V 1206 X7R MLCC 150 mVp-p typ. with cap. 10µF/25V 1206 X7R MLCC 160 mVp-p typ. with cap. 1µF/50V 1206 X7R MLCC 180 mVp-p typ. with cap. 1µF/50V 1206 X7R MLCC 190 mVp-p typ. with cap. 1µF/50V 1206 X7R MLCC 340 mVp-p typ. with cap. 0.1µF/100V 1206 X7R MLCC
Overvoltage protection		115 – 135 % of nominal Vout
Overload protection by current limit (hiccup)		at 115 – 150 % Iout max.
Short circuit protection		continuous (automatic recovery)
Transient response (25% load step change)	– Peak deviation – Recovery time	3 % of Vout 500µs

General Specifications

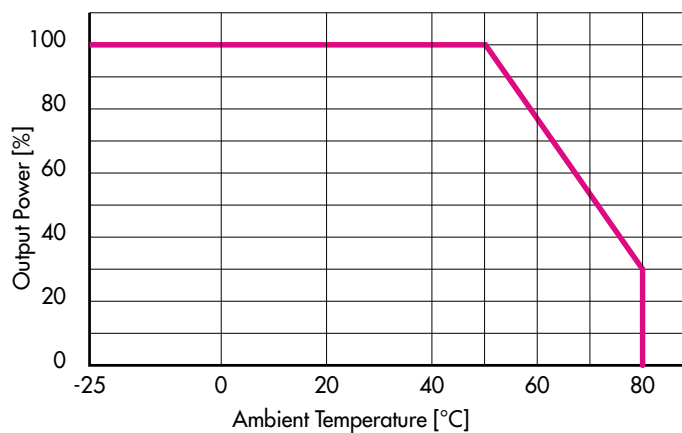
Operating temperature		–40 °C to +80 °C with derating, see below start up at -40°: 80% max. load at Vin > 100 VAC start up at -40°: 100% max. load at Vin > 200 VAC
Output power derating	– Temperature – Low input voltage	2.33 %/K above +50°C 1.33 %/V below 100 VAC
Storage temperature		–40 °C to +85 °C
Humidity (non condensing)		5 – 95 % rel. H max.
Altitude during operation		5000 m
Switching frequency		60 kHz typ. (pulse width modulation)
Isolation voltage 1min (reinforced insulation)	– Input / Output – Input / Case	3000 VAC 1500 VAC
Leakage current (at 264 VAC/60Hz)		300 µA max.
Isolation resistance (at 500 VDC)		100 Mohm min.
Reliability, calculated MTBF at +25°C acc. to IEC 61709		> 790'000 h

All specifications valid at nominal input voltage, full load and +25°C after warm-up time unless otherwise stated.

General Specifications

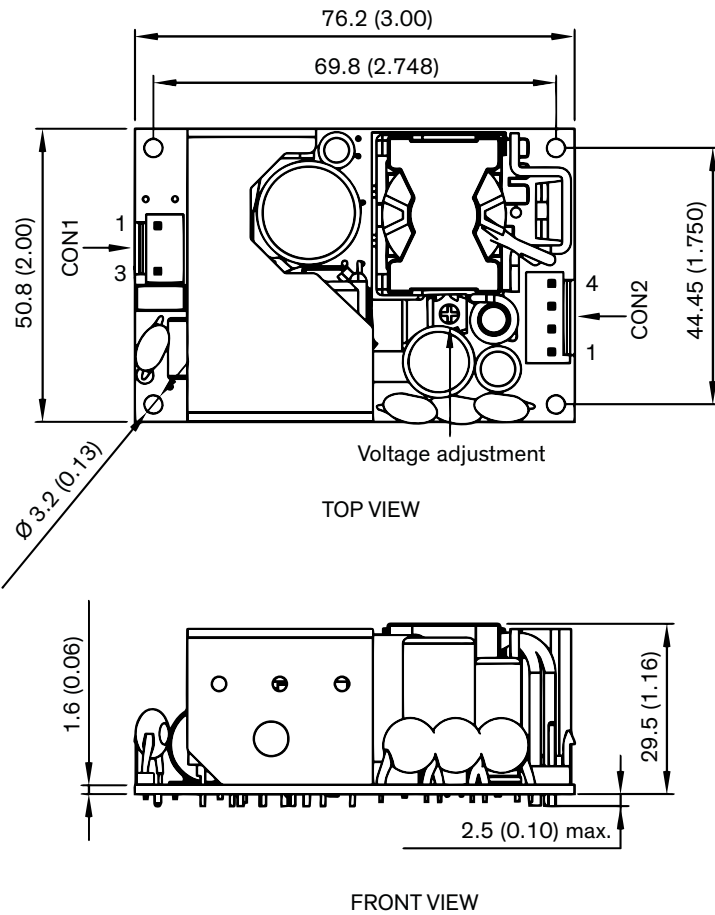
Protection class		class II prepared
Electromagnetic compatibility (EMC), emissions	<ul style="list-style-type: none"> - Conducted input RI suppression - Harmonic current emissions - Voltage flicker - Radiated input suppression 	EN 55022, class B IEC / EN 61000-3-2, class A & D IEC / EN 61000-3-3, (class tba.) EN 55011, class A
Electromagnets compatibility (EMC), immunity	<ul style="list-style-type: none"> - Electrostatic discharge ESD - RF field immunity - Electrical fast transients/burst immunity - Surge - Conducted RF - Magnetic field - Dip an interruptions 	IEC / EN 61000-4-2, 8kV/6kV perf. criteria A IEC / EN 61000-4-3, 20V/m perf. criteria A IEC / EN 61000-4-4, ± 2kV perf. criteria A IEC / EN 61000-4-5, ± 1kV/± 2kV perf. criteria A IEC / EN 61000-4-6, 20 Vr.m.s perf. criteria A IEC / EN 61000-4-8, 10A/m perf. criteria A IEC / EN 61000-4-11, (criteria tba.)
Safety standards	<ul style="list-style-type: none"> - Information technology equipment - Certification documents 	UL 60950-1, IEC/EN 60950-1 www.tracopower.com/overview/tpi100a
Environment	<ul style="list-style-type: none"> - Vibration acc. IEC 60068-2-6; - Shock acc. IEC 60068-2-27 	3 axis, sine sweep, 10-55Hz, 1g, 1oct/min 3 axis, 10g half sine, 11msShock 20 G (3 directions each 3 times)
Environmental compliance	<ul style="list-style-type: none"> - Reach - RoHS 	www.tracopower.com/info/reach-declaration.pdf RoHS directive 2011/65/EU
Connection		pin connector

Power derating depending on temperature (for horizontal mounting)



All specifications valid at nominal input voltage, full load and +25°C after warm-up time unless otherwise stated.

Dimensions



Weight: 156 g (5.50oz)

Pin Connector			
Input		Output	
Pin	CON 1	Pin*	CON 2
1	Line	1,2	- Vout
3	Neutral	3,4	+ Vout

*Connectors rated for 10 A max.
(at higher current connection has to be splitted)

J1: JST series
mates with JST crimp terminal: BVH-21T-P1.1
and terminal housing: VHR-3N

J2: JST series
mates with JST crimp terminal: BVH-21T-P1.1
and terminal housing: VHR-4N

Dimensions in mm (inch)
Tolerances: x.x ± 0.5 (x.xx ± 0.02) x.xx ± 0.25 (x.xxx ± 0.01)
Wire dimensions range 26 - 16 AWG

Customized versions on request (e.g. encased, screw terminal, DIN-Rail clip)