



Chipsmall Limited consists of a professional team with an average of over 10 year of expertise in the distribution of electronic components. Based in Hongkong, we have already established firm and mutual-benefit business relationships with customers from,Europe,America and south Asia,supplying obsolete and hard-to-find components to meet their specific needs.

With the principle of “Quality Parts,Customers Priority,Honest Operation,and Considerate Service”,our business mainly focus on the distribution of electronic components. Line cards we deal with include Microchip,ALPS,ROHM,Xilinx,Pulse,ON,Everlight and Freescale. Main products comprise IC,Modules,Potentiometer,IC Socket,Relay,Connector.Our parts cover such applications as commercial,industrial, and automotives areas.

We are looking forward to setting up business relationship with you and hope to provide you with the best service and solution. Let us make a better world for our industry!



Contact us

Tel: +86-755-8981 8866 Fax: +86-755-8427 6832

Email & Skype: info@chipsmall.com Web: www.chipsmall.com

Address: A1208, Overseas Decoration Building, #122 Zhenhua RD., Futian, Shenzhen, China




Brick™ Fuses

1025FA Series, Fast-Acting

Description

- Fast-acting surface-mount fuse
- Satisfies the EIA/IS-722 Standard
- Solder immersion compatible



| Electrical Characteristics | |
|----------------------------|--------------------|
| % of Amp Rating | Opening Time |
| 100% | 4 Hours Minimum |
| 200% (250mA-5A) | 5 Seconds Maximum |
| 250% (250mA-5A fuse) | 1 Second Maximum |
| 200% (7-15A fuse) | 20 Seconds Maximum |
| 250% (7-15A fuse) | 4 Seconds Maximum |

Note: 30vdc constant current source required for 200% overload tests on 250mA-1A.

Agency Information

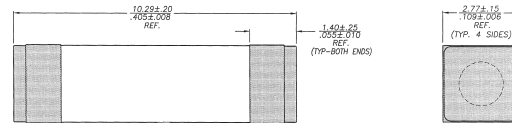
- UL Recognition Guide & File numbers: JDYX2 & E19180 (250mA - 15A)
- CSA Component Acceptance: File # 053787 C000, Class # 1422 30

Environmental Data

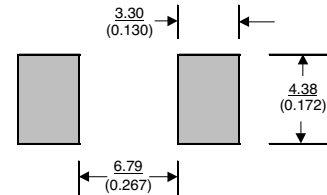
- Life test: MIL-STD-202, Method 108A, Test Condition D
- Load humidity: MIL-STD-202, Method 103B
- Moisture resistance: MIL-STD-202, Method 106E
- Terminal strength: MIL-STD-202, Method 211A
- Thermal shock: MIL-STD-202, Method 107D, air-to-air
- Case resistance: EIA/IS-722
- Resistance to dissolution of metallization: ANSI J-STD-002, Test D
- Mechanical shock: MIL-STD-202, Method 213B with exceptions per EIA/IS-722 Standard
- High frequency vibration: MIL-STD-202, Method 204D, Test Condition D
- Resistance to solvents: MIL-STD-202, Method 215A

Dimensions – mm/in

Drawing Not to Scale



Recommended Pad Layout – mm (in)



Ordering

- Specify packaging and product code (i.e., TR2/1025FA250-R)

Soldering Method

- Wave solder: 260°C, 10 Sec max.
- Infrared reflow: 260°C, 30 Sec max.

Specifications

| Product Code | Current Rating (amps) | Voltage Rating | | Interrupting Rating (amps)* | | | DC Cold Resistance** (Ω) Typical | Typical Melting I ² t† | Typical Voltage Drop‡ |
|--------------|-----------------------|----------------|------|-----------------------------|--------|-------|----------------------------------|-----------------------------------|-----------------------|
| | | AC | DC | 250Vac | 125Vdc | 60Vdc | | | |
| 1025FA250-R | 250mA | 250V | 125V | 50 | 50 | - | 4.7500 | 0.1212 | 2019mV |
| 1025FA500-R | 500mA | 250V | 125V | 50 | 50 | - | 1.1500 | 0.0415 | 1500mV |
| 1025FA750-R | 750mA | 250V | 125V | 50 | 50 | - | 0.5550 | 0.143 | 880mV |
| 1025FA1-R | 1 | 250V | 125V | 50 | 50 | - | 0.2800 | 1.750 | 560mV |
| 1025FA1.5-R | 1.5 | 250V | 125V | 50 | 50 | - | 0.1140 | 1.460 | 260mV |
| 1025FA2-R | 2 | 250V | 125V | 50 | 50 | - | 0.0750 | 6.086 | 258mV |
| 1025FA2.5-R | 2.5 | 250V | 125V | 50 | 50 | - | 0.0510 | 8.48 | 232mV |
| 1025FA3-R | 3 | 250V | 125V | 50 | 50 | - | 0.0384 | 18.15 | 205mV |
| 1025FA3.5-R | 3.5 | 250V | 125V | 50 | 50 | - | 0.0305 | 17.83 | 185mV |
| 1025FA4-R | 4 | 250V | 125V | 50 | 50 | - | 0.0275 | 23.32 | 190mV |
| 1025FA5-R | 5 | 250V | 125V | 50 | 50 | - | 0.0195 | 38.74 | 180mV |
| 1025FA7-R | 7 | 250V | 60V | 50 | - | 50 | 0.0116 | 138 | 150mV |
| 1025FA10-R | 10 | 250V | 60V | 50 | - | 50 | 0.0072 | 457 | 146mV |
| 1025FA12-R | 12 | 250V | 60V | 50 | - | 50 | 0.0056 | 498 | 120mV |
| 1025FA15-R | 15 | 250V | 60V | 50 | - | 50 | 0.0039 | 1451 | 110mV |

* AC interrupting rating (measured at designated voltage, 100% power factor random closing); DC interrupting rating (measured at designated voltage, time constant of less than 50 microseconds, battery source)

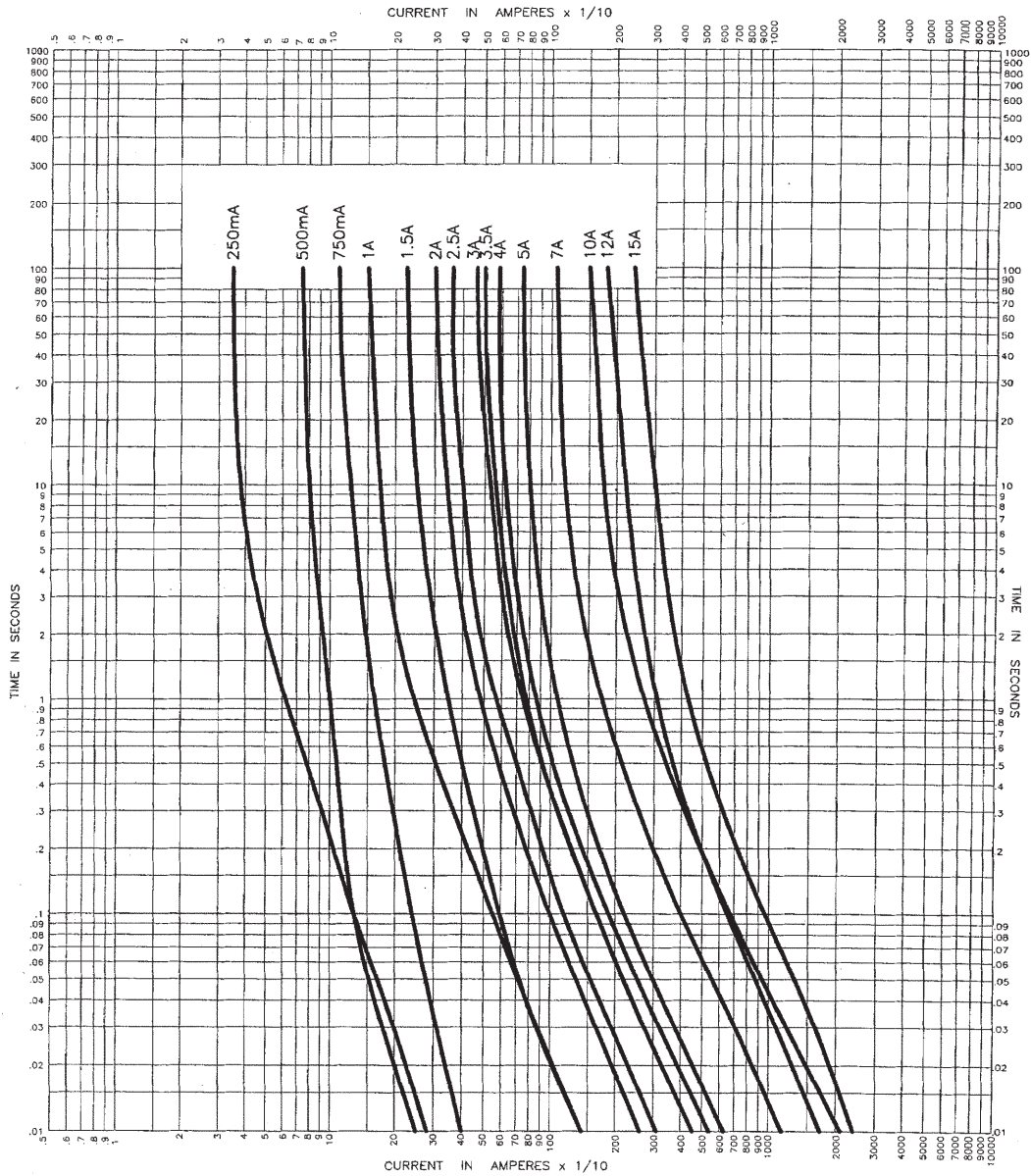
** DC cold resistance (measured at ≤10% of rated current)

† Typical Melting I²t (measured with a battery bank at rated DC voltage, 10x-rated current, but not exceeding the interrupting rating. Time constant of calibrated circuit less than 50 microseconds). Test current not to exceed interrupting rating of 50A.

‡ Typical voltage drop (measured at rated current after temperature stabilizes)

• Device designed to carry rated current for four hours minimum. An operating current of 80% or less of rated current is recommended, with further derating required at elevated ambient temperatures.

Time Current Curve



| Packaging Code | |
|-----------------------|--|
| Packaging Code Prefix | Description |
| TR2 | 2,500 fuses on 24mm tape-and-reel on 13 inch (330mm) reel per EIA Standard 481 |

North America

Cooper Electronic Technologies
 1225 Broken Sound Parkway NW
 Suite F
 Boca Raton, FL 33487-3533
 Tel: 1-561-998-4100
 Fax: 1-561-241-6640
 Toll Free: 1-888-414-2645

Cooper Bussmann
 P.O. Box 14460
 St. Louis, MO 63178-4460
 Tel: 1-636-394-2877
 Fax: 1-636-527-1607

Europe

Cooper Electronic Technologies
 Cooper (UK) Limited
 Burton-on-the-Wolds
 Leicestershire • LE12 5TH UK
 Tel: +44 (0) 1509 882 737
 Fax: +44 (0) 1509 882 786

Cooper Electronic Technologies
 Avda. Santa Eulalia, 290
 08223
 Terrassa, (Barcelona), Spain
 Tel: +34 937 362 812
 +34 937 362 813
 Fax: +34 937 362 719

Asia Pacific

Cooper Electronic Technologies
 1 Jalan Kilang Timor
 #06-01 Pacific Tech Centre
 Singapore 159303
 Tel: +65 278 6151
 Fax: +65 270 4160

The only controlled copy of this Data Sheet is the electronic read-only version located on the Cooper Bussmann Network Drive. All other copies of this document are by definition uncontrolled. This bulletin is intended to clearly present comprehensive product data and provide technical information that will help the end user with design applications. Cooper Bussmann reserves the right, without notice, to change design or construction of any products and to discontinue or limit distribution of any products. Cooper Bussmann also reserves the right to change or update, without notice, any technical information contained in this bulletin. Once a product has been selected, it should be tested by the user in all possible applications.

Life Support Policy: Cooper Bussmann does not authorize the use of any of its products for use in life support devices or systems without the express written approval of an officer of the Company. Life support systems are devices which support or sustain life, and whose failure to perform, when properly used in accordance with instructions for use provided in the labeling, can be reasonably expected to result in significant injury to the user.

© 2008 Cooper Bussmann
 St. Louis, MO 63178
 www.cooperbussmann.com

