



Chipsmall Limited consists of a professional team with an average of over 10 year of expertise in the distribution of electronic components. Based in Hongkong, we have already established firm and mutual-benefit business relationships with customers from,Europe,America and south Asia,supplying obsolete and hard-to-find components to meet their specific needs.

With the principle of “Quality Parts,Customers Priority,Honest Operation,and Considerate Service”,our business mainly focus on the distribution of electronic components. Line cards we deal with include Microchip,ALPS,ROHM,Xilinx,Pulse,ON,Everlight and Freescale. Main products comprise IC,Modules,Potentiometer,IC Socket,Relay,Connector.Our parts cover such applications as commercial,industrial, and automotives areas.

We are looking forward to setting up business relationship with you and hope to provide you with the best service and solution. Let us make a better world for our industry!



Contact us

Tel: +86-755-8981 8866 Fax: +86-755-8427 6832

Email & Skype: info@chipsmall.com Web: www.chipsmall.com

Address: A1208, Overseas Decoration Building, #122 Zhenhua RD., Futian, Shenzhen, China



Overview

The TRS™ Series Thermal Reed Switch is a highly reliable, precise temperature-sensitive switch ideal for energy conservation. The TRS Series is composed of a magnet and a temperature-sensing soft ferromagnetic substance called Thermorite®. The material's magnetic flux density decreases as the temperature increases, turning it into a paramagnetic substance at its Curie temperature. The TRS Series has also been attested by the International Relay Association.

Applications

Typical applications include temperature detection and overheat monitoring of electric appliances, heat-retention heater control for rice cookers, defrost for air conditioners and vending machines, roll heater temperature control for copying machines, radiator water temperature detection for automotive electric fan control.

Benefits

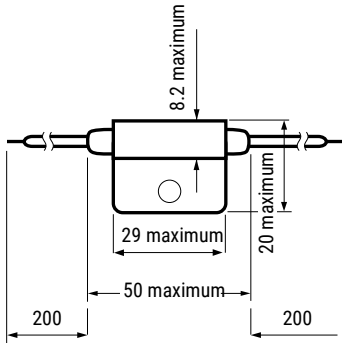
- High reliability
- Long operational life
- Excellent temperature accuracy of $\pm 2.5^{\circ}\text{C}$
- Wide range of operating temperatures available from $+50^{\circ}\text{C}$ to $+130^{\circ}\text{C}$
- Excellent environmental durability



Ordering Information

TRS	5-	50	B	LR	V	U
Series	Reed Switch Type	Operating Temperature ($^{\circ}\text{C}$)	Contact Type	Shape Classification	Rated Voltage (VDC)	Approvals
TRS	5	50 60 70 80 90 100 110 120 130	B = Break	LR = L type with Tin	Blank = 100 V = 200	U = UL and CSA approved

Dimensions in mm



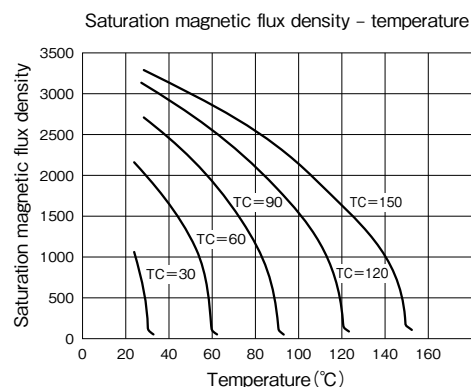
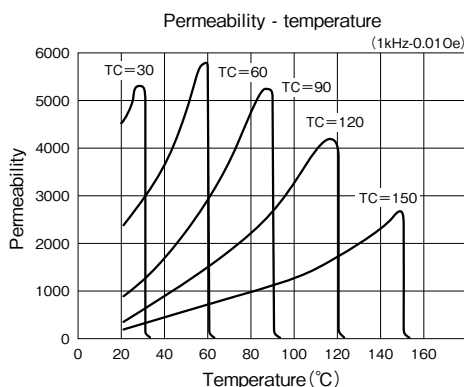
Structures and Principles of Operation

Thermal Reed Switches (TRS) are temperature-sensing switches composed of a magnet and a temperature-sensing soft ferromagnetic substance called Thermorite. This material's saturation magnetic flux density decreases as the temperature increases, and it turns into a paramagnetic substance at its Curie temperature.

Thermorite Properties

- Thermorite changes its magnetic property rapidly at its Curie temperature, providing quick response times.
- The Curie temperature of Thermorite does not vary with time, as it is based on a compounding ratio.
- Thermorite is stable against moisture and hazardous gas.

Thermal property of Thermorite

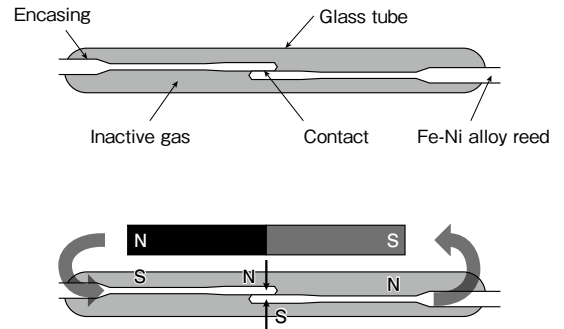


TC=Curie temperature

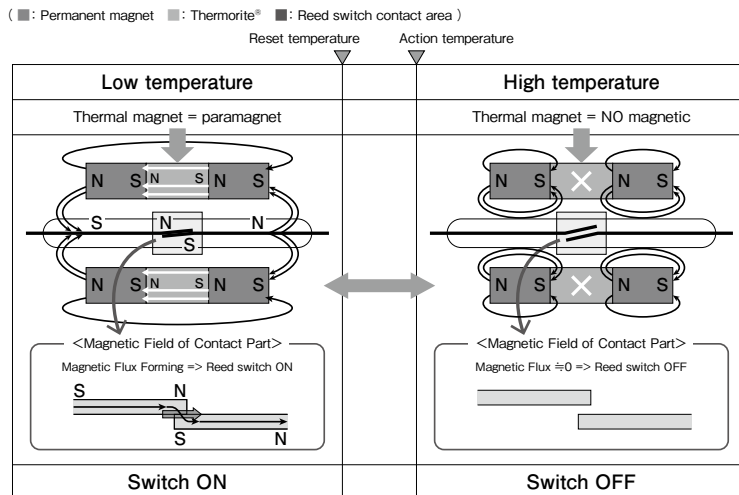
Structures and Principles of Operation cont'd

Reed Switch Structure

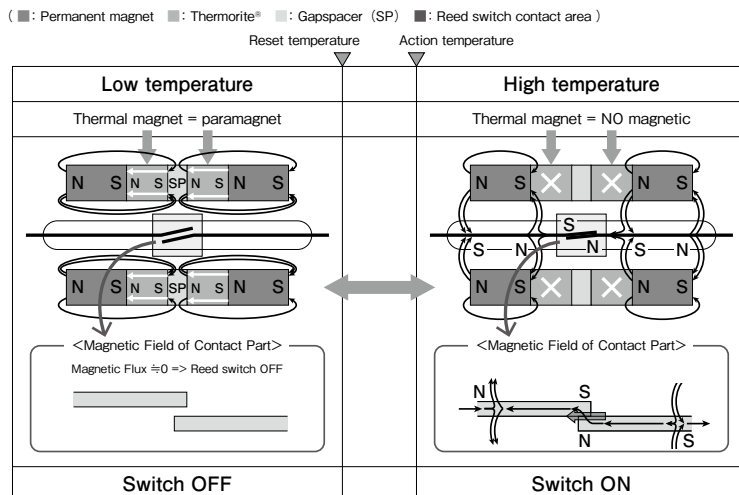
- The reed switch is a contact switch comprised of a pair of Fe-Ni alloy reeds encased in a glass tube with inactive gas. The reeds are switched on or off by the magnetic field of a permanent magnet or magnet coil.
- The reeds in the glass tube become magnetized from the magnetic field, allowing the two reeds to make contact and connect (switch on). When the magnetic field disappears, the reeds separate and disconnect (switch off).
- The glass encasement of the reeds ensures high environmental resistance and a long operational life.



TRS principle: Break (B) type

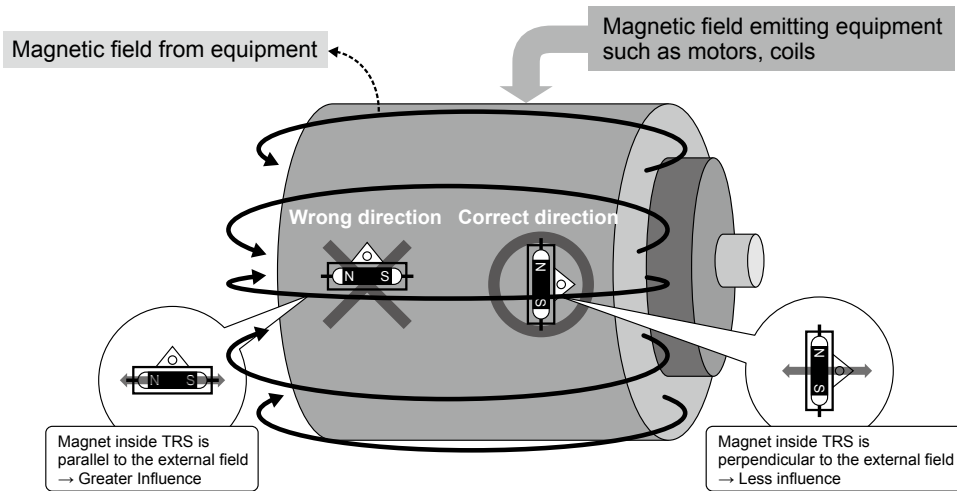


TRS principle: Make (M) type

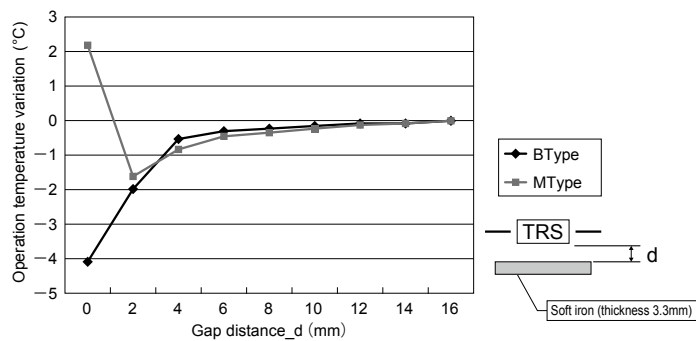


External Magnetic Field

TRS installation in external magnetic field



Ferromagnetic material influence



Environmental Compliance

All TRS sensors are RoHS compliant.



RoHS Compliant

Temperature Characteristics

Operating Temperature Range (°C)	Operating Temperature Precision (°C) ¹	Differential Temperature (°C) ²
50 – 130	+/-2.5	10 maximum

¹ Operating temperature precision does not include measurement error.

² The differential temperature is also referred to as the hysteresis temperature on thermal sensors.

Table 1 – Ratings & Part Number Reference

Part Number	Operating Temp. (°C)	Voltage (VDC)	Maximum Opening/Closing Voltage (V)	Maximum Opening/Closing Current (A)	Maximum Opening/Closing Power (W)	Maximum Make/Break Current (A)	Maximum Make/Break Voltage (VAC)	Maximum Make/Break Power (W)
TRS5-50BLR U	50	100	140 AC/200 DC	0.55 AC/DC	60.5 AC/10 DC	0.5	140	50 AC
TRS5-60BLR U	60	100	140 AC/200 DC	0.55 AC/DC	60.5 AC/10 DC	0.5	140	50 AC
TRS5-70BLR U	70	100	140 AC/200 DC	0.55 AC/DC	60.5 AC/10 DC	0.5	140	50 AC
TRS5-80BLR U	80	100	140 AC/200 DC	0.55 AC/DC	60.5 AC/10 DC	0.5	140	50 AC
TRS5-90BLR U	90	100	140 AC/200 DC	0.55 AC/DC	60.5 AC/10 DC	0.5	140	50 AC
TRS5-100BLR U	100	100	140 AC/200 DC	0.55 AC/DC	60.5 AC/10 DC	0.5	140	50 AC
TRS5-110BLR U	110	100	140 AC/200 DC	0.55 AC/DC	60.5 AC/10 DC	0.5	140	50 AC
TRS5-120BLR U	120	100	140 AC/200 DC	0.55 AC/DC	60.5 AC/10 DC	0.5	140	50 AC
TRS5-130BLR U	130	100	140 AC/200 DC	0.55 AC/DC	60.5 AC/10 DC	0.5	140	50 AC
TRS5-50BLR VU	50	200	264 AC	0.275 AC	60.5 AC	0.275	264	60.5 AC
TRS5-60BLR VU	60	200	264 AC	0.275 AC	60.5 AC	0.275	264	60.5 AC
TRS5-70BLR VU	70	200	264 AC	0.275 AC	60.5 AC	0.275	264	60.5 AC
TRS5-80BLR VU	80	200	264 AC	0.275 AC	60.5 AC	0.275	264	60.5 AC
TRS5-90BLR VU	90	200	264 AC	0.275 AC	60.5 AC	0.275	264	60.5 AC
TRS5-100BLR VU	100	200	264 AC	0.275 AC	60.5 AC	0.275	264	60.5 AC
TRS5-110BLR VU	110	200	264 AC	0.275 AC	60.5 AC	0.275	264	60.5 AC
TRS5-120BLR VU	120	200	264 AC	0.275 AC	60.5 AC	0.275	264	60.5 AC
TRS5-130BLR VU	130	200	264 AC	0.275 AC	60.5 AC	0.275	264	60.5 AC

Precautions

Before Using Thermal Reed Switch

- Please read specifications and check the content thoroughly before the actual use.
- Contact KEMET before deciding your specs.
- Do NOT use in close proximity to strong magnetic parts.
- Do NOT use if dropped or severely shocked.
- Do NOT use with a greater load than specified.
- Avoid stress (especially torsion) in case of additional processing.
- Thermal Reed Switches have a specific resonance frequency. Please contact a KEMET representative if an oscillation is added.

KEMET Electronic Corporation Sales Offices

For a complete list of our global sales offices, please visit www.kemet.com/sales.

Disclaimer

All product specifications, statements, information and data (collectively, the "Information") in this datasheet are subject to change. The customer is responsible for checking and verifying the extent to which the Information contained in this publication is applicable to an order at the time the order is placed.

All Information given herein is believed to be accurate and reliable, but it is presented without guarantee, warranty, or responsibility of any kind, expressed or implied.

Statements of suitability for certain applications are based on KEMET Electronics Corporation's ("KEMET") knowledge of typical operating conditions for such applications, but are not intended to constitute – and KEMET specifically disclaims – any warranty concerning suitability for a specific customer application or use. The Information is intended for use only by customers who have the requisite experience and capability to determine the correct products for their application. Any technical advice inferred from this Information or otherwise provided by KEMET with reference to the use of KEMET's products is given gratis, and KEMET assumes no obligation or liability for the advice given or results obtained.

Although KEMET designs and manufactures its products to the most stringent quality and safety standards, given the current state of the art, isolated component failures may still occur. Accordingly, customer applications which require a high degree of reliability or safety should employ suitable designs or other safeguards (such as installation of protective circuitry or redundancies) in order to ensure that the failure of an electrical component does not result in a risk of personal injury or property damage.

Although all product-related warnings, cautions and notes must be observed, the customer should not assume that all safety measures are indicated or that other measures may not be required.

KEMET is a registered trademark of KEMET Electronics Corporation.