



Chipsmall Limited consists of a professional team with an average of over 10 year of expertise in the distribution of electronic components. Based in Hongkong, we have already established firm and mutual-benefit business relationships with customers from,Europe,America and south Asia,supplying obsolete and hard-to-find components to meet their specific needs.

With the principle of “Quality Parts,Customers Priority,Honest Operation,and Considerate Service”,our business mainly focus on the distribution of electronic components. Line cards we deal with include Microchip,ALPS,ROHM,Xilinx,Pulse,ON,Everlight and Freescale. Main products comprise IC,Modules,Potentiometer,IC Socket,Relay,Connector.Our parts cover such applications as commercial,industrial, and automotives areas.

We are looking forward to setting up business relationship with you and hope to provide you with the best service and solution. Let us make a better world for our industry!



Contact us

Tel: +86-755-8981 8866 Fax: +86-755-8427 6832

Email & Skype: info@chipsmall.com Web: www.chipsmall.com

Address: A1208, Overseas Decoration Building, #122 Zhenhua RD., Futian, Shenzhen, China





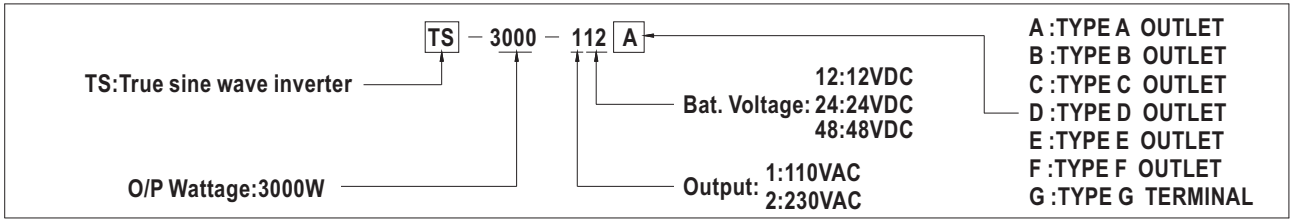
■ Features :

- True sine wave output (THD<3%)
- High surge power up to 6000W
- High efficiency up to 92%
- Power ON-OFF switch
- Standby saving mode can be selectable
- Front panel indicator for operation status
- Thermostatically controlled cooling fan
- Protections: Bat. low alarm / Bat. low shutdown / Over voltage / Over temp. / Output short / Input polarity reverse / Overload / AC circuit breaker
- Application : Home appliance, power tools, office and portable equipment, vehicle and yacht ...etc.
- Optional monitoring software and connection cable (MW order No.: DS-TN-1500)
- 3 years warranty



SPECIFICATION

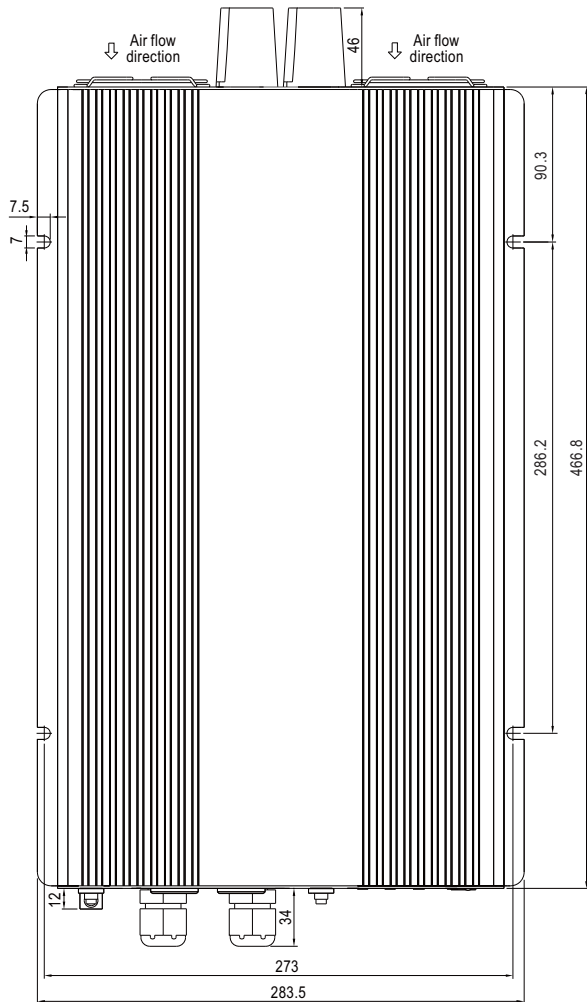
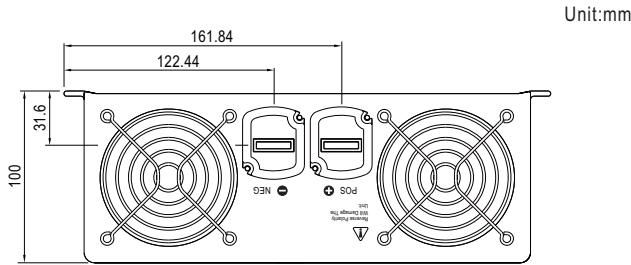
MODEL	TS-3000-112□	TS-3000-124□	TS-3000-148□	TS-3000-212□	TS-3000-224□	TS-3000-248□						
OUTPUT	RATED POWER (Typ.) 3000W											
	MAXIMUM OUTPUT POWER (Typ.) 3450W for 180 sec. / 4500W for 10 sec. / surge power 6000W for 30 cycles											
	AC VOLTAGE			Factory setting set at 110VAC			Factory setting set at 230VAC					
				100 / 110 / 115 / 120VAC selectable by setting button S.W			200 / 220 / 230 / 240VAC selectable by setting button S.W					
	FREQUENCY 60±0.1Hz 50/60Hz selectable by setting button S.W						50±0.1Hz 50/60Hz selectable by setting button S.W					
	WAVEFORM Note.7 True sine wave (THD<3%)											
	AC REGULATION (Typ.) ±3%											
SAVING MODE (Typ.) Default disabled. Load ≤5W will be changed to standby mode												
FRONT PANEL INDICATOR Battery voltage level, output load level, saving mode, fault and operation status												
INPUT	BAT. VOLTAGE	12V	24V	48V	12V	24V	48V					
	VOLTAGE RANGE (Typ.) Note.3,6	10.5 ~ 15VDC	21 ~ 30VDC	42 ~ 60VDC	10.5 ~ 15VDC	21 ~ 30VDC	42 ~ 60VDC					
	DC CURRENT (Typ.) Note.4	300A	150A	75A	300A	150A	75A					
	NO LOAD DISSIPATION (Typ.) ≤10W @ standby saving mode											
	OFF MODE CURRENT DRAW (Typ.) ≤1mA											
	EFFICIENCY (Typ.) Note.1	88%	90%	91%	89%	91%	92%					
BATTERY TYPES Open & sealed lead acid battery												
BATTERY INPUT PROTECTION	FUSE	40A*12	40A*6	20A*6	40A*12	40A*6	20A*6					
	BAT. LOW ALARM Note.6	11.3V	22.5V	45V	11.3V	22.5V	45V					
	BAT. LOW SHUTDOWN Note.6	10.5V	21V	42V	10.5V	21V	42V					
	REVERSE POLARITY By internal fuse open											
OUTPUT PROTECTION	OVER TEMPERATURE	90°C ± 5°C	85°C ± 5°C	85°C ± 5°C	80°C ± 5°C	75°C ± 5°C	75°C ± 5°C					
	Protection type : Shut down o/p voltage, re-power on to recover											
	OUTPUT SHORT	Protection type : Shut down o/p voltage, re-power on to recover										
	OVER LOAD (Typ.)	105 ~ 115% load for 180 sec., 115% ~ 150% load for 10 sec.										
	Protection type : Shut down o/p voltage, re-power on to recover											
CIRCUIT BREAKER AC output receptacle:15A												
GFCI PROTECTION Optional (Only type F) None												
ENVIRONMENT	WORKING TEMP. Note.2	0 ~ +40°C @ 100% load ; 60°C @ 50% load										
	WORKING HUMIDITY 20% ~ 90% RH non-condensing											
	STORAGE TEMP., HUMIDITY -30 ~ +70°C / -22 ~ +158°F, 10 ~ 95% RH non-condensing											
	VIBRATION 10 ~ 500Hz, 3G 10min./1 cycle, 60min. each along X, Y, Z axes											
SAFETY & EMC	SAFETY STANDARDS			UL458 (only for Type G), EAC TP TC 004			EAC TP TC 004					
	LVD			None			EN60950-1					
	WITHSTAND VOLTAGE Bat I/P - AC O/P:3.0KVAC AC O/P - FG:1.5KVAC											
	ISOLATION RESISTANCE Bat I/P - AC O/P, Bat I/P - FG, AC O/P - FG: 100M ohms / 500VDC / 25°C / 70% RH											
	EMC EMISSION			Compliance to FCC class A, EAC TP TC 020			Compliance to EN55032 class A, 72/ 245/ CEE, 95/ 54/ CE, E-Mark, EAC TP TC 020					
	EMC IMMUNITY			Compliance to EAC TP TC 020			Compliance to EN61000-4-2,3,4,5,6,8,11, EAC TP TC 020					
OTHERS	CONTROL WIRING RJ11-RS232 (Option)											
	DIMENSION 466.8*283.5*100mm (L*W*H)											
	PACKING 12.9Kg; 1pcs/14Kg/1.49CUFT											
NOTE	<p>1.Efficiency is tested by 2100W, linear load at 13V, 26V, 52V input voltage.</p> <p>2.Output derating capacity referenced by curve 1.</p> <p>3.Input derating capacity referenced by curve 2.</p> <p>4.DC current is tested by 3000W, linear load at 12V, 24V, 48V input voltage.</p> <p>5.All parameters not specified above are measured at rated load, 25°C of ambient temperature and set to factory setting.</p> <p>6.The tolerance of each voltage value by models is:112/212→±0.5V;124/224→±1V;148/248→±2V.</p> <p>7.THd is tested by 3000W, linear load at 13,26,52V input voltage.</p> <p>8.Please do not turn on the inverter before start the engine if inverter connect to vehicle's battery directly.</p> <p>9.The ambient temperature derating of 3.5°C/1000m with fanless models and of 5°C/1000m with fan models for operating altitude higher than 2000m(6500ft).</p>											



AC Output Receptacle (optional)

Receptacle type							
	TYPE-A	TYPE-B	TYPE-C	TYPE-D	TYPE-E	TYPE-F	(Terminal only)
Country	USA	EUROPE	AUSTRALIA	U.K	JAPAN	GFCI	-----
Certificate							

Mechanical Specification



Derating Curve

