



Chipsmall Limited consists of a professional team with an average of over 10 year of expertise in the distribution of electronic components. Based in Hongkong, we have already established firm and mutual-benefit business relationships with customers from,Europe,America and south Asia,supplying obsolete and hard-to-find components to meet their specific needs.

With the principle of “Quality Parts,Customers Priority,Honest Operation,and Considerate Service”,our business mainly focus on the distribution of electronic components. Line cards we deal with include Microchip,ALPS,ROHM,Xilinx,Pulse,ON,Everlight and Freescale. Main products comprise IC,Modules,Potentiometer,IC Socket,Relay,Connector.Our parts cover such applications as commercial,industrial, and automotives areas.

We are looking forward to setting up business relationship with you and hope to provide you with the best service and solution. Let us make a better world for our industry!



Contact us

Tel: +86-755-8981 8866 Fax: +86-755-8427 6832

Email & Skype: info@chipsmall.com Web: www.chipsmall.com

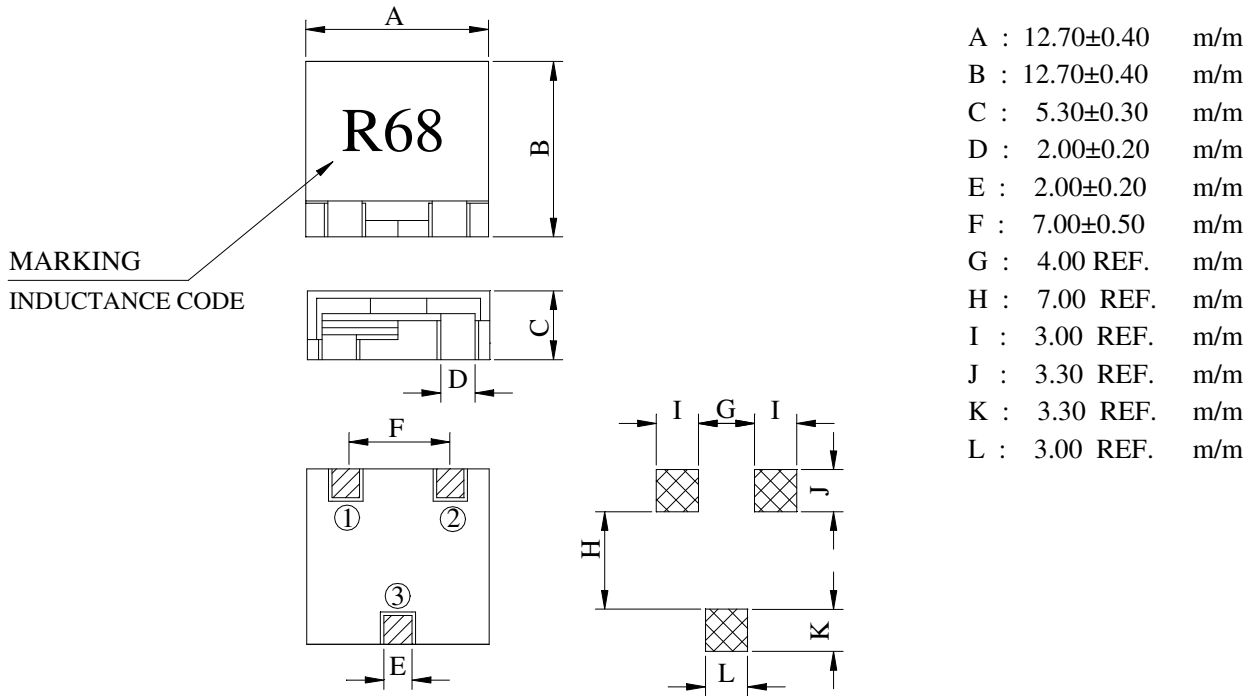
Address: A1208, Overseas Decoration Building, #122 Zhenhua RD., Futian, Shenzhen, China



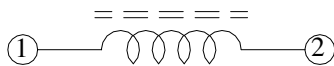
PRODUCT SPECIFICATION

Product Name	1205 SMD POWER INDUCTORS - SHIELDED TYPE	Page	1
TAMURA Part No.	TS1205-XXX	Rev. No.	0

1. MECHANICAL DIMENSIONS :



2. SCHEMATIC DIAGRAM :



3. GENERAL SPECIFICATION :

- a. Irms : TEMP. RISE 45°C MAX.
- b. Isat1 : $\Delta L / LOA=10\%$ TYP. , Isat2 : $\Delta L / LOA=20\%$ TYP.
- c. STORAGE TEMP. : -40°C ~ +125°C
- d. OPERATING TEMP. : -25°C ~ +105°C
- e. RESISTANCE TO SOLDER HEAT : 260°C. 10 SECS.

PRODUCT SPECIFICATION

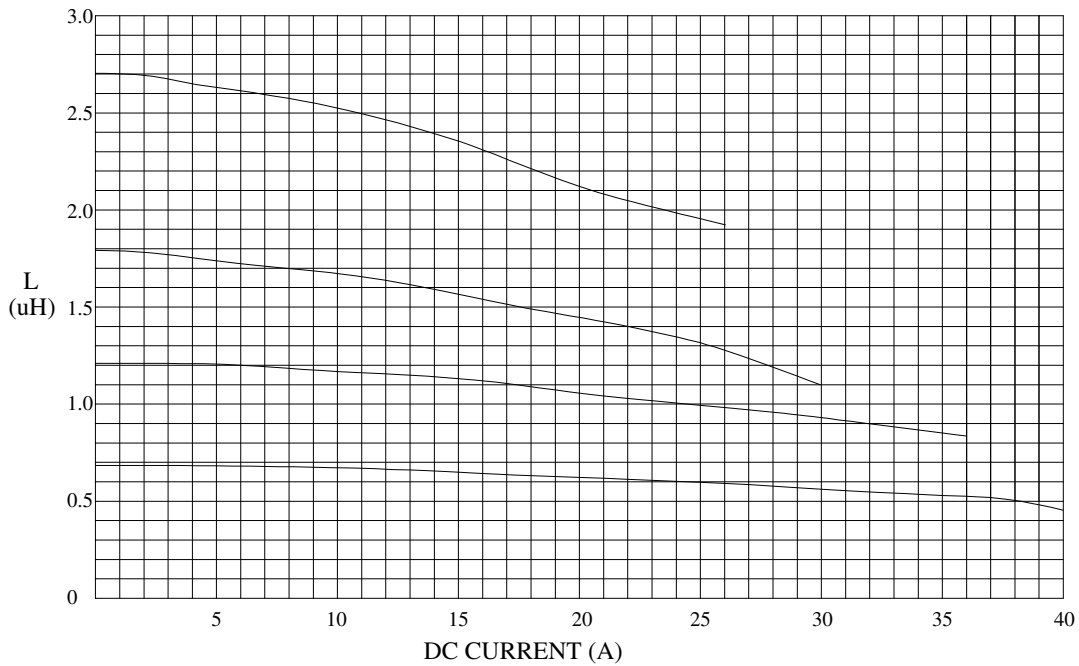
Product Name	1205 SMD POWER INDUCTORS - SHIELDED TYPE	Page	2
TAMURA Part No.	TS1205-XXX	Rev. No.	0

4. ELECTRICAL CHARACTERISTICS :

TAMURA Part No.	INDUCTANCE L (uH)	TEST FREQ. (HZ)	DC RESISTANCE (mOhm) MAX.	I _{rms} (A) MAX.	I _{sat1} (A) TYP.	I _{sat2} (A) TYP.
TS1205-R68M	0.68±20%	0.1V / 100K	1.80	26.0	22.0	38.0
TS1205-1R2M	1.20±20%	0.1V / 100K	2.80	20.0	16.0	30.0
TS1205-1R8M	1.80±20%	0.1V / 100K	3.90	16.0	12.0	22.0
TS1205-2R7M	2.70±20%	0.1V / 100K	4.80	14.0	10.0	18.0

@. R68M : L=0.56 uH MIN. AT 26 A

@ INDUCTANCE VS. DC SUPERPOSITION CHARACTERISTICS

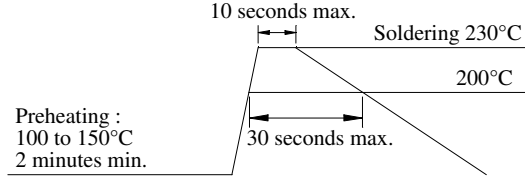


TAMURA

PRODUCT SPECIFICATION

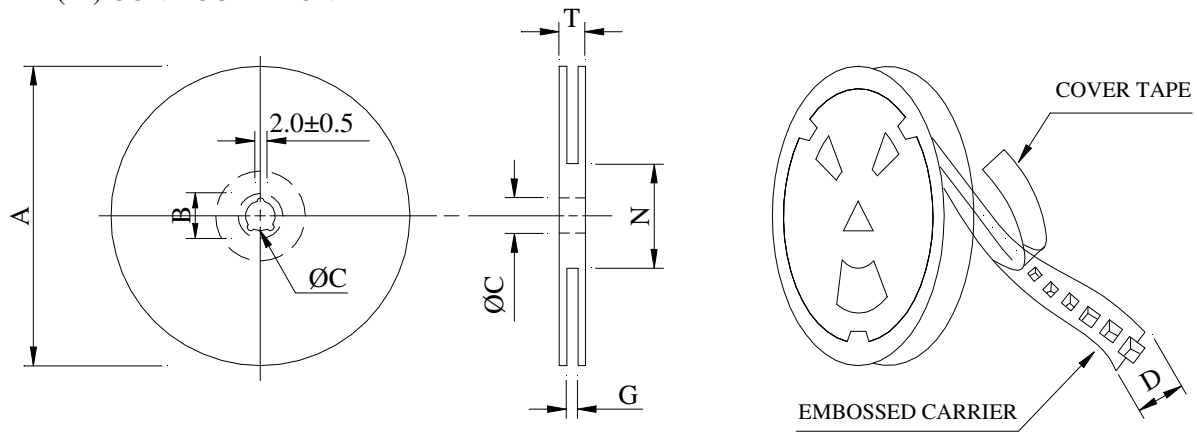
Product Name	1205 SMD POWER INDUCTORS - SHIELDED TYPE	Page	3
TAMURA Part No.	TS1205-XXX	Rev. No.	0

RECOMMENDED SOLDERING CONDITIONS REFLOW SOLDERINGS

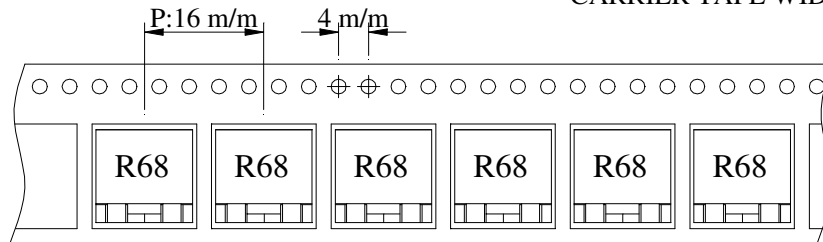


5. PACKAGING INFORMATION :

(1) CONFIGURATION



CARRIER TAPE WIDTH : D



(2) DIMENSIONS

Unit:m/m

STYLE	A	B	C	D	G	N	T
13 - 24	330	21±0.8	13	24	26 MAX	50 MIN	30.4

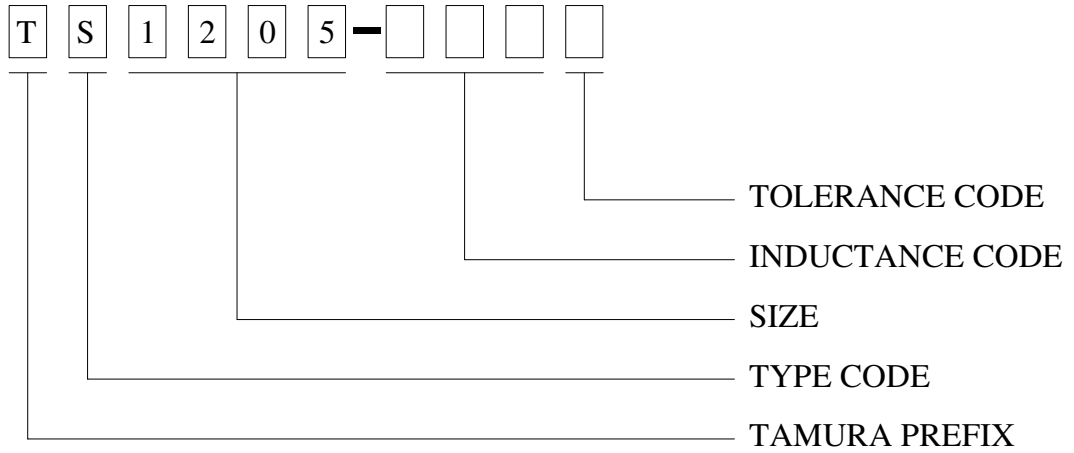
(3) Q'TY & G.W. PER PACKAGE

SERIES	INNER : REEL			OUTER : CARTON		
	Q'TY (PCS)	G.W. (gw)	STYLE	Q'TY (PCS)	G.W. (Kg)	SIZE (cm)
TS1205	600	2,150	13 - 24	2,400	11.30	40 x 40 x 24

PRODUCT SPECIFICATION

Product Name	1205 SMD POWER INDUCTORS - SHIELDED TYPE	Page	4
TAMURA Part No.	TS1205-XXX	Rev. No.	0

6. Part No. FORMAT :



PRODUCT SPECIFICATION

Product Name	1205 SMD POWER INDUCTORS - SHIELDED TYPE	Page	5
TAMURA Part No.	TS1205-XXX	Rev. No.	0

7. RELIABILITY TEST :

TEST ITEM	SPECIFICATION	TEST CONDITION
SOLDERABILITY	MORE THAN 90% OF THE TERMINAL ELECTRODE SHALL BE COVERED WITH FRESH SOLDER.	PREHEAT : 125±25°C FOR 60 SECONDS SOLDER : H63A (EUTECTIC SOLDER) SOLDER TEMP. : 230±5°C FLUX : ROSIN DIP TIME : 4±1 SECONDS
THERMAL SHOCK TEST (TEMP. CYCLE)	INDUCTANCE SHALL NOT CHANGE MORE THAN ±20%	ROOM TEMP. —————> $-25\pm 2^{\circ}\text{C}$ 15 MINUTES 30 MINUTES ROOM TEMP. —————> $85\pm 2^{\circ}\text{C}$ 15 MINUTES 30 MINUTES TOTAL : 50 CYCLES
HUMIDITY RESISTANCE TEST		TEMPERATURE : 40±2°C HUMIDITY : 90 ~ 95% APPLIED CURRENT : PER SPEC. TIME : 500 HOURS
HIGH TEMP. RESISTANCE TEST		TEMPERATURE : 85±2°C APPLIED CURRENT : PER SPEC. TIME : 500 HOURS



TAMURA

PRODUCT SPECIFICATION

Product Name	1205 SMD POWER INDUCTORS - SHIELDED TYPE	Page	6
TAMURA Part No.	TS1205-XXX	Rev. No.	0

8. UL CARD :

QMFZ2		January 15, 1991	
Component-Plastics			
SUMITOMO BAKELITE CO LTD		E41429 (M)	
(11-cont. from I card)			
PM-9630	BK	0.40	94V-0 150 150 150 — — — — —
		0.51	94V-0 150 150 150 0 0 — — —
		3.18	94V-0 150 150 150 0 1 0 4 3
PM-8315	BK	0.50	94V-0 150 150 150 3 0 0 — —
PM-8315J	BN	0.71	94V-0 150 150 150 2 0 0 — —
		1.47	94V-0 150 150 150 0 2 0 — —
		3.05	94V-0 150 150 150 0 1 0 5 4
		6.10	94V-0 150 150 150 0 1 0 5 4
PM-8315K	BK	0.78	94V-1 150 150 150 — — — — —
		1.52	94V-0 150 150 150 — — — — —
PM-8320J	BK	0.71	94HB 150 150 150 — — — — —
PM-8330	BK	0.71	94V-1 150 150 150 — — — — —
		1.57	94V-0 150 150 150 — — — — —
PM-8400	BK	0.71	94HB 150 150 150 — — — — —
PM-9830	BK	0.69	94V-0 150 150 150 0 0 — — —
		3.18	94V-0 150 150 150 0 0 0 4 3
Reports: March 29, 1985: May 14, 1974: September 16, 1971: September 16, 1971: September 16, 1971: September 16, 1971: March 29, 1985.			
Replaces E4142911 dated February 28, 1990.		(Cont. on J card)	
683540014 N7047 Underwriters Laboratories Inc. ®		D11/0043416	

OBMW2		January 7, 1988	
Component - Magnet Wire			
MITSUBISHI CABLE INDUSTRIES LTD		E104048 (S)	
4-3 IKEJIRI ITAMI , HYOGO 664 JAPAN			
Mtl Dsg	BC Medis	Coat Type Ovorcoat Estor-imide	ANSI Type — 155
EDW-R52			
Marking: Company name and type designation on package or reels.			
See General Information Preceding These Recognitions			
For use only in equipment where the acceptability of the combination is determined by Underwriters Laboratories Inc.			
Report January 5, 1988.			
302279005 H7642		Underwriters Laboratories Inc.® D11/0149909	



TAMURA