



Chipsmall Limited consists of a professional team with an average of over 10 year of expertise in the distribution of electronic components. Based in Hongkong, we have already established firm and mutual-benefit business relationships with customers from,Europe,America and south Asia,supplying obsolete and hard-to-find components to meet their specific needs.

With the principle of "Quality Parts,Customers Priority,Honest Operation,and Considerate Service",our business mainly focus on the distribution of electronic components. Line cards we deal with include Microchip,ALPS,ROHM,Xilinx,Pulse,ON,Everlight and Freescale. Main products comprise IC,Modules,Potentiometer,IC Socket,Relay,Connector.Our parts cover such applications as commercial,industrial, and automotives areas.

We are looking forward to setting up business relationship with you and hope to provide you with the best service and solution. Let us make a better world for our industry!



Contact us

Tel: +86-755-8981 8866 Fax: +86-755-8427 6832


Email & Skype: info@chipsmall.com Web: www.chipsmall.com

Address: A1208, Overseas Decoration Building, #122 Zhenhua RD., Futian, Shenzhen, China



Features

- ◆ Non-isolated converter for negative output
- ◆ Small size and low profile
- ◆ Pin compatible with LM79xx linear regulators
- ◆ No heatsink required
- ◆ High efficiency up to 96%
- ◆ Operation temp. range -40°C to $+85^{\circ}\text{C}$
- ◆ Protection against overload, short circuit and over-temperature
- ◆ Fixed switching frequency
- ◆ Wide input range up to -32 VDC
- ◆ Excellent line / load regulation
- ◆ Low standby current
- ◆ 3-year product warranty



The new TSN-1 series step-down switching regulators are drop-in replacement for inefficient 79xx linear regulators. A high efficiency up to 96 % allows full load operation up to $+70^{\circ}\text{C}$ ($+85^{\circ}\text{C}$ with derating) ambient temperature without the need of any heat-sink or forced air cooling.

The TSN-1 switching regulators provide other significant features over linear regulators, i.e. better output accuracy ($\pm 2\%$), lower standby current of $\sim 2\text{ mA}$ and no requirement of external capacitors. They are suitable for negative output circuits. The high efficiency and low standby power consumption make these regulators an ideal solution for energy sensitive applications.

Models

Order code		Input voltage range / (nominal)	Output voltage	Output current max.	Efficiency typ.	
straight pins	angular pins				@ Vin min.	@ Vin max.
TSN 1-2450	TSN 1-2450A	-7.0 – -32 VDC (12 VDC)	-5.0 VDC	-1.0 A	91.5 %	84.5 %
TSN 1-2452	TSN 1-2452A	-7.0 – -32 VDC (12 VDC)	-5.2 VDC		92.0 %	85.0 %
TSN 1-2460	TSN 1-2460A	-8.0 – -32 VDC (12 VDC)	-6.0 VDC		92.5 %	86.5 %
TSN 1-2480	TSN 1-2480A	-10.5 – -32 VDC (12 VDC)	-8.0 VDC		94.0 %	89.0 %
TSN 1-2490	TSN 1-2490A	-11.5 – -32 VDC (24 VDC)	-9.0 VDC		94.5 %	90.5 %
TSN 1-24120	TSN 1-24120A	-15 – -32 VDC (24 VDC)	-12.0 VDC		96.0 %	92.0 %
TSN 1-24150	TSN 1-24150A	-18 – -32 VDC (24 VDC)	-15.0 VDC		96.0 %	93.5 %

Input Specifications

No load input current	-3 mA typ.
Reflected ripple current	100 mAp-p typ.
Input filter	internal capacitors

Output Specifications

Voltage set accuracy	±2 % (at full load)
Regulation	- Input variation 1.0 % max. - Load variation (10 – 100 %) 0.6 % max.
Startup voltage overshoot	1.0 % max.
Minimum load	not required
Ripple and noise (20 MHz Bandwidth)	5.0 – 5.2 VDC models: 50 mVpk-pk max. 6 – 15 VDC models: 75 mVpk-pk max.
Temperature coefficient	±0.015 % / °C max.
Dynamic load response (change of 50% to 100% load)	5% of Vout mV peak variation 250 µs max. response time
Startup time	- start up time at nominal Vin, constant resistive load 15 mS typ. - rise time for 10 % to 90 % Vout 10 mS typ.
Short circuit protection	continuous, automatic recovery
Capacitive load	5.0 – 5.2 VDC models: 1600 µF max. 6.0 – 9.0 VDC models: 1000 µF max. 12 – 15 VDC models: 470 µF max.

General Specifications

Temperature ranges	- Operating -40°C to +85°C - Storage -55°C to +125°C
Derating	3.3 %/K above +70°C
Thermal shock, mechanical shock & vibration	MIL-STD-810F - Test conditions www.tracopower.com/products/mil810.pdf
Overtemperature protection	at +165°C (on internal IC)
Humidity (non condensing)	5 – 95 % rel H max.
Reliability, calculated MTBF (MIL-HDBK217F, at +25°C, ground benign)	>8'475'000 h
Isolation voltage	none
Switching frequency	5.0 – 5.2 VDC models: 380 kHz typ. 6.0 – 15 VDC models: 500 kHz typ.

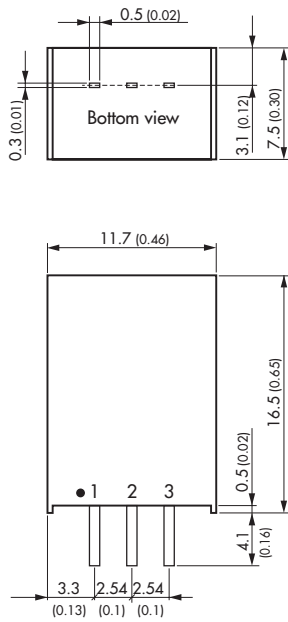
Physical Specifications

Casing material	non-conductive plastic
Potting material	silicon (flammability to UL 94V-0 rated)
Weight	3.1 g (0.11 oz)
Soldering profile	max. +265°C / 10 sec. (wave soldering)
Environmental compliance	- Reach www.tracopower.com/overview/tsn1 - RoHS RoHS directive 2011/65/EU

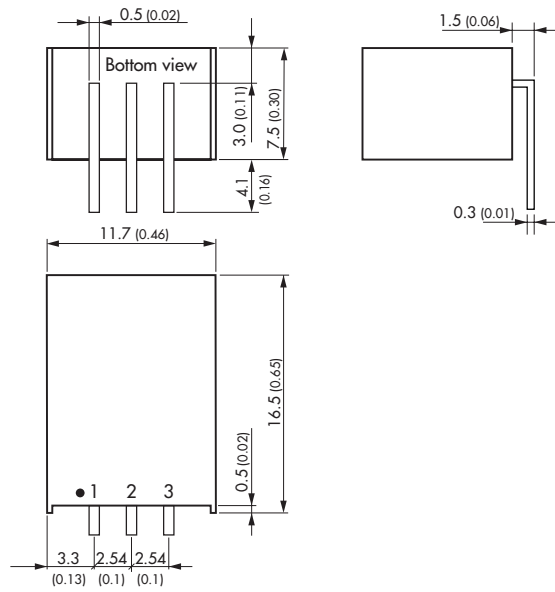
All specifications valid at nominal input voltage, full load and +25°C after warm-up time unless otherwise stated.

Outline Dimensions

Straight pin version



Angular pin version (suffix A)



Pin-Out	
Pin	Single
1	GND
2	-Vin
3	-Vout

Dimensions in [mm], () = Inch
 Pin pitch tolerances: ± 0.25 (± 0.01)
 Pin profile tolerance: ± 0.1 (± 0.004)
 Other tolerances: ± 0.5 (± 0.02)