



Chipsmall Limited consists of a professional team with an average of over 10 year of expertise in the distribution of electronic components. Based in Hongkong, we have already established firm and mutual-benefit business relationships with customers from,Europe,America and south Asia,supplying obsolete and hard-to-find components to meet their specific needs.

With the principle of “Quality Parts,Customers Priority,Honest Operation,and Considerate Service”,our business mainly focus on the distribution of electronic components. Line cards we deal with include Microchip,ALPS,ROHM,Xilinx,Pulse,ON,Everlight and Freescale. Main products comprise IC,Modules,Potentiometer,IC Socket,Relay,Connector.Our parts cover such applications as commercial,industrial, and automotives areas.

We are looking forward to setting up business relationship with you and hope to provide you with the best service and solution. Let us make a better world for our industry!



Contact us

Tel: +86-755-8981 8866 Fax: +86-755-8427 6832

Email & Skype: info@chipsmall.com Web: www.chipsmall.com

Address: A1208, Overseas Decoration Building, #122 Zhenhua RD., Futian, Shenzhen, China



Small Signal Product

Surface Mount Schottky

FEATURES

- Designed for mounting on small surface
- Extremely thin / leadless package
- Low capacitance
- Low forward voltage drop
- Packing code with suffix "G" means green compound (halogen-free)



1005



MECHANICAL DATA

- Case: 1005
- Terminal: Gold plated, solderable per MIL-STD-750, method 2026
- Polarity: Indicated by cathode band
- Weight: 6 mg (approximately)
- Marking code: BC

MAXIMUM RATINGS AND ELECTRICAL CHARACTERISTICS (T _A =25°C unless otherwise noted)			
PARAMETER	SYMBOL	VALUE	UNIT
Repetitive Peak Reverse Voltage	V _{RRM}	40	V
Reverse Voltage	V _R	40	V
RMS Reverse Voltage	V _{R(RMS)}	28	V
Average Forward Current	I _O	200	mA
Peak Forward Surge Current 8.3ms Single Half Sine-Wave Superimposed on Rate Load	I _{FSM}	600	mA
Power Dissipation	P _d	200	mW
Forward Voltage	V _F	0.38	V
		1.0	
Reverse Leakage Current	I _R	0.2	μA
Typical Capacitance Between Terminals V _R = 0 V , f = 1.0 MHz Reverse Voltage	C _J	5	pF
Reverse Recovery Time (I _F = I _R = 10mA, I _{RR} = 0.1×I _R , R _L =100Ω)	t _{rr}	5	ns
Junction Temperature	T _J	-65 to +125	°C
Storage Temperature	T _{STG}	-65 to +125	°C

Small Signal Product

RATINGS AND CHARACTERISTICS CURVES

($T_A=25^\circ\text{C}$ unless otherwise noted)

Fig.1 Forward Characteristics

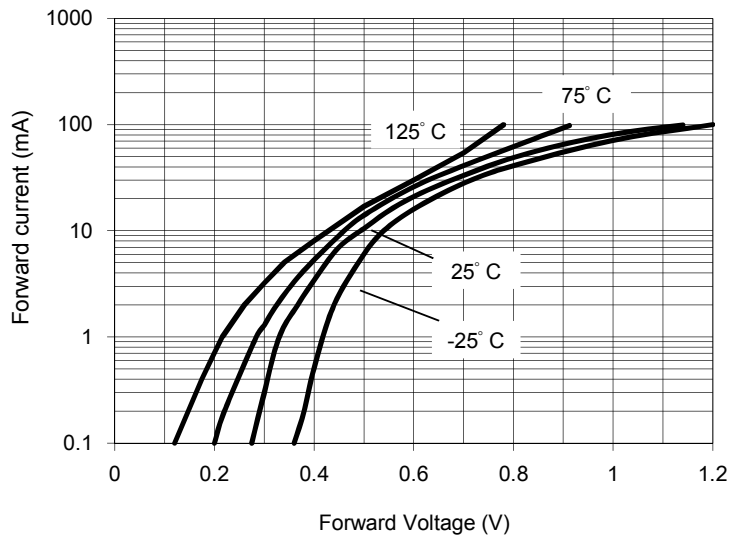


Fig. 2 Reverse Characteristics

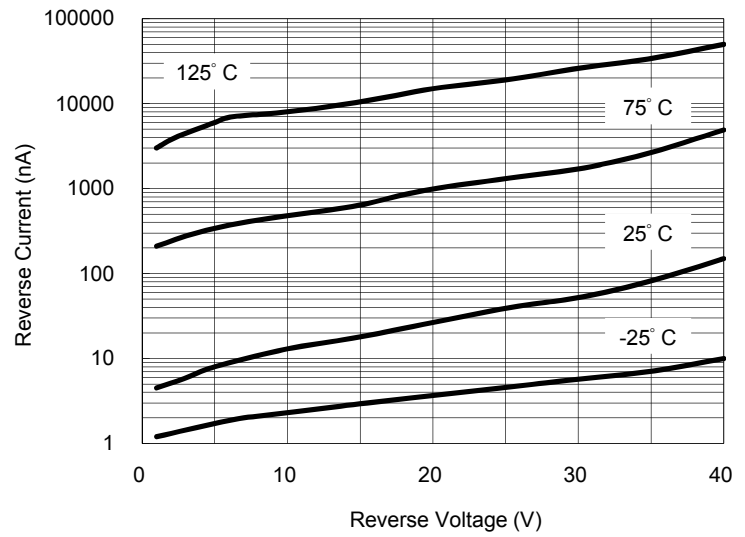


Fig. 3 Capacitance Between Terminals Characteristics

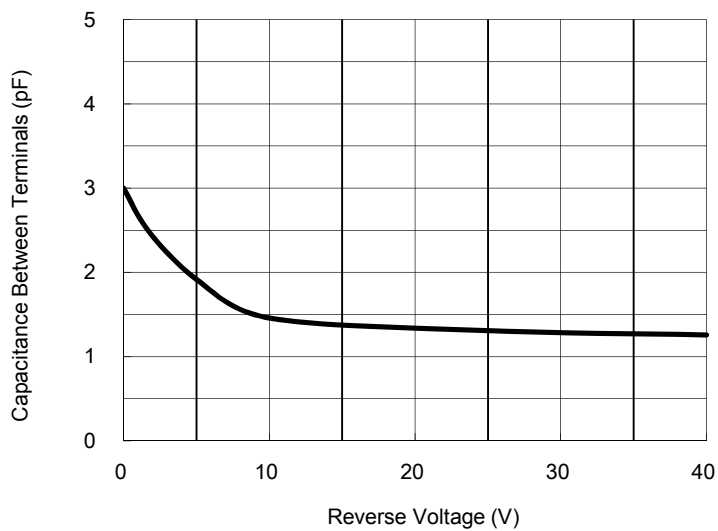
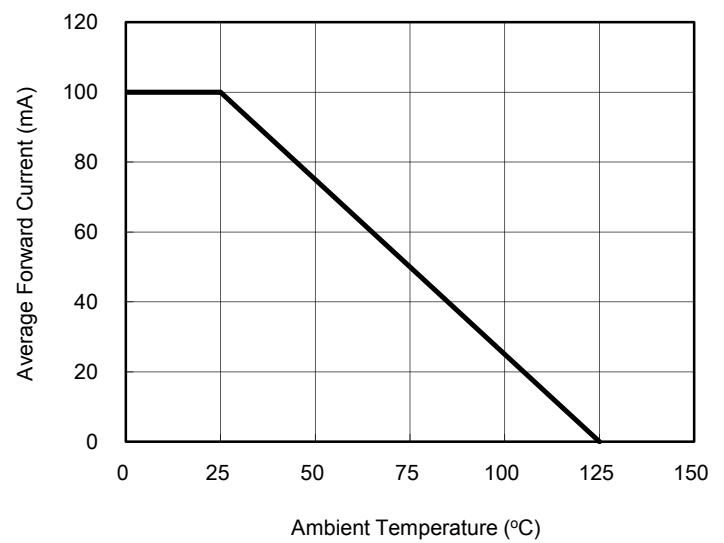


Fig. 4 Current Derating Curve

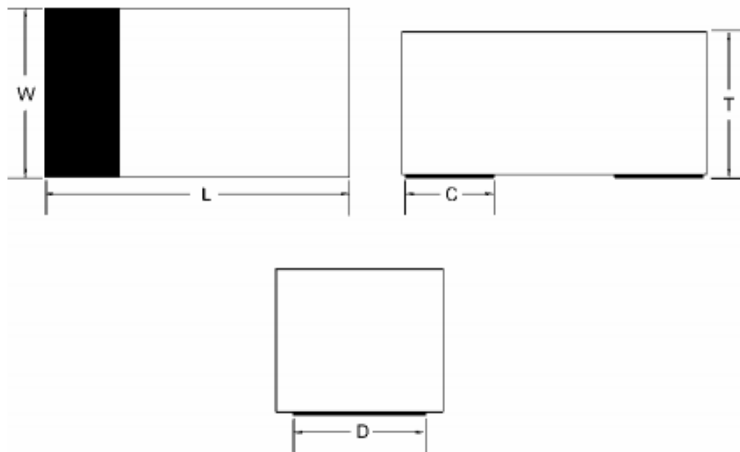


Small Signal Product

ORDERING INFORMATION					
PART NO.	PART NO. SUFFIX (Note 1)	PACKING CODE	PACKING CODE SUFFIX	PACKAGE	PACKING
TSS40L	-xx	RW	G	1005	4K / 7" Reel

Note 1: Part No. Suffix „-xx “ would be used for special requirement

EXAMPLE					
PREFERRED PART NO.	PART NO.	PART NO. SUFFIX	PACKING CODE	PACKING CODE SUFFIX	DESCRIPTION
TSS40L RWG	TSS40L		RW	G	Multiple manufacture source Green compound
TSS40L-F0 RWG	TSS40L	-F0	RW	G	Define manufacture source Green compound

PACKAGE OUTLINE DIMENSION
1005


DIM.	Unit (mm)			Unit (inch)		
	Min	Typ	Max	Min	Typ	Max
L	2.4	-	2.6	0.094	-	0.102
W	1.1	-	1.3	0.043	-	0.051
T	0.7	-	0.9	0.028	-	0.035
C	-	0.5	-	-	0.020	-
D	-	1.0	-	-	0.039	-

Notice

Specifications of the products displayed herein are subject to change without notice. TSC or anyone on its behalf, assumes no responsibility or liability for any errors or inaccuracies.

Information contained herein is intended to provide a product description only. No license, express or implied, to any intellectual property rights is granted by this document. Except as provided in TSC's terms and conditions of sale for such products, TSC assumes no liability whatsoever, and disclaims any express or implied warranty, relating to sale and/or use of TSC products including liability or warranties relating to fitness for a particular purpose, merchantability, or infringement of any patent, copyright, or other intellectual property right.

The products shown herein are not designed for use in medical, life-saving, or life-sustaining applications. Customers using or selling these products for use in such applications do so at their own risk and agree to fully indemnify TSC for any damages resulting from such improper use or sale.