



Chipsmall Limited consists of a professional team with an average of over 10 year of expertise in the distribution of electronic components. Based in Hongkong, we have already established firm and mutual-benefit business relationships with customers from,Europe,America and south Asia,supplying obsolete and hard-to-find components to meet their specific needs.

With the principle of "Quality Parts,Customers Priority,Honest Operation,and Considerate Service",our business mainly focus on the distribution of electronic components. Line cards we deal with include Microchip,ALPS,ROHM,Xilinx,Pulse,ON,Everlight and Freescale. Main products comprise IC,Modules,Potentiometer,IC Socket,Relay,Connector.Our parts cover such applications as commercial,industrial, and automotives areas.

We are looking forward to setting up business relationship with you and hope to provide you with the best service and solution. Let us make a better world for our industry!



Contact us

Tel: +86-755-8981 8866 Fax: +86-755-8427 6832

Email & Skype: info@chipsmall.com Web: www.chipsmall.com

Address: A1208, Overseas Decoration Building, #122 Zhenhua RD., Futian, Shenzhen, China



Small Signal Product

SMD Zener Diode

FEATURES

- Wide zener voltage range selection: 2.0V to 39V
- Designed for mounting on small surface
- Extremely thin / leadless package
- Compliant to RoHS Directive 2011/65/EU and in accordance to WEEE 2002/96/EC
- Halogen-free according to IEC 61249-2-21


0603

MECHANICAL DATA

- Case: 0603
- Terminal: Gold plated, solderable per MIL-STD-750, method 2026
- Polarity: Indicated by cathode band
- Weight: 3 mg (approximately)

| MAXIMUM RATINGS AND ELECTRICAL CHARACTERISTICS ($T_A=25^{\circ}\text{C}$ unless otherwise noted) | | | |
|--|----------------|--------------|--------------------|
| PARAMETER | SYMBOL | VALUE | UNIT |
| Power Dissipation | P_D | 150 | mW |
| Forward Voltage @ $I_F = 10\text{mA}$ | V_F | 0.9 | V |
| Forward Current, Surge Peak 8.3 ms Single Half Sine-Wave Superimposed on Rate Load | I_{FSM} | 2 | A |
| Junction and Storage Temperature Range | T_J, T_{STG} | -55 to +125 | $^{\circ}\text{C}$ |

Small Signal Product

ELECTRICAL CHARACTERISTICS ($T_A = 25^\circ\text{C}$ unless otherwise noted)

| Device | Device Marking Code | Zener Voltage | | | Operating Resistance | | Rising Operating Resistance | | Reverse Current | |
|------------|---------------------|---------------|-------|------------|----------------------|------------|-----------------------------|------------|-----------------|-----------|
| | | V_Z (Volt) | | I_Z (mA) | Z_{ZT} (Ohm) | | Z_{ZK} (Ohm) | | I_R (uA) | |
| | | Min | Max | | Max | I_Z (mA) | Max | I_Z (mA) | Max | V_R (V) |
| TSZU52C2V0 | Z0 | 1.90 | 2.10 | 5 | 100 | 5 | 600 | 1 | 100 | 1.0 |
| TSZU52C2V2 | Z1 | 2.09 | 2.31 | 5 | 100 | 5 | 600 | 1 | 100 | 1.0 |
| TSZU52C2V4 | Z2 | 2.28 | 2.52 | 5 | 85 | 5 | 600 | 1 | 100 | 1.0 |
| TSZU52C2V7 | Z3 | 2.57 | 2.84 | 5 | 83 | 5 | 500 | 1 | 75 | 1.0 |
| TSZU52C3V0 | Z4 | 2.85 | 3.15 | 5 | 95 | 5 | 500 | 1 | 50 | 1.0 |
| TSZU52C3V3 | Z5 | 3.14 | 3.47 | 5 | 95 | 5 | 500 | 1 | 25 | 1.0 |
| TSZU52C3V6 | Z6 | 3.42 | 3.78 | 5 | 95 | 5 | 500 | 1 | 15 | 1.0 |
| TSZU52C3V9 | Z7 | 3.71 | 4.10 | 5 | 95 | 5 | 500 | 1 | 10 | 1.0 |
| TSZU52C4V3 | Z8 | 4.09 | 4.52 | 5 | 95 | 5 | 500 | 1 | 5.0 | 1.0 |
| TSZU52C4V7 | Z9 | 4.47 | 4.94 | 5 | 78 | 5 | 500 | 1 | 5.0 | 2.0 |
| TSZU52C5V1 | ZA | 4.85 | 5.36 | 5 | 60 | 5 | 480 | 1 | 0.1 | 0.8 |
| TSZU52C5V6 | ZB | 5.32 | 5.88 | 5 | 40 | 5 | 400 | 1 | 0.1 | 1.0 |
| TSZU52C6V2 | ZC | 5.89 | 6.51 | 5 | 10 | 5 | 200 | 1 | 0.1 | 2.0 |
| TSZU52C6V8 | ZE | 6.46 | 7.14 | 5 | 8 | 5 | 150 | 1 | 0.1 | 3.0 |
| TSZU52C7V5 | ZF | 7.13 | 7.88 | 5 | 7 | 5 | 50 | 1 | 0.1 | 5.0 |
| TSZU52C8V2 | ZG | 7.79 | 8.61 | 5 | 7 | 5 | 50 | 1 | 0.1 | 6.0 |
| TSZU52C9V1 | ZH | 8.65 | 9.56 | 5 | 10 | 5 | 50 | 1 | 0.1 | 7.0 |
| TSZU52C10 | ZJ | 9.50 | 10.50 | 5 | 15 | 5 | 70 | 1 | 0.1 | 7.5 |
| TSZU52C11 | ZK | 10.45 | 11.55 | 5 | 20 | 5 | 70 | 1 | 0.1 | 8.5 |
| TSZU52C12 | ZM | 11.40 | 12.60 | 5 | 20 | 5 | 90 | 1 | 0.1 | 9.0 |
| TSZU52C13 | ZN | 12.35 | 13.65 | 5 | 25 | 5 | 110 | 1 | 0.1 | 10 |
| TSZU52C15 | ZP | 14.25 | 15.75 | 5 | 30 | 5 | 110 | 1 | 0.1 | 11 |
| TSZU52C16 | ZQ | 15.20 | 16.80 | 5 | 40 | 5 | 170 | 1 | 0.1 | 12 |
| TSZU52C18 | ZR | 17.10 | 18.90 | 5 | 50 | 5 | 170 | 1 | 0.1 | 14 |
| TSZU52C20 | ZS | 19.00 | 21.00 | 5 | 50 | 5 | 220 | 1 | 0.1 | 15 |
| TSZU52C22 | ZT | 20.90 | 23.10 | 5 | 55 | 5 | 220 | 1 | 0.1 | 17 |
| TSZU52C24 | ZU | 22.80 | 25.20 | 5 | 80 | 5 | 220 | 1 | 0.1 | 18 |
| TSZU52C27 | ZV | 25.65 | 28.35 | 5 | 80 | 5 | 250 | 1 | 0.1 | 20 |
| TSZU52C30 | ZW | 28.50 | 31.50 | 5 | 80 | 5 | 250 | 1 | 0.1 | 23 |
| TSZU52C33 | ZX | 31.35 | 34.65 | 5 | 80 | 5 | 250 | 1 | 0.1 | 25 |
| TSZU52C36 | ZY | 34.20 | 37.80 | 5 | 90 | 5 | 250 | 1 | 0.1 | 27 |
| TSZU52C39 | ZZ | 37.05 | 40.95 | 5 | 90 | 5 | 300 | 1 | 0.1 | 29 |

Small Signal Product

RATINGS AND CHARACTERISTICS CURVES

($T_A=25^\circ\text{C}$ unless otherwise noted)

Fig. 1 Temperature Coefficients

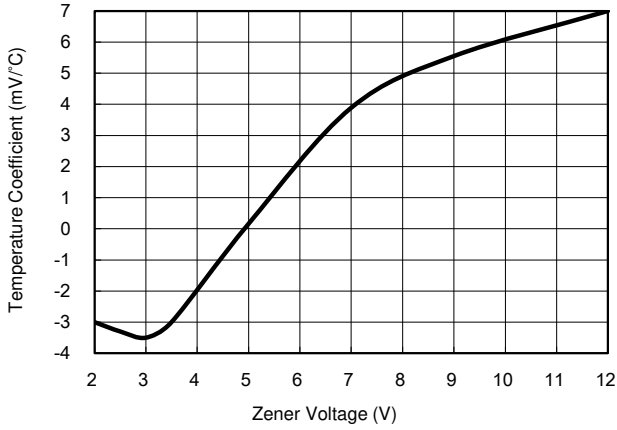


Fig. 2 Temperature Coefficients

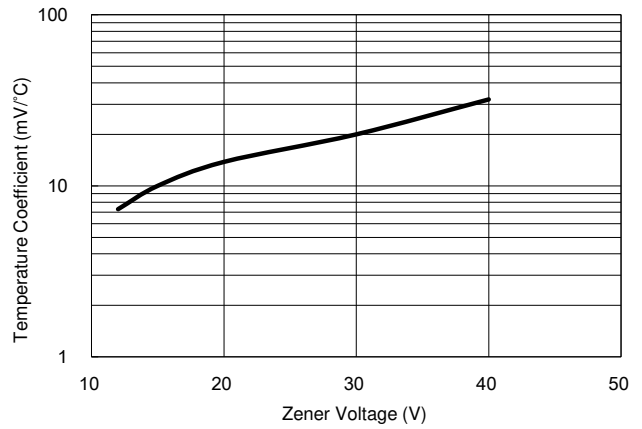


Fig. 3 Effect of Zener Voltage on Zener Impedance

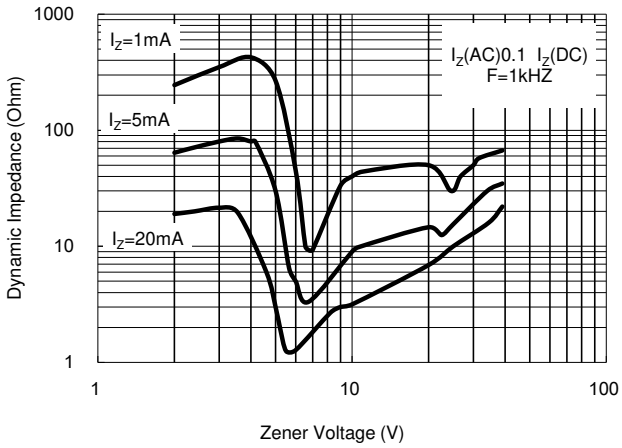


Fig. 4 Typical Forward Voltage

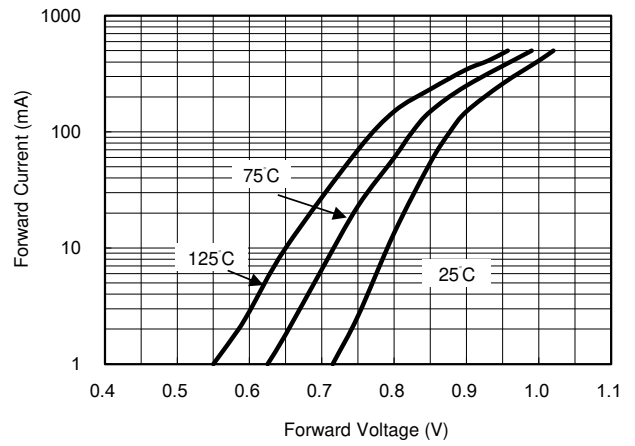


Fig. 5 Typical Leakage Current

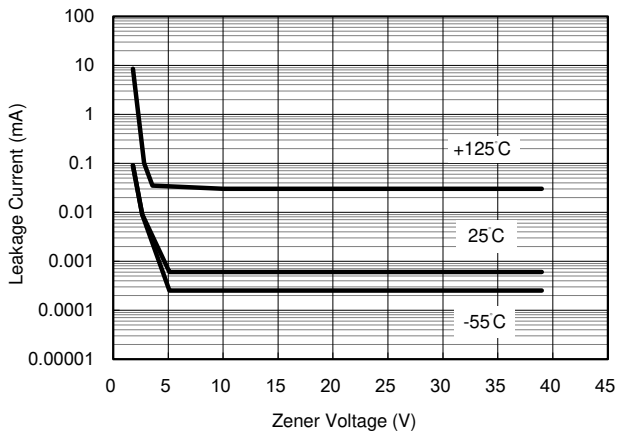
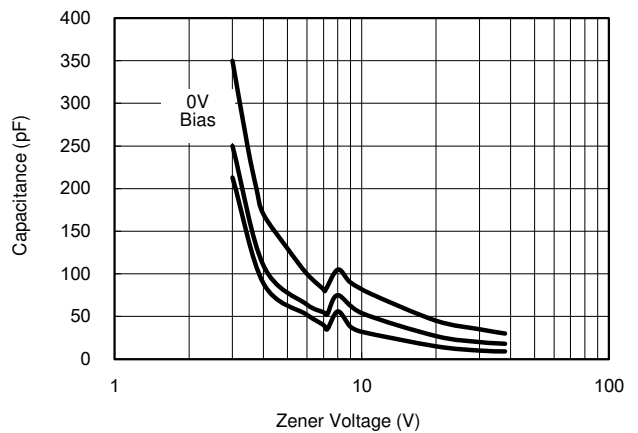


Fig. 6 Typical Capacitance



Small Signal Product

Fig. 7 Zener Voltage VS. Zener Current

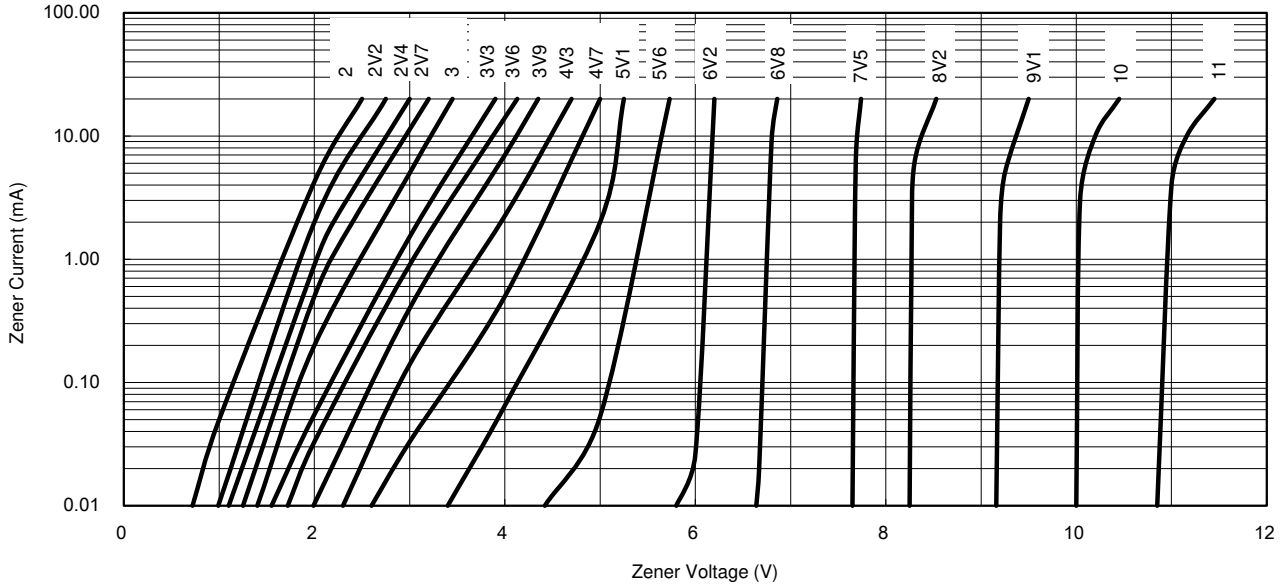


Fig. 8 Zener Voltage vs. Zener Current

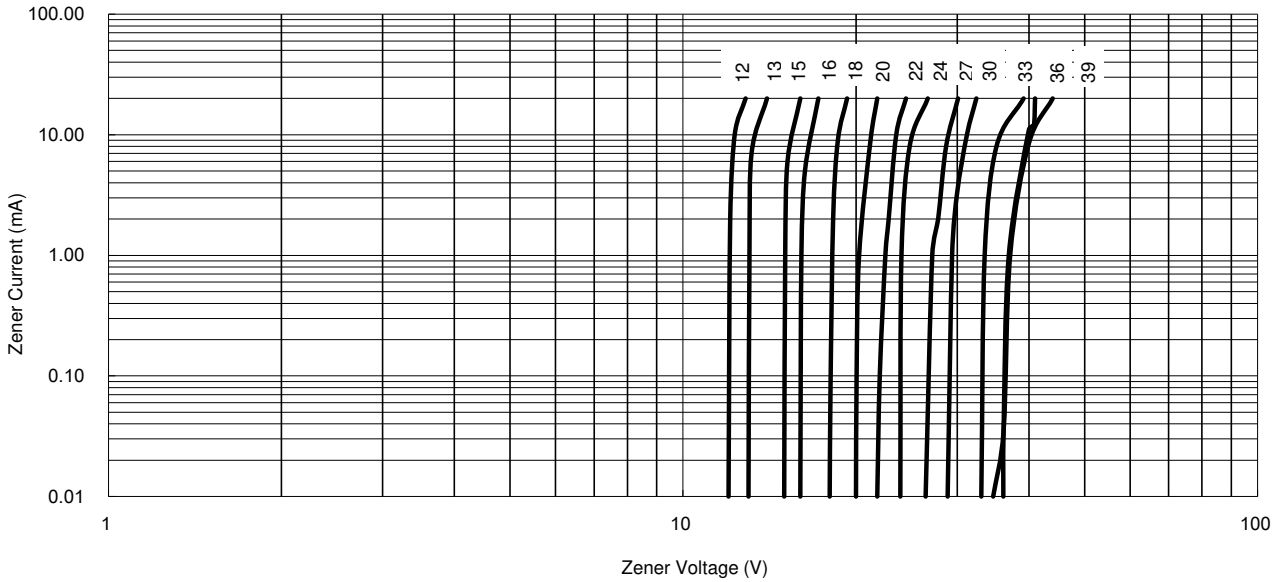
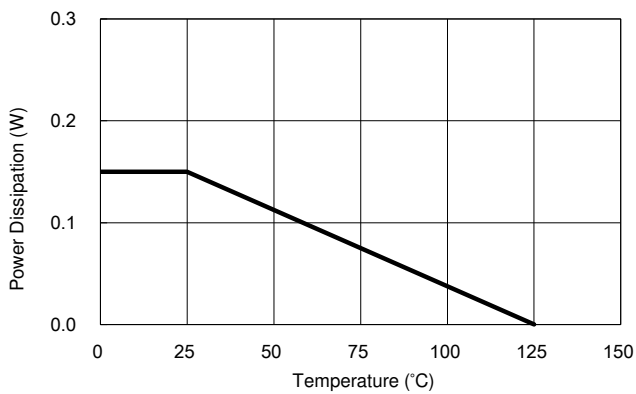


Fig. 9 Steady State Power Derating



Small Signal Product

ORDERING INFORMATION

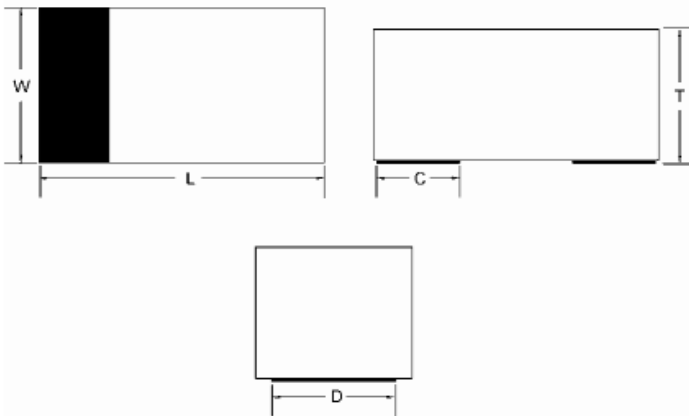
| PART NO. | PACKING CODE | PACKING CODE SUFFIX | PACKAGE | PACKING |
|--------------------------|--------------|---------------------|---------|--------------|
| TSZU52Cxxx (Note1, 2) | RG | G | 0603 | 4K / 7" Reel |

Note 1: "xxx" defines voltage from 2.0V (TSZU52C2V0) to 39V (TSZU52C39)

Note 2: Whole series with green compound

EXAMPLE

| EXAMPLE P/N | PART NO. | PACKING CODE | PACKING CODE SUFFIX | DESCRIPTION |
|---------------|-----------|--------------|---------------------|----------------|
| TSZU52C39 RGG | TSZU52C39 | RG | G | Green compound |

PACKAGE OUTLINE DIMENSION
0603


| DIM. | Unit (mm) | | | Unit (inch) | | |
|------|-----------|------|------|-------------|-------|-------|
| | Min | Typ. | Max | Min | Typ. | Max |
| L | 1.60 | - | 1.80 | 0.063 | - | 0.071 |
| W | 0.80 | - | 1.00 | 0.031 | - | 0.039 |
| T | 0.70 | - | 0.85 | 0.028 | - | 0.033 |
| C | - | 0.45 | - | - | 0.018 | - |
| D | - | 0.70 | - | - | 0.028 | - |

Small Signal Product

Notice

Specifications of the products displayed herein are subject to change without notice. TSC or anyone on its behalf, assumes no responsibility or liability for any errors or inaccuracies.

Information contained herein is intended to provide a product description only. No license, express or implied, to any intellectual property rights is granted by this document. Except as provided in TSC's terms and conditions of sale for such products, TSC assumes no liability whatsoever, and disclaims any express or implied warranty, relating to sale and/or use of TSC products including liability or warranties relating to fitness for a particular purpose, merchantability, or infringement of any patent, copyright, or other intellectual property right.

The products shown herein are not designed for use in medical, life-saving, or life-sustaining applications. Customers using or selling these products for use in such applications do so at their own risk and agree to fully indemnify TSC for any damages resulting from such improper use or sale.