



Chipsmall Limited consists of a professional team with an average of over 10 year of expertise in the distribution of electronic components. Based in Hongkong, we have already established firm and mutual-benefit business relationships with customers from,Europe,America and south Asia,supplying obsolete and hard-to-find components to meet their specific needs.

With the principle of "Quality Parts,Customers Priority,Honest Operation,and Considerate Service",our business mainly focus on the distribution of electronic components. Line cards we deal with include Microchip,ALPS,ROHM,Xilinx,Pulse,ON,Everlight and Freescale. Main products comprise IC,Modules,Potentiometer,IC Socket,Relay,Connector.Our parts cover such applications as commercial,industrial, and automotives areas.

We are looking forward to setting up business relationship with you and hope to provide you with the best service and solution. Let us make a better world for our industry!



Contact us

Tel: +86-755-8981 8866 Fax: +86-755-8427 6832

Email & Skype: info@chipsmall.com Web: www.chipsmall.com

Address: A1208, Overseas Decoration Building, #122 Zhenhua RD., Futian, Shenzhen, China



REV. Status
 PRELIMINARY
 02/03/00 MP
 PRELIMINARY 1
 CHANGED TO
 OPEN TYPE.
 06/30/00 MP

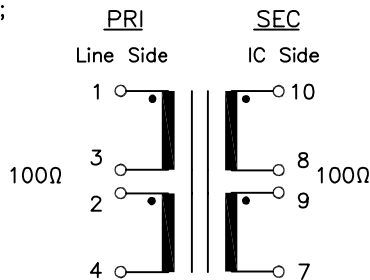
ADSL transformer designed for use with Analog Device ADSL IC chip AD20MSP910

- A. Electrical Specifications (@ 25°C)
1. Primary (Line side) Impedance; 100Ω
 2. Secondary (IC side) Impedance; 100Ω
 3. Frequency Response; ±1.1dB @ 30KHz to 1.1MHz, 0dBm
 4. Insertion Loss; 0.5dB MAX @ 100KHz, 0dBm
 5. Longitudinal Balance; 40dBm MIN @ 1KHz TO 1MHz, 0dBm (Per ITU method pin 7 grounded)
 6. Primary Open Circuit Inductance; 5.0mH ±10% @ 10KHz, 1.0Vrms Measured (1-4) with 2 and 3 shorted
 7. Leakage Inductance; 16μH MAX @ 100KHz, 0.1Vrms Measured (1-4) with 2 & 3, 8 & 9 and 7 & 10 shorted
 8. Total Harmonic Distortion; -80dB MAX @ 30KHz
 9. DC Resistance; (1-4)=3.0Ω MAX, with 2 & 3 shorted (7-10)=3.0Ω MAX, with 8 & 9 shorted
 10. Turns Ratio; (1-4):(7-10)=1:1.00±2% 2 & 3, and 8 & 9 shorted
 11. Dielectric Strength; 1875Vrms 1 second @ Pri to Sec

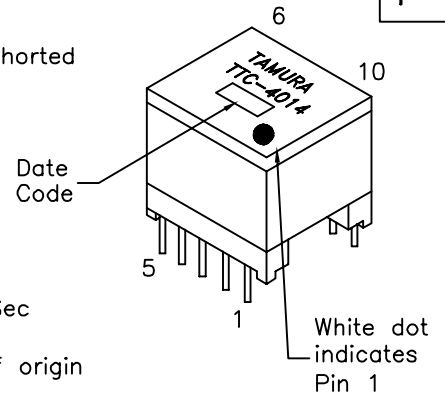
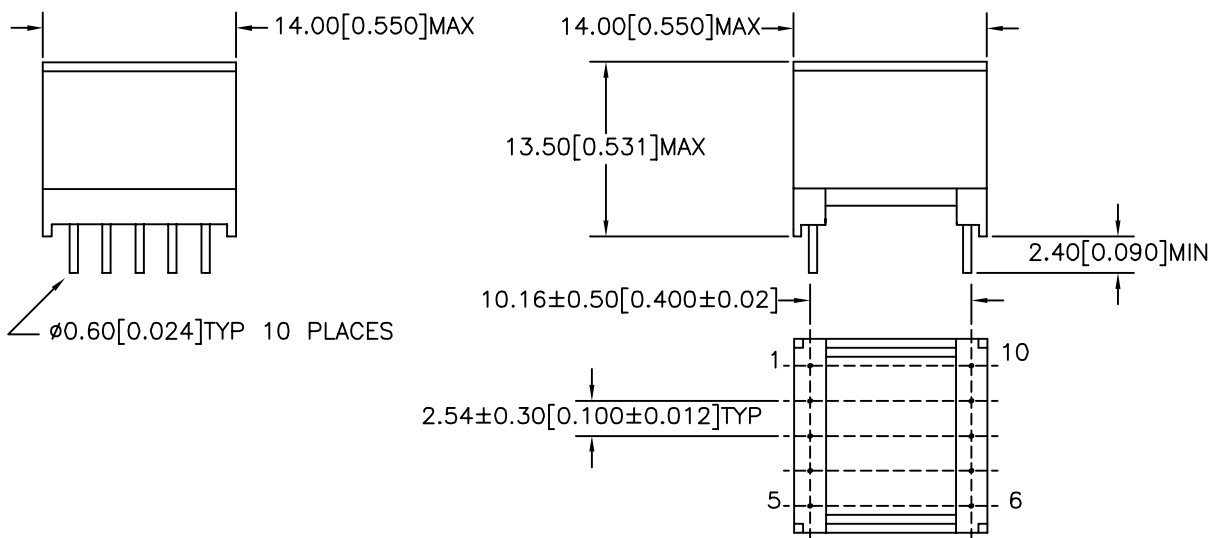
B. Marking; TTC-4014, TAMURA, date code and country of origin

C. Safety; Complies with UL1950 3rd Edition and IEC950

D. Schematic;



E. Mechanical Specifications;



MODEL NUMBER
TTC-4014

PREPARED BY:

D. Rund

ENGINEER:

M. Pitchai

QUALITY CONTROL:

D. Kelley

APPROVED:

J. Coleman

DWG CONTROL NO.
 P-A1-12350
 ACAD\TTC\A1123501.DWG

REV
 PR1

ADSL
 TRANSFORMER

TAMURA CORPORATION OF AMERICA
 43352 BUSINESS PARK DRIVE, TEMECULA, CA. 92590-6624
 (909) 699-1270 FAX 9096769482

TTC-4014

MODEL SPECIFICATION

DIM: mm(In) SCL: 2/1 SH: 1 OF 1

PROPRIETARY NOTICE: THIS DRAWING PRINT OR DOCUMENT AND SUBJECT MATTER DISCLOSED HEREIN ARE PROPRIETARY ITEMS TO WHICH TAMURA RETAINS THE EXCLUSIVE RIGHT OF DISSEMINATION, REPRODUCTION, MANUFACTURE AND SALE. THIS DRAWING, PRINT OR DOCUMENT IS SUBMITTED IN CONFIDENCE FOR CONSIDERATION BY THE RECIPIENT ALONE UNLESS PERMISSION FOR FURTHER DISCLOSURE IS EXPRESSLY GRANTED IN WRITING.