



Chipsmall Limited consists of a professional team with an average of over 10 year of expertise in the distribution of electronic components. Based in Hongkong, we have already established firm and mutual-benefit business relationships with customers from,Europe,America and south Asia,supplying obsolete and hard-to-find components to meet their specific needs.

With the principle of “Quality Parts,Customers Priority,Honest Operation,and Considerate Service”,our business mainly focus on the distribution of electronic components. Line cards we deal with include Microchip,ALPS,ROHM,Xilinx,Pulse,ON,Everlight and Freescale. Main products comprise IC,Modules,Potentiometer,IC Socket,Relay,Connector.Our parts cover such applications as commercial,industrial, and automotives areas.

We are looking forward to setting up business relationship with you and hope to provide you with the best service and solution. Let us make a better world for our industry!



## Contact us

Tel: +86-755-8981 8866 Fax: +86-755-8427 6832

Email & Skype: info@chipsmall.com Web: www.chipsmall.com

Address: A1208, Overseas Decoration Building, #122 Zhenhua RD., Futian, Shenzhen, China





ENCAPSULATED TELECOMMUNICATION MODEM COUPLING TRANSFORMER  
COMPATIBLE WITH V.90 TECHNOLOGIES

MODEL NUMBER  
**TTC-5007**

REV. Status  
 REVISION - 12/10/01 MP  
 REVISION A CHANGED DIMENSIONS 03/10/04 MP  
 REVISION B REVISED RETURN LOSS - WAS 200Hz TO 4KHz 03/24/05 MP  
 REVISION C DEL SAFETY EN60950 ADDED RoHS 04/19/04 MP  
 REVISION D ADDED "A" CLASS TO MARKING NOTE. REV'D PIN DIMS 05/16/06 MP

- A. Electrical Specifications (@ 25°C)
- Pri Source Impedance; 600Ω
  - Sec Load Impedance; 530Ω
  - Insertion Loss; 1.0dB MAX @ 1KHz, 0dBm
  - Frequency Response (relative to 1KHz) ±0.25dB @ 200Hz to 4KHz, 0dBm
  - Longitudinal Balance; 60dB MIN @ 200Hz to 1KHz 40dB MIN @ 1KHz to 4KHz
  - Return Loss; 20dB MIN @ 1KHz, 0dBm
  - DC Resistance; (1-2)= 46Ω ±15% (3-4)= 45Ω ±15%
  - Turns Ratio; (1-2):(4-3) = 1:1.00±2%
  - Dielectric Strength; 3750Vrms 1 second Pri to Sec
  - Total Harmonic Distortion: -78dB MAX @ 600Hz, -10dBm (-83dB TYP)

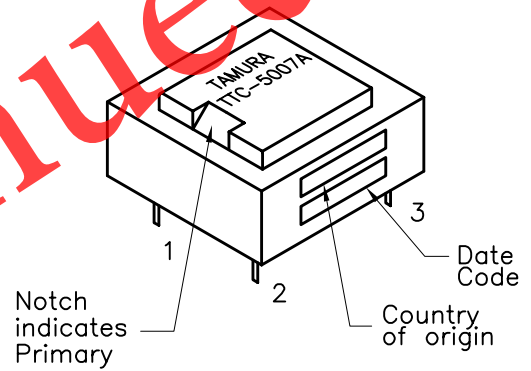
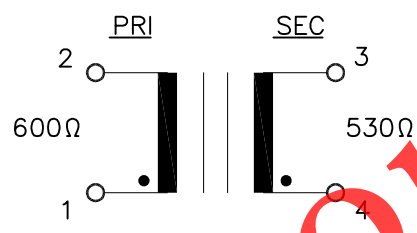


UL #E208555

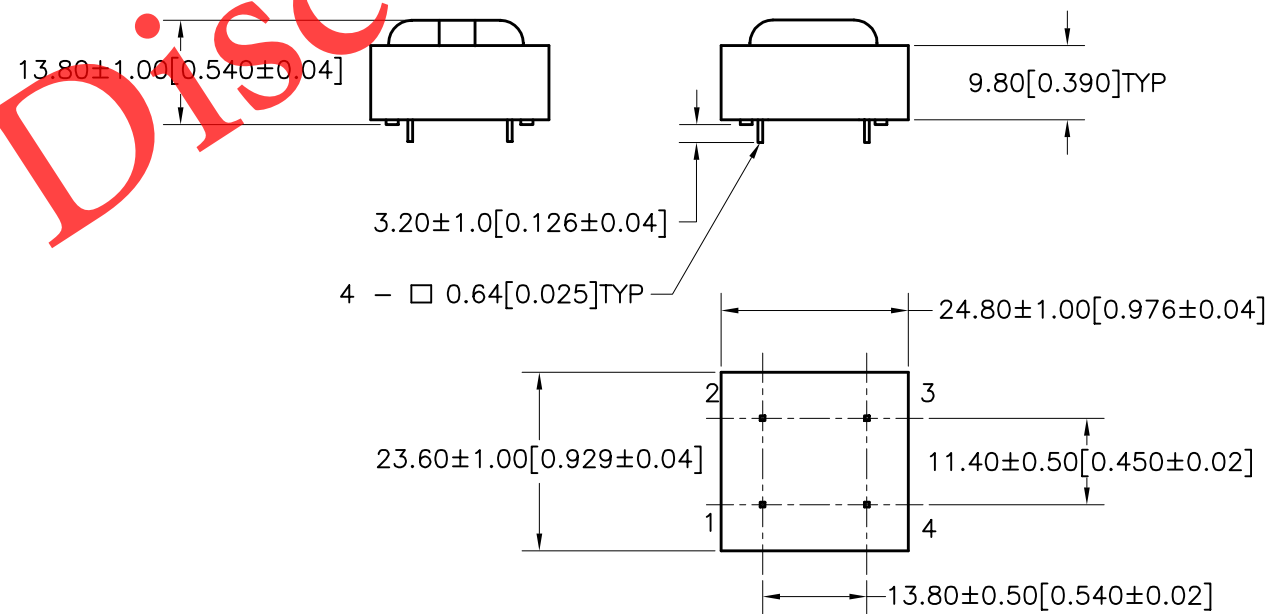
B. Marking; TTC-5007A, TAMURA, date code and country of origin. "A" designates UL approved family classification.

C. Safety; UL1950 3rd Edition, UL60950

D. Schematic Diagram;



E. Mechanical Specifications;



PREPARED BY: K. BRENNAN  
 ENGINEER: M. PITCHAI  
 QUALITY CONTROL: T. CLEM  
 APPROVED: Y. SEKIGUCHI

DWG CONTROL NO. P-A1-12726 ACAD\TTC\A1127261.DWG	REV D	MODEM COUPLING TRANSFORMER	<b>TTC-5007</b> MODEL SPECIFICATION	
CONTENTS OF THIS DRAWING ARE SUBJECT TO CHANGE WITHOUT PRIOR NOTICE <b>TAMURA CORPORATION OF AMERICA</b> 43352 BUSINESS PARK DRIVE, TEMECULA, CA. 92590-6624 (951) 699-1270 FAX 9516769482		DIM: mm [In] SCL: 1/1 SH: 1 OF 1		
PROPRIETARY NOTICE: THIS DRAWING PRINT OR DOCUMENT AND SUBJECT MATTER DISCLOSED HEREIN ARE PROPRIETARY ITEMS TO WHICH TAMURA RETAINS THE EXCLUSIVE RIGHT OF DISSEMINATION, REPRODUCTION, MANUFACTURE AND SALE. THIS DRAWING, PRINT OR DOCUMENT IS SUBMITTED IN CONFIDENCE FOR CONSIDERATION BY THE RECIPIENT ALONE UNLESS PERMISSION FOR FURTHER DISCLOSURE IS EXPRESSLY GRANTED IN WRITING.				